Date	SHD DAT	KWK DAT	CCR DAT	CCR 7DADM	BSF DAT	JLF DAT	BND DAT
5/1/1996	47.5	49.9			54.2	56.4	56.5
5/2/1996	47.5	49.9			53.9	55.8	55.9
5/3/1996	47.5	49.7			53	54.6	54.7
5/4/1996	47.1	49.7			52.8	54.6	54.7
5/5/1996	47.1	49.6			52.2	53.9	54.3
5/6/1996	47.1	49.8			53.1	54.4	54.3
5/7/1996	47.1	49.8			53.6	55.1	55
5/8/1996	47.5	49.9			53.8	55.5	55.6
5/9/1996	47.3	50			53.8	55.5	55.5
5/10/1996	47.5	49.9			53.5	55.2	55.4
5/11/1996	47.5	49.8			53.7	55.4	55.4
5/12/1996	47.5	49.8			53.9	56	56.2
5/13/1996	47.5	49.8			53.7	55.9	56.1
5/14/1996	47.5	49.6			52.2	54.6	55.2
5/15/1996	47.5	49.2			52.2	53.8	54.1
5/16/1996	47.5	49.2			51.2	52.7	52.7
5/17/1996	47.5	49.8			54.5	55	54.7
5/18/1996	47.8	50.4			55.8	55.9	55.3
5/19/1996	48.5	50.1			53.3	54.3	54.5
5/20/1996	48.2	50.4			52.9	53.8	53.6
5/21/1996	48.2	50.2			52.3	53	53
5/22/1996	48.5	50.6			53	53.8	53.4
5/23/1996	48.5	50.7			53	54	53.8
5/24/1996	48.5	50.1			52.7	53.8	54.1
5/25/1996	48.9	50.6			52	53.6	54.8
5/26/1996	48.9	50.9			54.7	56.2	55.8
5/27/1996	48.5	50.7			55.3	57	56.7
5/28/1996	48.5	50.9			54.6	56.5	56.1
5/29/1996	48.2	49.9			53.7	55.5	55.6
5/30/1996	48.5	49.8			52.6	54.1	54.8
5/31/1996	48.5				52.8	53.8	54.9
6/1/1996	48.5				55	56.2	55.4
6/2/1996	48.5	49.9			54.4	55.7	55.2
6/3/1996	48.5	49.7			54.2	55.8	55.8
6/4/1996	48.5	49.7			54.3	55.7	55.8
6/5/1996	48.5	49.6			54.3	55.6	55.7
6/6/1996	48.9	49.8			54.4	55.7	55.6
6/7/1996	48.9	49.8			54.6	55.9	56
6/8/1996	48.9	49.9			54.5	55.8	55.9
6/9/1996	48.9	50			54.3	55.4	55.4
6/10/1996	48.9	49.9			54.2	55.2	55.2
6/11/1996	48.9	49.8			54.4	55.5	55.5

6/12/1996	48.9	49.8	54.6	55.6	55.7
6/13/1996	48.9	49.8	54.6	55.8	55.9
6/14/1996	48.9	49.6	54.5	55.6	55.6
6/15/1996	48.9	49.2	54.6	55.6	55.6
6/16/1996	49.2	49.2	54.9	55.9	55.9
6/17/1996	48.9	49.8	54.8	55.6	55.7
6/18/1996	48.9	50.4	54.6	55.3	54.6
6/19/1996	48.4	50.1	53.7	55.1	55.6
6/20/1996	48.7	50.4	54.5	55.4	55.7
6/21/1996	48.5		54.5	55.6	57.1
6/22/1996	48.5	51.3	54.6	55.7	55.8
6/23/1996	48.5	51.3	53.8	54.6	54.8
6/24/1996	48.9	50.9	53.8	54.7	54.6
6/25/1996	48.9	51.3	54.6	55.2	55.4
6/26/1996	48.9	51.3	53	53.9	54.2
6/27/1996	48.5	51.1	53.5	54.4	54.5
6/28/1996	48.5	51		54.8	55.1
6/29/1996	49.3	51.2		55.4	55.6
6/30/1996	50.1	51.2		55.5	56
7/1/1996	50.5	51.2		55.3	55.9
7/2/1996	50.6	51.3		55.4	55.8
7/3/1996	50.5	51.3		55.4	55.8
7/4/1996	50.6	51.4		55.4	55.7
7/5/1996	50.6	51		55.4	55.7
7/6/1996	50.6	51.3		55.3	55.6
7/7/1996	51	51.3		55.4	55.8
7/8/1996	51	51.8		55.8	56.1
7/9/1996	51	51.8		55.9	56.1
7/10/1996	51	51.9	55.1	55.9	56.1
7/11/1996	50.7	51.6	55.1	56	56.1
7/12/1996	50.3	51.3	54.5	55.3	55.5
7/13/1996	51.3	51.3	54.4	55.2	55.3
7/14/1996	51.2	51.7	54.9	55.7	55.7
7/15/1996	50.8	51.9	55.4	56.4	56.5
7/16/1996	51.3	52.2	55.5	56.3	56.4
7/17/1996	51.3	51.9	55.3	56.2	56.2
7/18/1996	51	51.9	54.7	55.5	55.7
7/19/1996	50.6	51.9	54.6	55.7	55.7
7/20/1996	50.6	51.9	54.7	55.8	55.7
7/21/1996	51	51.8	54.8	55.9	55.8
7/22/1996	50.8	51.8	54.7	56	55.9
7/23/1996	51	51.7	54.1	55	55
7/24/1996	51	51.8	54.1	55.5	55.1
7/25/1996	51.5	52.1	54.8	56.1	55.9
7/26/1996	52.4	52.4	55.1	56.2	56.1
7/27/1996	51.3	52.4	55.1	56.3	56.2
7/28/1996	51.3	52.1	54.9	56	55.9

7/29/1996	51.3	52.3	54.9	56.1	55.9
7/30/1996	51.3	52.2	54.9	56	56.1
7/31/1996	51	52.2	55	56.1	56.1
8/1/1996	51.3	52.2	54.5	55.7	55.8
8/2/1996	51.5	52.3	54.6	55.4	55.6
8/3/1996	51.3	52.4	54.7	55.5	55.8
8/4/1996	51.7	52.4	54.8	55.7	55.9
8/5/1996	52	52.5	55	55.8	56.1
8/6/1996	53.4	52.5	54.5	55.7	55.8
8/7/1996	52.7	52.9	55.5	56.1	56.2
8/8/1996	52	52.6	55.1	55.9	56.1
8/9/1996	51.7	52.8	55	56	56
8/10/1996	52	52.5	54.2	56	56.1
8/11/1996	52	52.9	52.3	55.7	55.8
8/12/1996	52	53	55.5	56.3	56.3
8/13/1996	52	53.2	55.7	56.5	56.6
8/14/1996	52	52.9	55.5	56.4	56.7
8/15/1996	52	52.7	55.2	56.1	56.3
8/16/1996	52	52.6	54.7	55.6	57.8
8/17/1996	52.4	52.7	54.6	55.8	57.5
8/18/1996	52.7	52.9	55	56	56.1
8/19/1996	52.7	52.7	54.8	55.8	55.9
8/20/1996	52.7	53.1	54.5	55.8	55.9
8/21/1996	52.4	53	55.2	56.1	56.1
8/22/1996	52.4	53.1	55.3	56	56
8/23/1996	52.2	52.8	54.7	55.9	56.1
8/24/1996	52.4	52.8	55	56.1	56.2
8/25/1996	52.4	53.1	55.3	56.2	56.2
8/26/1996	52.4	53	55.2	56	56.1
8/27/1996	52.7	52.9	55	56.3	56
8/28/1996	52.7	53	54.7	56	55.9
8/29/1996	52.9	53.3	55.3	56.6	56.6
8/30/1996	53.1	53.4	55.6	57	57.1
8/31/1996	52.7	53.3	55.8	56.9	57.1
9/1/1996	53.1	53.3	55.4	56.6	56.7
9/2/1996	53.1	53.4	55.2	56.5	56.5
9/3/1996	53.1	53.4	55.1	56.7	56.8
9/4/1996	53.5	51.5	55.1	56.7	56.9
9/5/1996	53.1	53.7	55.6	56.5	56.5
9/6/1996	53.4	53.6	56.2	56.9	56.9
9/7/1996	53.4	53.7	56	56.7	56.7
9/8/1996	53.4	53.5	56	57	56.8
9/9/1996	53.4	53.4	55.9	56.6	56.7
9/10/1996	53.8	53.6	56	56.8	56.8
9/11/1996	53.8	53.6	56	56.9	57
9/12/1996	53.8	53.5	55.6	56.3	56.5
9/13/1996	53.8	53.6	55.6	56.2	56.3

9/14/1996	53.8	53.6	55.9	56.4	56.3
9/15/1996	54.1	53.2	56.5	57.3	57.3
9/16/1996	53.8	54	56.1	56.8	56.8
9/17/1996	54.1	53.9	55.8	56.5	56.6
9/18/1996	54.1	53.8	55.8	56.5	56.4
9/19/1996	54.5	53.9	56	56.8	56.8
9/20/1996	54.5	54.1	56.3	57.2	57.2
9/21/1996	54.5	54.4	56.6	57.7	57.7
9/22/1996	54.5	54.3	56.4	57.5	57.6
9/23/1996	55	54	56	57	57
9/24/1996	54.8	54.5	56.3	57.3	57.1
9/25/1996	54.8	54.6	57.1	57.9	57.8
9/26/1996	54.5	54.6	57	57.9	57.8
9/27/1996	54.8	54.6	57	58.1	58
9/28/1996	54.8	54.6	57	57.8	57.8
9/29/1996	54.8	54.6	57	57.9	57.8
9/30/1996	55	54.7	56.8	57.9	57.9
10/1/1996	54.8	54.5	56.8	57.7	57.6
10/2/1996	55.2	54.6	56.9	58	59.4
10/3/1996	55.2	54.7	57	57.9	57.8
10/4/1996	55.2	54.6	57	57.8	57.8
10/5/1996	55.5	54.7	57.2	58	57.9
10/6/1996	55.5	54.8	57.4	58.3	58.2
10/7/1996	55.2	54.9	57.4	58.2	58.2
10/8/1996	55.5	54.8	57.3	58.3	58.3
10/9/1996	55.5	54.7	57.3	58.3	58.2
10/10/1996	55.2	54.8	57.1	58.2	58.2
10/11/1996	55.4	54.7	55.7	57.7	57.8
10/12/1996	55.5	54.7	56.3	57.8	58
10/13/1996	55.2	54.8	57.2	58.1	58.4
10/14/1996	55.2	54.8	56.7	56.9	57.1
10/15/1996	55.2	54.9	56.8	56.9	56.9
10/16/1996	55.2	54.5	55.9	55.9	56
10/17/1996	55.2	54.3	55.6	55.3	55.2
10/18/1996	55.4	54.3	55.6	55.4	55.5
10/19/1996	55.5	54.3	54.9	54.6	54.5
10/20/1996	55.4	54.9	54.7	54.2	54.1
10/21/1996	55.5	54.8	55.2	54.5	54.1
10/22/1996	56.2	54.8	55.5	55	54.8
10/23/1996	56.6	55.1	55.8	55.3	55.2
10/24/1996	56.2	55.5	56.4	56.3	56.3
10/25/1996	56.2	55.6	55	54.5	54.4
10/26/1996	55.5	55.4	55.4	54.4	54
10/27/1996	57.3	55.7	55.4	54.6	54.3
10/28/1996	56.9	56.1	55.9	55.2	54.7
10/29/1996	57.1	56.3	55.6	55	54.8
10/30/1996	55.5	56.4	56	55.3	54.9

10/31/1996	56.6	56.5	57	56.5	56.2
5/1/1997	48.2	49.4	51.6	53.2	53.3
5/2/1997	48.2	49.3	52.2		53.8
5/3/1997	48.4	49.6	53.6		54.6
5/4/1997	48.2	49.6	53.8		55
5/5/1997	48.5	49.7	53.9		55.3
5/6/1997	49.2	49.9	54.4		56
5/7/1997	47.8	49.8	53.6		55.7
5/8/1997	47.8	46.6	54.1		55.7
5/9/1997	47.4	48.2	54	55.8	55.9
5/10/1997	47.6	49.8	53.9	55.6	55.9
5/11/1997	47.4	49.8	53.8	55.3	55.6
5/12/1997	47.5	49.7	53.8	55.3	55.5
5/13/1997	47.3	49.8	54	55.4	55.6
5/14/1997	47.1	49.8	54.2	55.8	56
5/15/1997	47.1	49.5	53.9	55.4	55.8
5/16/1997	46.7	49.7	53.5	54.9	55.2
5/17/1997	46.9	49.4	53.8	55.1	55.3
5/18/1997	47.2	49.5	54.1	55.5	55.7
5/19/1997	47.4	49.6	54.2	55.5	55.7
5/20/1997	47.4	49.4	53.9	55.2	55.5
5/21/1997	47.4	49.2	53.8	55	55.3
5/22/1997	47.7	49.2	52.9	53.8	54.1
5/23/1997	47.6	49.2	52.6	53.4	53.4
5/24/1997	47.8	49	53.2	54	53.9
5/25/1997	47.7	49.3	52.7	54	54.1
5/26/1997	47.5	49.3	52	53.3	53.5
5/27/1997	47.6	49.1	52.6	53.6	53.5
5/28/1997	47.8	49.4	53	53.8	53.9
5/29/1997	48.3	49.4	53.7	54.7	54.6
5/30/1997	48.7	49.9	54.5	55.9	56
5/31/1997	48.5	50.6	54.5	55.9	56.3
6/1/1997	48.9	50	54.4	55.4	55.4
6/2/1997	49.1	50.1	54	55.1	55.2
6/3/1997	48.3	50.2	53.2	54	54.4
6/4/1997	48.1	50.3		55.4	55.1
6/5/1997	48.4	50.1	55.6	55.9	56.3
6/6/1997	48.2	50.1	54.3	55.5	55.7
6/7/1997	48.3	50	54.5	55.7	56
6/8/1997	48.5	49.9	54.3	55.4	55.8
6/9/1997	48.7	49.9	53.1	54.3	54.7
6/10/1997	50.3	50.2	53.7	54.7	54.7
6/11/1997	49.9	51.1	54.5	55.5	55.7
6/12/1997	49.2	51.5	54.4	55.3	55.5
6/13/1997	49.2	51	54.1	55.1	55.3
6/14/1997	49.2	50.8	54	54.8	55
6/15/1997	49.8	50.8	53.9	54.8	55.1

6/16/1997	49.8	51.1	54.1	54.9	55.1
6/17/1997	49.8	51.2	54.1	54.8	55.1
6/18/1997	49.8	51.2	54.7	55.6	55.2
6/19/1997	49.6	51.1	54.2	54.9	55.1
6/20/1997	49.6	51.1	54.2		55.5
6/21/1997	49.8	51	54		55.7
6/22/1997	50.3	50.9	53.9		55.5
6/23/1997	50.3	51.2	54		55.4
6/24/1997	49.6	51.4	54.1		55.7
6/25/1997	49.6	51.1	54.2	55	55.9
6/26/1997	49.8	50.9	53.6	54.3	55.1
6/27/1997	50.2	50.5	53.5	54.2	55
6/28/1997	50.9	51.2	53.7	54.4	55.3
6/29/1997	50.4	51.6	53.7	54.7	55.5
6/30/1997	50.1	51.6	53.9	54.6	55.4
7/1/1997	50.5	51.3	54	54.8	55.7
7/2/1997	50.5	51.2	54.2	54.7	55.5
7/3/1997	50.1	51.4	54.4	55.1	56
7/4/1997	50.1	51.6	54.3	55.3	56.2
7/5/1997	50	51.6	54.2	55.1	56
7/6/1997	49.8	51.6	54.2	55.1	56.1
7/7/1997	49.2	51	53.3	54	56
7/8/1997	49.2	50.8	54.3	55.1	56.2
7/9/1997	49.6	50.8	54	54.5	55.4
7/10/1997	50.1	51.2	51.2	54.8	55.7
7/11/1997	49.6		54.2	54.8	55.6
7/12/1997	50	50.9	53.3	53.8	55.3
7/13/1997	50.1	51.2	54	54.6	55.4
7/14/1997	50.2	51.3	54.5	55	55.8
7/15/1997	50.4	51.4	54.3	55	55.9
7/16/1997	50.5	51.5	54.2	54.7	55.7
7/17/1997	50	51.5	54.4	55	56
7/18/1997	50.8	51.7	54.5	55.2	56.2
7/19/1997	50.9	51.9	54.7	55.4	56.4
7/20/1997	49.9	52	54.9	55.6	56.5
7/21/1997	49.6	51.2	54.7	55.6	56.7
7/22/1997	49.6	51	53.9	54.6	55.5
7/23/1997	50	51.1	53.7	54.4	55.5
7/24/1997	50	51	53.9	54.6	55.5
7/25/1997	49.8	51.2	53.9	54.6	55.5
7/26/1997	49.6	51.1	54.1	54.7	55.7
7/27/1997	49.2	51.2	54.2	54.9	55.8
7/28/1997	49.3	51.1	54.1	54.9	55.9
7/29/1997	49.3	51.2	54.3	55	56
7/30/1997	49.2	50.8	53.9	54.7	55.8
7/31/1997	49.8	50.7	53.7	54.4	55.3
8/1/1997	50.6	51.4	53.9	54.5	55.4

8/2/1997	50.3	51.6	53.6	55	55.9
8/3/1997	50.2	51.2	52.8	54.8	55.8
8/4/1997	50.3	51.2	53.3	54.6	55.5
8/5/1997	49.7	51.3	53.5	54.8	55.8
8/6/1997	49	51	53.3	54.7	55.7
8/7/1997	50.1	50.7	52.3	54.5	55.5
8/8/1997	50.2	51.1	53.1	54.8	55.8
8/9/1997	49.7	51.1	53.7	54.9	55.9
8/10/1997	49.3	50.9	53.4	54.9	55.9
8/11/1997	50.2	51		54.7	55.7
8/12/1997	50.1	51.7		55.3	56.1
8/13/1997	50.4	51.9		55.9	57
8/14/1997	50.1	51.5	53.1	55.8	57
8/15/1997	50	51.4	52.5	55.6	56.7
8/16/1997	49.5	51.4	52.6	55.9	57.1
8/17/1997	49.9	51.4	53.1	55.8	57
8/18/1997	50	51.4	53.2	55.7	56.8
8/19/1997	49.6	51.5	52.2	55.4	56.5
8/20/1997	49.5	51.4	54.2	55.4	56.9
8/21/1997	49.5	50.9	54.5	55.4	56.2
8/22/1997	49.3	51.2	54.8	56	57.1
8/23/1997	49.4	51.2	54.7	56	57.3
8/24/1997	49.5	51.4	55	56.3	57.5
8/25/1997	48.7	51	54.4	55.8	56.9
8/26/1997	48.9	50.9	54.4	55.8	56.8
8/27/1997	49.9	51.1	54.6	56	57.2
8/28/1997	49.7	51.4	54.6	55.9	57
8/29/1997	51.6	51.5	54.7	56.3	57.4
8/30/1997	51.3	51.7	54.7	56.1	57.3
8/31/1997	52.7	52.4	55.2	56.4	57.4
9/1/1997	52.9	52.8	55.2	56.4	57.4
9/2/1997	51.9	52.8	55.7	57	57.9
9/3/1997	53.2	52.7	55.5	56.8	56.9
9/4/1997	52.6	53	55.6	56.7	57.7
9/5/1997	52.7	52.6	55.5	56.7	57.9
9/6/1997	52.7	52.7	55.2	56.4	57.4
9/7/1997	51.5	52.5	55	56	57.1
9/8/1997	51.8	51.7	54.6	55.5	56.7
9/9/1997	52	52.6	54.5	55.4	56.4
9/10/1997	51.9	52.9	55.3	56.4	57.2
9/11/1997	52.3	52.8	55.9	57.1	58.1
9/12/1997	50.6	52.6	55.4	56.7	57.9
9/13/1997	51.9	52.3	55.5	56.7	57.8
9/14/1997	52.3	52.4	54.4	55.5	57.1
9/15/1997	52.5	52.4	54.9	55.8	56.3
9/16/1997	53	52.5	54.8	55.7	56.6
9/17/1997	51.9	53.3	54.4	55	56.3

9/18/1997	52.1	52.8			55.1	55.7	56.6
9/19/1997	52.3	52.9			55.2	56	57.3
9/20/1997	52.7	52.9			55.3	56.2	57.6
9/21/1997	52.8	53.1			55.4	56.3	57.7
9/22/1997	52.7	53.3			55.5	56.5	57.9
9/23/1997	53	53.6			55.8	56.7	58.1
9/24/1997	53.2	53.8			55.9	57	58.4
9/25/1997	52.1	54.4			56.3	57.3	58.7
9/26/1997	51.8	53.6			56.6	57.7	59.4
9/27/1997	52.5	53.1			55.4	56.3	58.1
9/28/1997	53	53.3			55.5	56.3	57.7
9/29/1997	53.3	53.4			55.5	56.4	57.9
9/30/1997	53	53.7			55.7	56.6	58
10/1/1997	53.1	53.9			55.8	56.7	58.1
10/2/1997	53.6	53.8			55.7	56.7	58.3
10/3/1997	53.4	53.7			55.8	56.4	57.7
10/4/1997	54	54			55.9	56.8	58.2
10/5/1997	54.5	54.1			55.7	56.4	57.9
10/6/1997	54.3	54.3			55.2	55.7	57.1
10/7/1997	54.8	54.5			55.2	55.3	56.2
10/8/1997	55.5	54.5			55.3	55.6	56.8
10/9/1997	55.6	54.8			55.3	55.4	56.4
10/10/1997	56.3	55.3			56	56	56.9
10/11/1997	55.9	55.6			55.9	56	57
10/12/1997	56.1	56			56.2	56.3	57.3
10/13/1997	56.3	56			56.9	57.1	58
10/14/1997	55.5	56.1			57.1	57.6	58.7
10/15/1997	55.4	56.3			57.4	57.8	59
10/16/1997	55.6	56			57.4	58	59.3
10/17/1997	53.9	55.9			57.2	57.8	59.1
10/18/1997	54.6	55.6			57	57.6	58.8
10/19/1997	54.1	55.3			56.7	57.1	58.4
10/20/1997	54.6	55.2			56.5	56.9	58.1
10/21/1997	55.3	55.1			56.4	56.8	58
10/22/1997	56.1	54.7			56.1	56.6	57.8
10/23/1997	56.1	54.8			55.9	56.4	57.7
10/24/1997	56.1	55.3			55	55	56.1
10/25/1997	58.1	55.3			55.1	54.9	55.7
10/26/1997	55.3	55.3			55.1	54.9	55.8
10/27/1997	57.2	55.9			56.1	56.2	57
10/28/1997	56.8	56.1			56.3	56.4	57.4
10/29/1997	56.6	56.4			56.7	56.9	58
10/30/1997	56.8	56.2			57	57.2	58.1
10/31/1997	56.3	56.3			57.7	58.2	59.3
5/1/1998	50.1	50.5	51.0	52.2	53.0	55.4	55.5
5/2/1998	50.7	50.2	50.7	52.3	52.5	54.1	53.7
5/3/1998	52.2	50.5	51.1	52.2	52.8	54.5	54.0

5/4/1998	52	51.3	51.6	52.4	53.0	54.9	54.8
5/5/1998	52.4	51.4	52.2	52.5	54.0	55.6	55.0
5/6/1998	49.5	51.6	52.0	52.5	53.5	55.5	55.3
5/7/1998	50	51.4	52.5	52.3	54.5	56.2	55.3
5/8/1998	48.9	50.7	51.2	52.1	53.3	56.0	55.7
5/9/1998	48.6	50.2	50.8	51.9	52.0	53.5	53.0
5/10/1998	49	49.8	50.4	52.0	52.0	53.7	53.0
5/11/1998	51.2	49.8	50.2	51.8	51.6	53.6	53.1
5/12/1998	52	50.9	51.1	52.0	51.5	52.8	52.0
5/13/1998	52.2	51.9	52.1	52.3	52.8	53.9	53.3
5/14/1998	51.7	52.0	52.2	52.8	52.8	54.2	53.7
5/15/1998	51.9	51.9	52.3	53.4	53.5	54.8	54.3
5/16/1998	52.3	51.9	52.3	53.8	53.7	54.8	54.3
5/17/1998	53	52.3	52.7	53.9	53.8	54.9	54.0
5/18/1998	53.7	53.1	53.5	53.8	54.6	55.8	55.3
5/19/1998	51.3	53.9	54.1	53.8	55.0	56.3	55.9
5/20/1998	51	51.3	52.2	53.9	54.0	55.3	55.2
5/21/1998	51.3	51.2	51.7	53.8	53.1	54.6	54.3
5/22/1998	52	51.5	52.0	53.6	53.4	54.9	54.5
5/23/1998	52.1	52.7	53.0	53.2	54.1	55.7	55.3
5/24/1998	51.9	52.1	52.4	53.0	53.5	55.0	54.9
5/25/1998	51.9	52.3	52.6	53.0	54.6	55.4	54.9
5/26/1998	51.6	52.0	52.2	52.8	53.1	54.1	54.1
5/27/1998	52.2	51.8	51.7	52.7	52.7	53.3	53.0
5/28/1998	51.5	51.8	51.7	52.9	52.9	53.3	53.3
5/29/1998	51.5	51.4	51.3	52.9	52.4		53.1
5/30/1998	52.7	52.1	52.2	52.8	53.6		54.4
5/31/1998	52.6	53.3	53.5	52.6	55.2		56.7
6/1/1998	51.2	52.0	52.6	52.5	55.1		57.4
6/2/1998	49.3	50.9	51.3	52.5	53.7		56.6
6/3/1998	49.4	50.0	50.2	52.3	53.2		55.1
6/4/1998	49.4	50.2	50.4	51.7	52.4		54.2
6/5/1998	49.5	50.5	50.8	51.4	51.6	55.7	54.7
6/6/1998	49.3	50.6	50.9	51.3		55.5	55.5
6/7/1998	49.4	50.2	50.3	51.4		54.3	54.7
6/8/1998	49	50.0	50.4	51.5	52.4	54.5	54.1
6/9/1998	48.9	50.0	50.6	51.5	55.0	56.0	55.9
6/10/1998	48.8	50.0	50.6	51.3	53.9	56.2	56.3
6/11/1998	47.6	49.8	50.5	51.6	55.6	57.2	57.3
6/12/1998	47.8	49.3	50.3	51.7	54.0	55.9	56.1
6/13/1998	50	49.2	49.6	51.6	53.0	55.1	55.4
6/14/1998	49	50.3	51.1	51.5	54.0	55.9	55.6
6/15/1998	48.3	50.0	50.8	51.5	54.1	56.5	56.6
6/16/1998	48.3	49.3	50.1	51.5	53.1	55.4	55.8
6/17/1998	48.3	49.3	50.0	51.6	52.8	55.0	54.9
6/18/1998	48.5	49.3	50.1	51.4	53.0	55.3	55.3
6/19/1998	48.6	49.9	50.6	51.2	53.4	55.7	55.6

6/20/1998	48.3	49.5	50.2	51.3	53.1	55.5	55.5
6/21/1998	48.3	49.3	50.1	51.2	53.0	55.4	55.4
6/22/1998	48.5	49.2	49.9	51.2	52.7	55.0	55.1
6/23/1998	48.6	49.7	50.3	51.2	52.9	55.2	55.1
6/24/1998	48.7	49.6	50.1	51.2	52.6	54.9	55.2
6/25/1998	48.7	49.5	50.1	51.3	52.4	54.5	54.5
6/26/1998	48.6	49.7	50.4	51.4	52.5	54.3	54.5
6/27/1998	48.7	49.9	50.6	51.3	53.1	55.1	55.1
6/28/1998	48.8	49.8	50.6	51.5	53.1	55.3	55.3
6/29/1998	48.9	49.8		51.6			
6/30/1998	49	49.9		51.9			
7/1/1998	49.1	49.9		52.2	53.9		
7/2/1998	49.2	50.0		52.6	52.6		
7/3/1998	49.1	50.1	51.7	52.5	55.2	57.7	57.2
7/4/1998	48.9	50.5	51.3	52.4	53.9	56.2	56.3
7/5/1998	48.8	50.6	51.5	52.4	54.0	56.4	56.4
7/6/1998	48.7	50.3	51.2	52.4	53.8	56.1	56.2
7/7/1998	48.7	50.2	51.1	52.4	53.5	55.8	55.9
7/8/1998	48.6	50.2	51.0	52.3	53.5	55.7	55.7
7/9/1998	48.6	50.2	51.1	52.3	53.4	55.5	55.6
7/10/1998	48.6	50.3	51.1	52.4	53.4	55.4	55.4
7/11/1998	48.7	50.3	51.1	52.4	53.4	55.5	55.5
7/12/1998	48.7	50.3	51.2	52.5	53.4	55.5	55.5
7/13/1998	48.7	50.3	51.2	52.5	53.6	55.7	55.8
7/14/1998	48.9	50.5	51.3	52.6	53.6	55.7	55.9
7/15/1998	48.8	50.6	51.5	52.6	53.7	55.8	55.8
7/16/1998	48.8	50.4	51.4	52.6	53.7	55.9	55.8
7/17/1998	49	50.4	51.2	52.7	53.5	55.6	55.7
7/18/1998	49	50.4	51.3	52.7	53.6	55.8	55.8
7/19/1998	48.8	50.6	51.5	52.6	53.7	55.8	55.8
7/20/1998	49.1	50.7	51.6	52.6	53.9	56.0	56.0
7/21/1998	49.1	50.6	51.6	52.6	53.8	55.9	55.8
7/22/1998	49.2	50.5	51.2	52.7	53.1	55.0	55.4
7/23/1998	49.2	50.4	51.3	52.6	53.5	55.3	55.4
7/24/1998	49.2	50.8	51.6	52.7	53.7	55.5	55.6
7/25/1998	49.4	50.7	51.5	52.7	53.8	55.9	56.2
7/26/1998	49.3	50.8	51.5	52.9	53.6	55.5	55.9
7/27/1998	49.6	50.9	51.7	52.9	53.8	55.7	56.0
7/28/1998	49.7	50.9	51.7	52.9	53.8	55.7	56.1
7/29/1998	49.8	50.9	51.7	53.0	53.7	55.5	55.7
7/30/1998	49.6	50.8	51.6	53.0	53.6	55.3	55.6
7/31/1998	49.6	50.9	51.7	53.0	53.6	55.0	55.5
8/1/1998	49.7	51.0	51.8	53.0	53.7	54.9	55.5
8/2/1998	49.8	51.1	51.8	53.1	53.7	55.0	55.6
8/3/1998	49.8	51.2	52.0	53.2	53.9	55.1	55.8
8/4/1998	49.9	51.3	52.0	53.2	53.9	55.3	55.9
8/5/1998	49.9	51.3	52.0	53.3	53.9	55.2	55.9

8/6/1998	50.1	51.3	52.1	53.3	54.1	55.4	56.0
8/7/1998	50	51.2	52.0	53.3	53.9	55.2	55.8
8/8/1998	50	51.4	52.1	53.2	54.0	55.2	55.8
8/9/1998	50.1	51.2	51.9	53.2	53.7	54.8	55.4
8/10/1998	50	51.2	51.9	53.2	53.7	54.7	55.1
8/11/1998	50.1	51.3	52.0	53.2	53.7	54.6	55.1
8/12/1998	50	51.4	52.1	53.2	54.0	55.0	55.4
8/13/1998	49.9	51.5	52.2	53.3	54.1	55.3	55.8
8/14/1998	50	51.5	52.3	53.3	54.3	55.5	56.1
8/15/1998	50.2	51.6	52.4	53.4	54.3	55.5	56.1
8/16/1998	50	51.6	52.3	53.4	54.1	55.3	55.9
8/17/1998	50.5	51.6	52.2	53.3	54.0	55.0	55.6
8/18/1998	49.9	51.6	52.2	53.3	53.8	54.8	55.4
8/19/1998	49.8	51.2	51.9	53.2	53.7	54.6	55.2
8/20/1998	50	51.0	51.6	53.3	53.3	54.1	54.7
8/21/1998	50.3	51.3	51.8	53.3	53.2	54.0	54.4
8/22/1998	50.3	51.5	52.1	53.4	53.6	54.4	54.8
8/23/1998	50.8	51.6	52.2	53.4	53.8	54.6	54.2
8/24/1998	50.5	51.7	52.3	53.6	53.8	54.6	55.2
8/25/1998	50.3	51.7	52.4	53.7	54.0	54.8	55.2
8/26/1998	50.5	51.6	52.2	53.8	53.7	54.6	55.2
8/27/1998	50.8	51.8	52.4	53.9	53.8	54.6	54.7
8/28/1998	51.1	51.8	52.4	53.9	53.9	54.7	55.6
8/29/1998	51	52.1	52.7	53.9	54.1	54.9	55.4
8/30/1998	50.5	52.1	52.7	53.9	54.3	55.2	55.7
8/31/1998	50.1	51.6	52.4	53.9	54.1	55.1	55.6
9/1/1998	50.4	51.6	52.3	53.9	53.9	54.9	55.4
9/2/1998	50.4	51.8	52.5	53.8	54.1	55.0	55.5
9/3/1998	50.7	52.0	52.7	53.7	54.3	55.2	55.8
9/4/1998	50.6	52.0	52.8	53.7	54.6	55.6	56.1
9/5/1998	50.8	51.9	52.5	53.7	54.0	54.9	55.6
9/6/1998	50.9	51.8	52.5	53.8	54.1	54.9	55.3
9/7/1998	51	51.8	52.3	53.8	53.9	54.8	55.6
9/8/1998	50.8	52.0	52.8	53.9	54.5	55.5	55.9
9/9/1998	50.6	52.2	52.9	54.1	54.6	55.7	55.9
9/10/1998	50.8	51.9	52.6	54.2	54.1	55.0	56.0
9/11/1998	50.8	52.2	52.9	54.4	54.6	55.4	55.9
9/12/1998	50.7	52.3	53.0	54.5	54.8	55.7	56.4
9/13/1998	50.8	52.2	53.0	54.5	54.8	55.7	56.4
9/14/1998	50.8	52.2	52.9	54.6	54.7	55.6	56.2
9/15/1998	51	52.3	53.0	54.5	54.7	55.7	56.3
9/16/1998	50.8	52.3	53.1	54.4	54.8	55.8	56.4
9/17/1998	51.1	52.3	53.0	54.4	54.7	55.5	56.2
9/18/1998	51.2	52.4	52.9	54.4	54.5	55.3	56.0
9/19/1998	51.2	52.3	53.0	54.4	54.6	55.3	55.9
9/20/1998	51.3	52.3	53.0	54.5	54.7	55.5	56.0
9/21/1998	51.2	52.4	53.0	54.5	54.5	55.2	55.8

9/22/1998	51.5	52.4	53.0	54.5	54.5	55.2	55.7
9/23/1998	51.6	52.6	53.2	54.6	54.7	55.5	55.9
9/24/1998	52	52.6	53.3	54.4	54.9	55.7	56.2
9/25/1998	51.8	52.8	53.3	54.4	54.9	55.7	56.3
9/26/1998	52	52.6	53.3	54.5	54.9	55.7	56.2
9/27/1998	51.5	52.6	52.7	54.6	53.8	54.3	54.8
9/28/1998	52.3	52.5	53.1	54.6	54.4	54.7	54.9
9/29/1998	51.9	53.1	53.7	54.7	55.2	55.8	56.2
9/30/1998	51.8	53.1	53.8	54.8	55.6	56.5	56.8
10/1/1998	52.2	53.1	53.7	55.1	55.5	56.8	56.9
10/2/1998	52.3	53.2	53.8	55.2	55.4	56.3	56.6
10/3/1998	52.3	53.4	53.8	55.1	55.2	55.7	56.2
10/4/1998	52.4	53.2	53.6	55.2	54.8	55.1	55.6
10/5/1998	52.6	53.2	53.7	55.3	54.9	56.4	55.7
10/6/1998	52.5	53.3	53.6	55.3	54.7	55.0	55.6
10/7/1998	52.7	53.4	53.8	55.3	54.9	55.2	55.6
10/8/1998	53	53.5	54.1	55.3	55.4	55.8	56.3
10/9/1998	53.3	53.5	54.0	55.2	55.2	55.5	55.9
10/10/1998	53.3	53.6	53.9	55.3	54.7	54.9	55.3
10/11/1998	53.3	53.4	53.6	55.4	54.5	54.7	55.0
10/12/1998	53.4	53.4	53.5	55.3	54.3	54.5	54.8
10/13/1998	53.4	53.6	54.2	55.3	55.5	55.7	56.0
10/14/1998	53.6	53.7	54.0	55.3	55.1	55.4	55.8
10/15/1998	53.5	53.7	53.9	55.4	54.8	54.9	55.3
10/16/1998	53.6	53.5	53.7	55.6	54.4	54.4	54.6
10/17/1998	53.5	53.5	53.8	55.7	54.5	55.0	54.6
10/18/1998	53.7	53.7	53.9	55.8	54.7	54.7	54.9
10/19/1998	54	53.8	54.3	55.8	55.3	55.3	55.6
10/20/1998	53.9	53.9	54.3	55.8	55.3	55.5	55.8
10/21/1998	53.8	54.1	54.4	55.7	55.2	55.3	55.6
10/22/1998	53.9	54.0	54.3	55.7	55.3	55.4	55.7
10/23/1998	53.8	53.9	54.1	55.6	54.9	55.0	55.3
10/24/1998	53.7	53.9	53.9	55.6	54.7	54.7	55.1
10/25/1998	54	53.8	54.2	55.6	55.3	55.4	55.6
10/26/1998	54	53.9	54.2	55.5	55.2	55.5	55.6
10/27/1998	54	54.0	54.3	55.5	55.1	55.4	55.6
10/28/1998	54.1	54.1	54.5	55.4	55.6	55.9	56.0
10/29/1998	54.1	54.1	54.1	55.3	54.8	54.9	55.2
10/30/1998	53.8	54.0	54.0	55.2	54.3	54.4	54.3
10/31/1998	54.1	53.6	53.4	55.1		53.5	53.5
5/1/1999	50.9	51.8	52.8	53.2	54.9	56.2	56.4
5/2/1999	50	51.3	51.8	53.4	53.2	54.3	54.9
5/3/1999	49.8	50.4	51.3	53.5	52.9	53.6	53.7
5/4/1999	50.5	50.3	51.1	53.4	52.6	53.5	53.7
5/5/1999	50.4	50.7	51.5	53.1	53.2	54.3	54.5
5/6/1999	50.1	51.6	52.4	53.3	54.2	55.5	55.8
5/7/1999	50	50.8	51.7	53.5	53.6	55.0	55.4

5/8/1999	51	50.6	51.2	53.4	52.8	53.9	54.3
5/9/1999	51.2	51.2	51.6	53.3	52.8	53.6	53.8
5/10/1999	49.4	51.5	52.1	53.1	53.5	54.4	54.6
5/11/1999	49	50.4	51.6	53.2	53.5	54.9	55.3
5/12/1999	49.7	49.9	50.8	53.5	52.9	54.5	54.9
5/13/1999	51.2	50.5	51.0	53.6	52.5	53.8	54.2
5/14/1999	51	51.6	52.1	53.6	53.4	54.3	54.6
5/15/1999	50.7	51.5	52.3	53.7	53.7	54.6	54.8
5/16/1999	49.2	51.6	52.4	53.8	54.0	55.1	55.3
5/17/1999	48.8	50.5	51.9	53.8	54.3	55.7	56.1
5/18/1999	47.8	50.2	51.5	53.6	54.0	55.8	56.3
5/19/1999	47.7	50.0	51.3	53.2	54.0	56.0	56.4
5/20/1999	46.8	49.7	51.1	52.8	54.0	55.9	56.4
5/21/1999	46.8	49.0	50.6	52.5	53.5	55.4	55.9
5/22/1999	46.8	48.3	49.7	52.2	52.7	54.8	55.4
5/23/1999	46.6	48.3	49.7	52.0	52.5	54.7	55.1
5/24/1999	46.7	48.4	49.7	51.9	52.8	55.2	55.6
5/25/1999	46.8	48.4	49.8	51.8	53.0	55.6	56.1
5/26/1999	46.9	48.7	49.9	51.7	53.1	55.8	56.3
5/27/1999	46.8	48.9	50.2	51.6	53.3	55.9	56.4
5/28/1999	46.9	48.7	49.9	51.7	52.9	55.5	56.0
5/29/1999	46.9	48.6	49.4	51.7	51.8	54.2	54.8
5/30/1999	47	48.5	49.6	51.5	52.2	54.1	54.5
5/31/1999	46.9	48.8	50.0	51.1	52.7	54.7	55.1
6/1/1999	47.1	48.7	49.6	51.1	52.0	54.0	54.6
6/2/1999	47.5	48.7	49.3	51.4	51.0	52.5	52.9
6/3/1999	48.2	49.0	49.2	51.8	50.4	51.4	51.7
6/4/1999	48.5	49.5	50.4	51.9	51.9	52.9	52.8
6/5/1999	48.2	50.4	51.1	52.2	53.1	54.7	54.9
6/6/1999	48.5	50.8	52.1	52.5	54.3	55.8	56.1
6/7/1999	48.3	50.2	51.1	53.0	53.2	54.8	55.3
6/8/1999	48.3	50.5	51.7	53.1	53.6	54.8	55.1
6/9/1999	48.3	49.8	50.8	53.2	52.9	54.5	55.0
6/10/1999	48.2	49.8	51.0	53.0	53.3	54.7	55.0
6/11/1999	48.1	49.9	51.1	53.0	53.5	55.2	55.6
6/12/1999	47.7	50.1	51.2	52.8	53.6	55.4	55.9
6/13/1999	47.3	49.8	51.1	52.8	53.7	55.6	56.1
6/14/1999	47.2	49.6	51.0	52.7	53.6	55.5	56.1
6/15/1999	47.2	49.2	50.4	52.5	53.2	55.2	55.8
6/16/1999	47.3	49.2	50.4	52.4	53.0	54.9	55.4
6/17/1999	47.3	49.3	50.4	52.2	52.9	54.8	55.3
6/18/1999	47.4	49.1	50.1	52.1	52.4	54.2	54.7
6/19/1999	47.5	49.4	50.6	52.2	52.8	54.4	54.7
6/20/1999	47.5	49.4	50.3	52.3	52.5	54.3	54.8
6/21/1999	47.7	49.3	50.6	52.3	53.1	54.8	55.2
6/22/1999	48.3	49.8	51.1	52.6	53.7	55.5	56.0
6/23/1999	48.3	49.9	51.1	52.7	53.6	55.5	56.1

6/24/1999	49.6	49.9	51.1	52.8	53.5	55.3	55.8
6/25/1999	49.4	50.7	51.5	52.8	53.2	54.6	55.0
6/26/1999	48.4	50.7	51.8	52.7	53.8	55.3	55.6
6/27/1999	48.5	50.0	51.2	52.7	53.4	54.9	55.5
6/28/1999	48	49.9	50.9	52.8	53.0	54.5	55.0
6/29/1999	48.6	49.9	51.0	52.7	53.2	54.7	55.2
6/30/1999	48.6	50.3	51.4	52.7	53.4	55.0	55.0
7/1/1999	48.7	50.4	51.6	52.9	53.6	55.2	55.7
7/2/1999	49.7	50.6	51.6	53.1	53.6	55.0	55.5
7/3/1999	50	50.8	51.6	53.2	53.4	54.7	55.2
7/4/1999	49.5	50.9	51.8	53.1	53.4	54.5	54.8
7/5/1999	48.8	51.0	52.0	53.1	53.7	54.9	55.3
7/6/1999	48.8	50.5	51.7	53.1	53.8	55.2	55.6
7/7/1999	49	50.5	51.5	53.0	53.3	54.7	55.2
7/8/1999	48.5	50.6	51.6	52.9	53.5	54.8	55.1
7/9/1999	48.7	50.3	51.5	52.8	53.4	54.8	55.3
7/10/1999	48.7	50.4	51.4	52.8	53.3	54.7	55.2
7/11/1999	49.2	50.6	51.6	52.9	53.7	55.2	55.7
7/12/1999	49.6	50.6	51.7	53.0	53.7	55.2	55.8
7/13/1999	49.6	50.5	51.6	53.1	53.6	55.2	55.7
7/14/1999	49.3	50.9	51.9	53.2	53.8	55.2	55.7
7/15/1999	49.6	51.1	52.2	53.3	54.1	55.4	55.9
7/16/1999	49.5	51.1	52.1	53.5	54.0	55.3	55.8
7/17/1999	49.8	51.1	52.0	53.7	53.8	55.1	55.6
7/18/1999	49.7	51.3	52.2	53.7	53.8	55.0	55.4
7/19/1999	49.8	51.1	52.1	53.8	53.9	55.1	55.4
7/20/1999	50	51.3	52.1	53.8	53.6	54.7	55.2
7/21/1999	49.9	51.5	52.3	53.9	53.9	55.0	55.3
7/22/1999	49.8	51.5	52.4	53.9	54.1	55.1	55.6
7/23/1999	50.2	51.5	52.5	53.9	54.1	55.2	55.7
7/24/1999	50	51.6	52.6	53.9	54.2	55.3	55.7
7/25/1999	49.9	51.4	52.3	53.9	54.1	55.3	55.7
7/26/1999	49.9	51.5	52.6	53.8	54.4	55.6	56.1
7/27/1999	49.8	51.4	52.3	53.8	54.0	55.1	55.6
7/28/1999	49.7	51.2	52.2	53.7	54.1	55.2	55.7
7/29/1999	49.8	51.3	52.2	53.7	53.8	54.9	55.1
7/30/1999	49.8	51.3	52.2	53.8	53.8	54.8	55.3
7/31/1999	49.9	51.3	52.3	53.8	54.0	55.1	55.5
8/1/1999	49.9	51.5	52.5	53.9	54.2	55.2	55.3
8/2/1999	50	51.7	52.6	53.9	54.3	55.4	55.9
8/3/1999	49.8	51.6	52.6	53.7	54.5	55.6	56.1
8/4/1999	49.8	51.5	52.6	53.6	54.4	55.6	55.8
8/5/1999	49.5	51.6	52.5	53.6	54.1	55.2	55.6
8/6/1999	49.1	51.2	52.0	53.6	53.4	54.3	54.7
8/7/1999	49.2	50.8	51.6	53.4	53.4	54.5	54.9
8/8/1999	49.3	51.1	52.1	53.3	53.8	54.8	55.2
8/9/1999	49.2	51.3	52.3	53.5	54.1	55.3	55.8

8/10/1999	49	51.4	52.3	53.8	53.9	55.0	55.5
8/11/1999	49.6	51.1	52.3	54.1	54.5	55.8	56.3
8/12/1999	49.3	51.5	52.7	54.0	54.7	55.8	56.3
8/13/1999	48.8	51.5	52.7	54.0	54.8	56.1	56.7
8/14/1999	48.3	51.0	52.5	54.0	54.6	55.9	56.4
8/15/1999	47.5	50.5	51.7	54.0	53.8	55.2	55.8
8/16/1999	47	49.9	51.5	53.8	53.8	55.1	55.5
8/17/1999	47.7	49.8	51.0	53.6	53.0	54.4	55.1
8/18/1999	47.9	50.1	51.3	53.5	53.4	54.7	55.2
8/19/1999	48	50.0	51.4	53.5	53.4	54.7	55.3
8/20/1999	48.1	49.9	51.2	53.2	53.2	54.6	55.1
8/21/1999	48.2	50.3	51.6	53.2	53.7	54.9	55.5
8/22/1999	48.3	50.0	51.5	53.2	53.9	55.3	56.0
8/23/1999	48.3	50.1	51.0	53.0	53.1	54.9	55.8
8/24/1999	48.5	49.8	51.0	52.8	52.9	54.1	54.6
8/25/1999	48.5	50.2	51.3	52.7	53.1	54.5	55.0
8/26/1999	48.1	50.2	51.2	52.7	52.9	54.2	54.9
8/27/1999	48.4	50.0	50.9	52.9	52.6	53.8	54.3
8/28/1999	48.6	50.1	51.3	52.8	53.2	54.3	54.7
8/29/1999	48.8	50.3	51.6	52.7	53.6	54.9	55.5
8/30/1999	49	50.4	51.5	52.8	53.5	54.8	55.5
8/31/1999	48.7	50.2	51.1	53.1	52.8	53.9	54.5
9/1/1999	48.7	50.2	51.1	53.2	52.4	53.4	53.8
9/2/1999	48.6	50.7	51.5	53.2	52.8	53.7	54.1
9/3/1999	48.5	50.9	51.8	53.4	53.3	54.4	54.8
9/4/1999	48.3	51.1	52.1	53.7	53.6	54.6	55.1
9/5/1999	48.8	51.1	52.1	53.9	53.7	54.8	55.3
9/6/1999	49	51.1	52.2	53.8	53.8	54.9	55.4
9/7/1999	48.2	51.0	52.5	53.8	54.2	55.3	55.7
9/8/1999	48.5	50.9	52.0	53.9	53.8	55.0	55.6
9/9/1999	48.2	50.7	51.7	53.9	53.5	54.8	55.4
9/10/1999	48.1	50.6	51.8	53.9	53.5	54.7	55.2
9/11/1999	48.4	51.0	52.3	53.8	54.1	55.3	55.8
9/12/1999	48.3	50.9	52.0	53.7	54.0	55.2	55.9
9/13/1999	47.8	50.6	52.0	53.9	53.9	55.0	55.5
9/14/1999	47.7	50.4	51.7	53.9	53.6	54.9	55.5
9/15/1999	47.8	50.2	51.5	53.8	53.4	54.7	55.3
9/16/1999	48.3	50.2	51.4	53.9	53.2	54.4	55.1
9/17/1999	48.6	50.5	51.7	54.0	53.3	54.4	55.0
9/18/1999	48.5	50.8	52.1	54.1	53.6	54.7	55.2
9/19/1999	48.3	50.8	52.3	54.3	54.3	55.5	56.0
9/20/1999	48.2	50.9	52.4	54.5	54.2	55.4	56.0
9/21/1999	48.2	50.7	52.2	54.6	54.2	55.5	56.2
9/22/1999	48.2	50.6	52.2	54.6	53.9	55.2	55.8
9/23/1999	47.9	50.8	52.3	54.6	54.3	55.7	56.4
9/24/1999	47.8	50.8	52.2	54.4	54.2	55.6	56.2
9/25/1999	48.1	50.2	51.8	54.3	54.0	55.3	55.9

9/26/1999	47.6	50.3	51.8	54.0	53.5	54.7	55.3
9/27/1999	48	50.0	51.3	53.7	53.1	54.1	54.6
9/28/1999	47.3	50.2	51.2	53.5	52.7	53.4	53.6
9/29/1999	47.8	50.0	51.1	53.3	52.9	53.8	54.3
9/30/1999	48.1	49.7	50.8	53.2	52.3	53.3	53.8
10/1/1999	48.3	50.3	51.1	53.2	52.4	53.3	53.6
10/2/1999	48.6	50.3	51.4	53.1	52.9	53.8	54.1
10/3/1999	49.4	50.2	51.3	53.2	52.9	53.9	54.4
10/4/1999	49.1	50.6	51.7	53.5	53.2	54.1	54.4
10/5/1999	49.1	50.6	51.3	53.7	52.8	53.8	54.3
10/6/1999	49.1	50.7	51.7	53.8	53.4	54.2	54.6
10/7/1999	49.3	51.1	52.2	54.0	53.5	54.3	54.6
10/8/1999	49.2	50.5	52.0	54.1	53.9	54.9	55.3
10/9/1999	49.5	50.7	51.8	54.4	53.5	54.5	55.0
10/10/1999	49.3	50.9	52.0	54.5	53.7	54.6	55.0
10/11/1999	49.4	51.2	52.2	54.5	53.8	54.8	55.2
10/12/1999	49.5	51.2	52.3	54.4	53.8	54.8	55.1
10/13/1999	49.5	51.1	52.1	54.3	53.5	54.4	54.8
10/14/1999	49.7	51.3	52.3	54.1	53.7	54.5	54.9
10/15/1999	49.6	51.2	51.9	54.0	53.1	53.9	54.3
10/16/1999	50	51.1	51.7	53.8	52.1	52.7	53.0
10/17/1999	49.9	50.8	51.4	53.8	52.1	52.4	52.6
10/18/1999	49.8	50.9	51.5	53.7	52.1	52.4	52.5
10/19/1999	50.5	50.9	51.5	53.7	52.4	52.8	52.9
10/20/1999	50.3	51.4	51.9	53.8	52.5	53.0	53.1
10/21/1999	50.4	51.4	51.9	53.9	52.7	53.2	53.3
10/22/1999	50.5	51.6	52.0	54.0	52.6	53.0	53.1
10/23/1999	50.7	51.5	52.2	53.9	52.9	53.3	53.4
10/24/1999	50.9	51.6	52.1	53.7	52.8	53.2	53.3
10/25/1999	50.9	51.7	52.1	53.7	52.8	53.2	53.3
10/26/1999	50.9	51.6	51.7	53.7	52.3	52.8	53.0
10/27/1999	51.2	51.8	52.2	53.7	52.5	52.8	52.9
10/28/1999	51.1	51.6	52.3	53.8	53.6	53.9	54.0
10/29/1999	51.6	51.6	52.1	53.8	52.6	52.9	53.1
10/30/1999	51	51.9	52.2	54.0	52.8	53.1	53.2
10/31/1999	51.6	52.2	52.7	54.2	53.2	53.5	53.6
5/1/2000	48.9	50.3	51.0	52.6	53.0	54.7	55.1
5/2/2000	50	50.1	51.0	52.6	53.0	54.5	54.8
5/3/2000	50.1	50.7	51.4	52.5	53.3	54.9	55.2
5/4/2000	49.3	50.8	51.4	52.2	53.2	54.7	55.2
5/5/2000	49.6	50.3	50.9	52.2	52.8	54.2	54.5
5/6/2000	49.4	50.4	50.7	52.2	52.0	53.2	53.6
5/7/2000	49.3	50.1	50.4	52.1	51.3	52.0	52.2
5/8/2000	49.3	50.2	51.0	52.1	52.6	53.4	53.5
5/9/2000	49.2	50.4	51.3	52.1	53.5	54.9	55.2
5/10/2000	49.3	50.6	51.2	52.2	52.9	54.1	54.5
5/11/2000	49.3	50.1	51.1	52.2	53.0	54.1	54.3

5/12/2000	49.1	50.4	51.0	52.0	52.4	53.5	53.9
5/13/2000	49.3	50.3	51.0	51.9	52.5	53.5	53.9
5/14/2000	49.4	50.1	50.5	52.3	51.9	53.0	53.4
5/15/2000	51.4	50.2	50.5	52.6	51.7	52.5	52.7
5/16/2000	50.3	51.0	51.1	52.8	52.1	52.8	53.0
5/17/2000	48.8	51.7	52.8	52.9	54.6	55.4	55.3
5/18/2000	48.5	51.3	52.8	53.1	55.7	57.4	57.9
5/19/2000	48.2	50.4	51.8	53.3	54.8	56.9	57.7
5/20/2000	48.2	49.8	50.9	53.4	53.5	55.4	56.1
5/21/2000	48.2	49.8	50.8	52.9	53.2	55.2	55.7
5/22/2000	48.3	49.8	50.8	52.6	53.1	55.2	55.7
5/23/2000	48.4	49.9	51.0	52.5	53.6	55.7	56.2
5/24/2000	48.5	49.9	50.9	52.6	53.2	55.4	56.0
5/25/2000	48.3	50.1	51.2	52.5	53.3	55.4	55.8
5/26/2000	48.3	50.1	51.2	52.6	53.6	55.7	56.2
5/27/2000	48.3	50.1	51.2	52.5	53.8	55.8	56.2
5/28/2000	48.3	49.9	50.6	52.6	52.5	54.4	55.0
5/29/2000	48.3	49.8	50.8	52.6	52.8	54.4	54.6
5/30/2000	48.5	50.2	51.0	52.7	52.9	54.5	54.9
5/31/2000	48.5	50.1	51.0	52.7	52.8	54.1	54.5
6/1/2000	48.5	50.2	51.2	52.9	53.2	54.6	55.0
6/2/2000	48.4	50.3	51.4	53.0	53.5	55.2	55.6
6/3/2000	48.1	50.2	51.4	53.0	53.5	55.2	55.7
6/4/2000	48	50.1	51.2	53.1	53.4	55.1	55.6
6/5/2000	48	50.1	51.3	53.0	53.6	55.3	55.8
6/6/2000	48.2	49.9	51.2	52.9	53.5	55.3	55.9
6/7/2000	48.6	50.3	51.2	52.9	53.3	55.1	55.6
6/8/2000	48.7	50.5	51.4	52.9	53.4	54.8	55.2
6/9/2000	48.4	50.4	51.1	52.7	53.2	54.7	55.2
6/10/2000	48	50.7	51.8	52.7	53.8	55.2	55.5
6/11/2000	48	50.2	51.3	52.7	53.5	55.0	55.6
6/12/2000	48.4	50.0	51.0	52.7	53.0	54.6	55.2
6/13/2000	48.4	50.1	51.1	52.7	53.3	54.8	55.2
6/14/2000	48.3	50.3	51.5	52.6	53.7	55.3	55.8
6/15/2000	48.5	50.1	51.4	52.7	53.8	55.5	56.2
6/16/2000	48.8	50.0	51.2	52.9	53.4	55.0	55.5
6/17/2000	48.5	50.3	51.4	52.9	53.3	54.7	55.1
6/18/2000	48.5	50.3	51.3	52.8	53.4	54.9	55.4
6/19/2000	48.3	50.5	51.5	52.8	53.6	55.2	55.7
6/20/2000	48.5	50.4	51.4	52.9	53.4	54.9	55.5
6/21/2000	48.6	50.2	51.3	52.9	53.2	54.7	55.3
6/22/2000	48.6	50.4	51.5	52.9	53.5	55.0	55.5
6/23/2000	48.3	50.5	51.5	52.8	53.6	55.0	55.6
6/24/2000	48.6	50.3	51.3	52.8	53.2	54.7	55.3
6/25/2000	48.6	50.4	51.4	52.8	53.4	54.8	55.4
6/26/2000	48.6	50.4	51.4	52.9	53.5	55.0	55.6
6/27/2000	48.4	50.5	51.5	52.9	53.5	55.1	55.7

6/28/2000	49.1	50.5	51.5	53.0	53.5	55.0	55.6
6/29/2000	49.3	51.0	52.0	53.2	53.8	55.2	55.8
6/30/2000	49.5	51.1	52.2	53.4	54.1	55.5	56.1
7/1/2000	50.3	51.3	52.2	53.5	53.8	55.1	55.6
7/2/2000	50.2	51.6	52.5	53.6	54.2	55.3	55.8
7/3/2000	50.4	51.7	52.6	53.7	54.2	55.2	55.6
7/4/2000	50.9	51.9	52.5	53.7	53.8	54.8	55.0
7/5/2000	51	51.9	52.5	53.8	53.9	54.9	56.2
7/6/2000	51	52.2	52.7	53.9	54.1	55.0	55.4
7/7/2000	51	52.2	52.8	54.0	54.0	54.9	55.3
7/8/2000	51.3	52.2	52.9	54.0	54.3	55.3	55.6
7/9/2000	50.9	52.6	53.3	54.0	54.8	55.7	56.2
7/10/2000	50.4	52.2	53.2	54.1	54.8	55.9	56.6
7/11/2000	50.4	51.8	52.7	54.1	54.4	55.5	56.1
7/12/2000	50.3	51.8	52.7	54.1	54.2	55.3	55.8
7/13/2000	50.3	51.8	52.7	54.0	54.3	55.4	55.9
7/14/2000	50.9	51.7	52.6	54.0	54.2	55.2	55.7
7/15/2000	51	52.1	52.8	54.1	54.3	55.3	55.7
7/16/2000	51.1	52.2	53.0	54.3	54.5	55.5	56.0
7/17/2000	51.1	52.3	53.2	54.4	54.6	55.6	56.1
7/18/2000	51.3	52.4	53.2	54.5	54.7	55.7	56.1
7/19/2000	51.3	52.5	53.4	54.3	54.8	55.8	56.3
7/20/2000	50.7	52.5	53.4	54.2	54.9	56.0	56.5
7/21/2000	49.6	52.1	53.1	54.0	54.9	56.1	56.6
7/22/2000	49.5	51.4	52.0	54.0	53.8	55.0	55.6
7/23/2000	49.4	51.0	51.8	54.1	53.4	54.4	54.9
7/24/2000	50.6	51.1	51.8	54.0	53.3	54.3	54.8
7/25/2000	51.7	52.2	52.8	53.9	53.8	54.8	55.2
7/26/2000	50.8	52.8	53.7	54.0	55.0	56.0	56.5
7/27/2000	49.7	52.2	53.1	54.0	54.6	55.7	56.3
7/28/2000	49.6	51.4	52.4	54.2	53.9	55.1	55.6
7/29/2000	49.8	51.4	52.3	54.3	53.6	54.7	55.1
7/30/2000	50.5	51.4	52.2	54.1	53.6	54.7	55.2
7/31/2000	51	52.1	52.8	54.1	54.0	54.9	55.3
8/1/2000	50.1	52.4	53.4	54.3	54.8	55.9	56.4
8/2/2000	49.9	51.8	52.9	54.5	54.5	55.7	56.3
8/3/2000	51.1	51.8	52.6	54.6	54.1	55.3	55.8
8/4/2000	51.3	52.6	53.2	54.5	54.4	55.4	55.7
8/5/2000	50.5	52.6	53.4	54.5	54.9	56.0	56.5
8/6/2000	50.3	51.9	52.9	54.8	54.6	55.8	56.4
8/7/2000	50.7	51.7	52.6	54.9	54.1	55.3	55.8
8/8/2000	50.2	52.6	53.3	54.8	54.6	55.7	56.1
8/9/2000	49.8	52.6	53.8	54.7	55.4	56.6	56.9
8/10/2000	49.3	51.9	52.9	54.7	54.6	55.9	56.5
8/11/2000	48.9	51.6	52.7	54.7	54.3	55.5	55.9
8/12/2000	49.1	51.3	52.4	54.6	53.9	55.2	55.7
8/13/2000	49.2	51.5	52.5	54.5	54.0	55.2	55.7

8/14/2000	49.1	51.4	52.6	54.5	54.1	55.2	55.7
8/15/2000	49.3	51.6	52.7	54.6	54.1	55.3	55.7
8/16/2000	49.2	51.8	52.9	54.7	54.4	55.6	56.0
8/17/2000	49.1	51.8	53.1	54.7	54.7	55.9	56.4
8/18/2000	49.1	51.7	52.9	54.8	54.5	55.7	56.2
8/19/2000	49.3	51.6	53.0	54.8	54.6	55.9	56.4
8/20/2000	49.3	51.4	52.7	54.8	54.4	55.7	56.3
8/21/2000	49.4	51.4	52.6	54.8	54.2	55.5	56.0
8/22/2000	49.4	51.6	52.7	54.8	54.2	55.5	56.0
8/23/2000	49.3	51.6	52.8	54.9	54.6	55.7	56.2
8/24/2000	49.4	51.9	53.1	54.9	54.7	55.9	56.4
8/25/2000	49.2	52.1	53.2	55.0	54.8	55.9	56.4
8/26/2000	49.6	52.1	53.3	54.8	55.0	56.2	56.7
8/27/2000	49.4	51.9	53.1	54.8	54.8	56.0	56.6
8/28/2000	49.7	51.8	52.8	54.6	54.4	55.6	56.2
8/29/2000	49.6	51.7	52.5	54.4	53.8	54.9	55.5
8/30/2000	50	51.6	52.7	54.3	54.2	55.1	55.4
8/31/2000	50.3	51.9	52.7	54.5	53.7	54.5	54.9
9/1/2000	51.2	52.0	52.8	54.7	54.1	55.0	55.3
9/2/2000	51.3	52.2	53.1	55.1	54.8	55.6	55.8
9/3/2000	51.3	52.6	53.8	55.5	55.3	56.2	56.6
9/4/2000	51.4	53.0	53.9	55.8	55.6	56.9	57.3
9/5/2000	50.8	53.0	54.2	56.1	55.6	56.5	56.9
9/6/2000	50.7	53.0	54.5	56.2	56.1	57.0	57.5
9/7/2000	50.3	52.3	53.9	56.2	56.0	57.2	57.8
9/8/2000	50.4	52.3	53.7	56.2	55.5	56.6	57.3
9/9/2000	50.3	52.0	53.6	56.0	55.6	56.8	57.4
9/10/2000	50.3	52.1	53.6	55.7	55.5	56.7	57.3
9/11/2000	50.5	52.1	53.7	55.5	55.6	56.8	57.5
9/12/2000	50.4	52.1	53.4	55.4	55.4	56.6	57.3
9/13/2000	50.3	52.1	53.3	55.5	55.1	56.3	57.0
9/14/2000	50.6	52.0	53.0	55.6	54.6	55.6	56.3
9/15/2000	50.5	51.9	53.3	55.6	55.2	56.3	56.8
9/16/2000	50.8	52.5	53.7	55.7	55.5	56.7	57.3
9/17/2000	50.6	52.5	54.1	55.8	56.4	57.6	58.2
9/18/2000	50.8	52.4	53.9	55.9	56.2	57.6	58.5
9/19/2000	51	52.5	54.1	55.7	56.1	57.3	58.0
9/20/2000	50.8	52.5	53.9	55.6	56.0	57.2	57.9
9/21/2000	50.8	52.4	53.6	55.4	55.4	56.5	57.2
9/22/2000	51	52.5	53.2	55.3	54.6	55.6	56.3
9/23/2000	51.1	52.2	53.1	55.3	54.3	54.9	55.2
9/24/2000	51.2	52.2	53.1	55.4	54.2	54.9	55.3
9/25/2000	51.2	52.2	53.2	55.5	54.5	55.2	55.6
9/26/2000	51.4	52.6	53.6	55.9	54.9	55.6	56.0
9/27/2000	51.2	53.1	54.1	56.2	55.4	56.3	56.8
9/28/2000	51.5	53.3	54.4	56.4	56.2	57.1	57.6
9/29/2000	51.3	53.4	54.7	56.6	56.5	57.3	57.9

9/30/2000	51.3	53.3	54.8	56.6	56.9	57.9	58.5
10/1/2000	51.7	53.0	54.3	56.6	56.5	57.6	58.3
10/2/2000	51.6	53.1	54.2	56.6	56.0	57.0	57.5
10/3/2000	51.6	53.0	54.0	56.5	55.7	56.7	57.2
10/4/2000	51.6	53.0	53.9	56.3	55.4	56.3	56.8
10/5/2000	51.7	53.0	54.0	56.3	55.4	56.2	56.5
10/6/2000	52.1	53.0	54.0	55.9	55.4	56.2	56.6
10/7/2000	52.2	53.0	54.1	55.8	55.6	56.4	56.8
10/8/2000	52.3	53.3	54.2	55.6	55.7	56.5	56.8
10/9/2000	52.5	53.3	53.6	55.5	54.6	55.5	56.5
10/10/2000	52.6	53.2	53.8	55.4	54.9	55.3	55.9
10/11/2000	52.7	53.3	53.6	55.5	54.8	55.3	55.4
10/12/2000	52.8	53.3	54.0	55.5	55.1	55.7	55.8
10/13/2000	52.8	53.5	54.2	55.8	55.2	55.7	56.0
10/14/2000	52.8	53.7	54.5	56.0	55.4	56.0	56.1
10/15/2000	52.9	53.7	54.4	56.2	55.4	55.9	56.1
10/16/2000	53.1	53.6	54.3	56.3	55.3	55.8	56.0
10/17/2000	53.1	53.7	54.3	56.2	55.2	55.7	55.9
10/18/2000	53.2	53.7	54.3	56.1	55.2	55.7	55.9
10/19/2000	53.4	53.8	54.5	56.0	55.4	55.8	55.9
10/20/2000	53.5	53.8	54.1	56.0	54.8	55.2	55.5
10/21/2000	53.7	53.9	54.2	55.9	54.6	54.8	54.7
10/22/2000	53.9	53.8	54.0	55.7	54.0	54.1	54.1
10/23/2000	53.9	53.8	54.1	55.5	54.4	54.4	54.2
10/24/2000	53.8	53.9	54.3	55.7	54.7	54.9	54.9
10/25/2000	53.9	54.1	54.2	55.4	54.7	55.0	55.1
10/26/2000	54.2	54.0	54.3	55.3	54.6	54.8	54.8
10/27/2000	54	54.1	54.2	55.2	54.5	54.6	54.5
10/28/2000	53.8	54.3	54.2	55.2	54.5	54.6	54.7
10/29/2000	54.4	54.2	54.3	55.3	54.4	54.3	54.3
10/30/2000	54.7	54.1	54.1	55.5	54.5	54.4	54.3
10/31/2000	54.5	54.3	54.3	55.6	54.3	54.1	54.0
5/1/2001	47.4	48.7	49.9	51.9	52.3	54.2	54.7
5/2/2001	47.4	48.4	49.6	52.0	51.5	52.9	53.3
5/3/2001	47.6	48.4	49.6	52.0	51.6	53.1	53.5
5/4/2001	47.4	48.6	49.8	52.0	52.0	53.6	54.1
5/5/2001	47	48.9	50.3	52.0	52.6	54.3	54.8
5/6/2001	46.8	48.7	50.0	52.1	52.5	54.3	54.9
5/7/2001	47.5	48.5	50.0	52.2	52.7	54.6	55.2
5/8/2001	47.5	48.8	50.1	52.2	52.7	54.7	55.3
5/9/2001	47.5	48.8	50.3	52.2	53.0	55.1	55.7
5/10/2001	47.5	48.9	50.2	52.3	52.9	55.1	55.7
5/11/2001	47.8	48.8	50.2	52.0	52.8	54.8	55.5
5/12/2001	47.8	49.1	50.3	51.7	52.7	54.7	55.4
5/13/2001	48	49.1	50.4	51.8	52.9	54.9	55.4
5/14/2001	48.2	48.9	49.6	51.9	51.3	53.2	53.9
5/15/2001	49.2	48.9	49.3	52.1	50.4	51.8	52.3

5/16/2001	49.4	49.7	50.6	52.2	52.3	53.5	53.6
5/17/2001	47.8	50.1	51.1	52.5	53.0	54.6	54.9
5/18/2001	49.9	50.1	51.3	53.0	53.5	55.2	55.6
5/19/2001	48.7	50.2	51.5	53.4	53.8	55.5	56.0
5/20/2001	48.8	50.4	51.8	53.3	54.1	55.8	56.2
5/21/2001	47.8	50.3	51.6	53.2	54.0	55.8	56.3
5/22/2001	47.8	49.6	51.0	53.0	53.5	55.5	56.1
5/23/2001	47.8	49.2	50.5	52.9	52.9	54.9	55.5
5/24/2001	48	49.2	50.5	52.7	52.8	54.8	55.3
5/25/2001	48.1	49.4	50.3	52.6	52.2	54.0	54.6
5/26/2001	49.2	49.6	50.8	52.6	52.8	54.4	54.8
5/27/2001	49.1	50.1	51.1	52.9	52.9	54.6	55.1
5/28/2001	48.8	50.3	51.2	53.1	52.9	54.4	54.8
5/29/2001	49	50.4	51.5	53.4	53.4	54.8	55.3
5/30/2001	49.2	50.4	51.9	53.4	54.1	55.6	56.0
5/31/2001	49.3	50.8	52.0	53.5	54.1	55.8	56.3
6/1/2001	48.9	50.6	51.7	53.6	53.7	55.4	56.0
6/2/2001	48.8	50.2	51.4	53.5	53.3	54.6	55.1
6/3/2001	49.5	50.3	51.2	53.2	52.8	54.0	54.4
6/4/2001	48.1	50.9	51.6	52.9	52.9	54.1	54.4
6/5/2001	48.2	49.9	51.3	52.7	53.5	55.0	55.5
6/6/2001	48.5	49.6	50.6	52.7	52.3	53.6	54.1
6/7/2001	48.5	49.7	50.6	52.9	52.3	53.6	54.2
6/8/2001	48.6	49.8	50.8	52.9	52.6	54.0	54.5
6/9/2001	50	50.7	51.4	53.1	52.7	53.9	54.4
6/10/2001	49.9	51.4	52.2	53.4	53.6	54.8	55.2
6/11/2001	50.3	51.7	52.2	53.7	53.3	54.2	54.6
6/12/2001	50.6	51.5	52.2	54.0	53.6	54.7	55.0
6/13/2001	51	51.7	52.4	54.1	53.8	54.8	55.1
6/14/2001	51	51.7	52.5	54.1	54.1	55.2	55.7
6/15/2001	50.9	52.0	52.8	54.1	54.3	55.3	55.7
6/16/2001	50.5	52.2	52.5	54.2	54.3	55.5	55.9
6/17/2001	50.7	52.4	52.6	54.4	54.3	55.3	55.7
6/18/2001	51.3	52.6	52.8	54.2	54.5	55.7	56.1
6/19/2001	51.5	52.7	53.3	53.9	54.7	55.7	55.9
6/20/2001	49.3	52.6	53.4	53.8	55.2	56.4	56.7
6/21/2001	49.3	50.8	51.7	53.5	53.8	55.3	56.0
6/22/2001	49.5	50.8	51.6	53.3	53.4	54.6	55.0
6/23/2001	49.5	50.9	51.7	52.7	53.6	54.8	55.3
6/24/2001	49.7	50.9	51.4	52.2	52.9	53.8	54.1
6/25/2001	49.5	50.9	51.2	52.6	52.4	53.3	53.6
6/26/2001	50.3	50.5	50.8	53.0	51.8	52.7	53.0
6/27/2001	51.8	51.6	51.4	53.2	52.1	52.7	52.9
6/28/2001	53	53.1	53.6	53.3	55.0	55.7	55.7
6/29/2001	50.3	53.5	54.1	53.6	55.8	56.8	57.0
6/30/2001	50.2	52.2	53.2	53.9	55.4	56.7	57.2
7/1/2001	50.5	51.5	52.2	54.0	54.1	55.3	55.8

7/2/2001	50.5	51.8	52.6	54.0	54.5	55.6	56.0
7/3/2001	50.6	52.0	52.6	53.8	54.0	55.0	55.3
7/4/2001	50.8	52.0	52.5	53.7	54.1	55.3	55.6
7/5/2001	50.9	52.3	53.0	53.9	54.6	55.8	56.1
7/6/2001	51	52.3	53.0	54.0	54.7	55.9	56.3
7/7/2001	51.3	52.5	53.2	54.3	54.4	55.4	55.8
7/8/2001	51.3	52.5	53.3	54.5	54.4	55.5	55.8
7/9/2001	51	52.8	53.6	54.5	54.9	56.2	56.5
7/10/2001	50.6	52.4	53.4	54.5	55.0	56.1	56.5
7/11/2001	50.8	52.6	53.5	54.6	55.0	56.2	56.5
7/12/2001	51.2	52.3	53.1	54.7	54.5	55.6	56.0
7/13/2001	51.2	52.4	53.2	54.7	54.5	55.5	55.8
7/14/2001	51.4	52.5	53.3	54.8	54.7	55.8	56.2
7/15/2001	51.7	52.6	53.4	54.7	54.7	55.8	56.1
7/16/2001	51.7	52.9	53.7	54.8	55.1	56.1	56.5
7/17/2001	51.1	53.0	53.8	54.8	55.1	56.1	56.4
7/18/2001	50.8	52.4	53.3	54.8	54.9	55.9	56.4
7/19/2001	50.9	52.3	53.1	54.9	54.6	55.6	56.0
7/20/2001	50.7	52.6	53.5	54.9	54.9	55.9	56.2
7/21/2001	51.3	52.7	53.4	54.5	54.8	55.7	56.2
7/22/2001	51.2	52.8	53.6	54.3	54.9	55.9	56.3
7/23/2001	49.5	52.8	53.7	54.2	55.2	56.1	56.5
7/24/2001	48.3	51.1	52.3	54.1	54.3	55.6	56.3
7/25/2001	50.4	50.4	51.4	54.0	53.1	54.3	54.9
7/26/2001	50.1	51.8	52.4	53.9	53.7	54.6	54.8
7/27/2001	50.4	51.9	52.8	53.9	54.4	55.5	55.9
7/28/2001	50.6	52.0	52.8	54.1	54.1	55.1	55.4
7/29/2001	50.4	52.1	53.0	54.5	54.5	55.5	55.9
7/30/2001	50.5	52.1	53.0	54.6	54.6	55.7	56.2
7/31/2001	50.5	52.1	53.0	54.6	54.6	55.6	56.0
8/1/2001	49.8	52.2	53.2	54.6	54.8	55.8	56.2
8/2/2001	49.7	51.9	52.9	54.6	54.7	55.7	56.3
8/3/2001	49.8	51.7	52.7	54.4	54.5	55.6	56.1
8/4/2001	50.4	52.0	53.0	54.2	54.7	55.9	56.4
8/5/2001	48.7	51.9	52.9	54.0	54.7	55.7	56.2
8/6/2001	48.8	50.9	52.1	53.9	54.2	55.4	56.0
8/7/2001	48.8	50.9	51.9	53.8	53.6	54.7	55.3
8/8/2001	49.1	50.9	51.9	53.7	53.4	54.9	55.3
8/9/2001	49	51.1	52.2	53.5	53.7	55.2	55.6
8/10/2001	49.2	51.1	52.1	53.6	53.6	55.0	55.4
8/11/2001	49.3	51.1	52.0	53.7	53.3	54.7	55.1
8/12/2001	49.4	51.1	52.1	53.9	53.5	54.9	55.2
8/13/2001	49.4	51.2	52.1	53.9	53.4	54.8	55.2
8/14/2001	49.3	51.3	52.2	54.0	53.5	54.8	55.2
8/15/2001	49.4	51.5	52.4	54.1	53.7	55.0	55.4
8/16/2001	49.5	51.5	52.6	54.3	53.9	55.3	55.7
8/17/2001	49.3	51.6	52.6	54.4	53.7	55.0	55.4

8/18/2001	49.1	51.5	52.7	54.5	54.1	55.5	55.8
8/19/2001	49.2	51.8	52.9	54.6	54.2	55.6	56.1
8/20/2001	50	51.9	52.9	54.6	54.3	55.8	56.2
8/21/2001	50	52.0	53.2	54.8	54.6	56.0	56.3
8/22/2001	49.7	52.1	53.2	54.9	54.6	56.2	56.7
8/23/2001	49.4	52.1	53.3	54.9	54.9	56.3	56.8
8/24/2001	49.4	52.0	53.3	55.0	54.9	56.4	56.8
8/25/2001	49.3	51.6	52.9	55.0	54.3	55.8	56.3
8/26/2001	49.8	51.5	52.8	55.1	54.3	55.8	56.3
8/27/2001	49.6	51.9	53.1	55.1	54.4	56.0	56.2
8/28/2001	49.5	51.8	53.3	55.1	54.9	56.4	56.9
8/29/2001	49.9	51.9	53.4	55.1	54.9	56.4	56.9
8/30/2001	49.8	51.9	53.2	55.1	54.8	56.5	57.0
8/31/2001	49.8	52.0	53.2	55.1	54.6	56.2	56.8
9/1/2001	49.8	51.8	53.1	55.0	54.5	56.0	56.5
9/2/2001	49.8	51.9	53.1	54.9	54.5	56.0	56.5
9/3/2001	50.1	51.9	53.0	54.9	54.4	55.9	56.4
9/4/2001	50.1	51.9	53.1	54.9	54.4	55.8	56.3
9/5/2001	50.1	51.9	52.9	54.9	54.3	55.7	56.1
9/6/2001	50.3	52.0	53.0	54.9	54.3	55.2	55.6
9/7/2001	50.3	52.1	53.2	54.9	54.7	55.6	56.1
9/8/2001	50.6	52.1	53.3	54.6	54.9	56.0	56.6
9/9/2001	50.8	52.1	53.1	54.6	54.6	55.7	56.3
9/10/2001	50.8	52.2	53.3	54.6	54.7	55.6	56.0
9/11/2001	50.9	52.2	52.6	54.7	53.6	54.6	55.2
9/12/2001	51	52.2	53.1	54.8	54.2	54.9	55.1
9/13/2001	51.5	52.4	53.5	55.0	54.9	55.9	56.3
9/14/2001	51.6	52.8	53.9	55.2	55.5	56.5	57.0
9/15/2001	51.6	52.9	54.1	55.7	55.7	56.9	57.4
9/16/2001	51.8	53.0	54.2	56.0	55.8	57.0	57.6
9/17/2001	52.5	53.3	54.5	56.1	55.9	57.0	57.5
9/18/2001	52.2	53.3	54.3	56.2	55.9	57.1	57.7
9/19/2001	52.3	53.5	54.6	56.3	56.0	57.0	57.5
9/20/2001	52.6	53.6	54.6	56.2	56.0	57.0	57.6
9/21/2001	52.8	53.6	54.7	56.1	56.0	57.0	57.5
9/22/2001	52.9	53.6	54.5	56.1	55.9	56.8	57.3
9/23/2001	53.1	53.7	54.4	56.1	55.6	56.5	57.0
9/24/2001	53.3	53.7	54.4	56.2	55.4	56.1	56.4
9/25/2001	53.3	53.9	54.8	56.3	56.2	57.0	57.3
9/26/2001	53.8	53.9	54.8	56.5	56.0	56.8	57.1
9/27/2001	53.4	54.3	55.1	56.8	56.3	57.1	57.6
9/28/2001	53.8	54.3	55.3	57.1	56.5	57.3	57.8
9/29/2001	53.7	54.4	55.4	57.3	56.4	57.2	57.5
9/30/2001	54	54.6	55.5	57.5	56.6	57.4	57.8
10/1/2001	53.8	54.7	55.7	57.6	56.9	57.7	58.1
10/2/2001	52.7	54.8	55.9	57.5	57.1	58.0	58.4
10/3/2001	52.4	54.7	55.8	57.5	57.1	58.0	58.4

10/4/2001	52.6	54.0	55.2	57.4	56.6	57.5	58.1
10/5/2001	52.8	53.8	54.8	57.4	55.9	56.7	57.2
10/6/2001	53	53.9	55.0	57.3	55.8	56.5	56.8
10/7/2001	53.3	54.1	55.0	57.2	56.0	56.8	57.1
10/8/2001	53.5	54.2	55.3	57.3	56.4	57.1	57.4
10/9/2001	54.1	54.3	55.0	57.4	55.6	56.2	56.5
10/10/2001	54	54.3	55.1	57.5	55.5	56.2	56.3
10/11/2001	55	54.6	55.5	57.7	56.3	56.9	57.3
10/12/2001	55	54.7	55.4	57.6	56.0	56.5	56.7
10/13/2001	55.1	54.9	55.8	57.6	56.7	57.3	57.5
10/14/2001	55	55.1	56.2	57.6	57.0	57.7	58.0
10/15/2001	54.5	55.0	55.5	57.6	56.1	57.0	57.3
10/16/2001	54.8	55.0	55.7	57.5	56.5	57.1	57.3
10/17/2001	55	54.9	55.7	57.3	56.8	57.6	58.0
10/18/2001	54.9	54.9	55.5	57.2	56.2	57.0	57.3
10/19/2001	54.9	54.8	55.3	57.2	55.9	56.6	56.8
10/20/2001	54.9	54.8	55.4	57.2	55.9	56.5	56.6
10/21/2001	55.1	54.9	55.5	57.1	56.1	56.6	56.7
10/22/2001	54.8	55.0	55.4	57.1	56.0	56.6	56.8
10/23/2001	55.2	55.0	55.5	57.1	56.1	56.7	56.9
10/24/2001	55.1	54.8	54.9	56.9	55.0	55.4	55.5
10/25/2001	55	54.6	55.2	56.6	55.3	55.7	55.6
10/26/2001	55.5	54.8	55.1	56.4	55.4	55.8	55.9
10/27/2001	57	54.6	54.5	56.3	55.0	55.4	55.6
10/28/2001	57	54.6	54.8	56.3	55.2	55.5	55.6
10/29/2001	54.9	55.3	55.0	56.3	55.0	55.3	55.4
10/30/2001	54.8	55.6	56.0	56.2	56.0	56.2	56.2
10/31/2001	55.3	55.3	55.8	56.5	56.4	56.8	56.9
5/1/2002	48	49.8	51.0	52.8	52.8	53.7	53.9
5/2/2002	49.1	49.9	51.3	52.7	53.5	54.8	55
5/3/2002	49.1	50.3	51.4	52.8	53.9	55.5	56
5/4/2002	49.1	50.4	51.8	53.1	54.2	55.7	56.2
5/5/2002	49.4	50.4	51.5	53.3	54	55.7	56.2
5/6/2002	48.8	50.4	51.6	53.4	54	55.6	56.1
5/7/2002	49.6	50.2	51.3	53.5	53.4	54.8	55.4
5/8/2002	48.8	50.1	51.0	53.6	52.9	54.1	54.5
5/9/2002	48.3	50.5	51.5	53.6	53.5	54.7	55
5/10/2002	48.5	50.0	51.2	53.5	53.4	54.7	55.2
5/11/2002	48.5	49.6	50.8	53.3	53	54.4	54.8
5/12/2002	48.3	49.7	50.9	53.2	53.1	54.6	55.1
5/13/2002	49	49.7	51.1	53.2	53.5	55.2	55.8
5/14/2002	50	50.2	51.2	53.2	53.3	55	55.6
5/15/2002	49.1	50.8	51.7	53.3	53.4	54.6	55
5/16/2002	51.4	50.3	51.4	53.2	53.7	55.1	55.6
5/17/2002	51.3	51.9	52.5	53.4	53.8	55	55.4
5/18/2002	50.8	52.5	53.3	53.8	55.3	56.6	57.1
5/19/2002	50.5	51.8	52.1	53.8	53.2	54.3	54.8

5/20/2002	51.5	51.4	51.8	53.7	52.8	53.4	53.7
5/21/2002	51	51.9	52.3	53.7	53.2	53.8	54.1
5/22/2002	50.4	52.2	53.1	53.8	54.8	55.6	55.8
5/23/2002	49.1	52.2	53.4	54.2	55.2	56.4	56.7
5/24/2002	48.8	51.1	52.6	54.1	55	56.5	57.1
5/25/2002	47.9	50.5	51.5	53.9	54.1	56	56.6
5/26/2002	48.8	50.1	51.3	53.9	53.6	55.3	55.9
5/27/2002	48.5	50.0	50.9	53.9	53	54.8	55.5
5/28/2002	48.2	50.0	51.0	53.8	53.2	54.7	55.1
5/29/2002	48.1	50.0	51.4	53.5	53.8	55.7	56.3
5/30/2002	47.8	49.8	51.0	53.1	53.7	55.8	56.5
5/31/2002	47.8	49.5	50.8	52.8	53.5	55.6	56.2
6/1/2002	47.7	49.5	50.8	52.7	53.2	55.3	56
6/2/2002	47.8	49.5	50.7	52.6	53.1	54.9	55.5
6/3/2002	47.8	49.4	50.5	52.7	52.7	54.6	55.2
6/4/2002	47.8	49.6	50.8	52.6	53.1	54.9	54.6
6/5/2002	47.9	49.6	50.9	52.6	53.5	55.4	57.6
6/6/2002	48	49.8	51.2	52.7	53.6	55.5	56.1
6/7/2002	48.7	49.9	51.0	52.7	53.2	54.9	55.5
6/8/2002	48.7	50.0	50.8	52.7	52.4	53.7	54.2
6/9/2002	48.6	50.2	51.1	52.7	52.6	53.7	54
6/10/2002	49.1	50.7	51.6	52.9	53.3	54.5	54.9
6/11/2002	49.1	50.6	51.6	53.0	53.6	55	55.5
6/12/2002	50.1	50.8	51.8	53.2	53.6	55	55.4
6/13/2002	51.8	51.6	52.4	53.4	53.9	55.3	55.8
6/14/2002	49.9	52.4	53.4	53.8	55	56.3	56.7
6/15/2002	50	51.3	52.4	53.9	54.3	55.8	56.3
6/16/2002	50	51.2	52.2	54.1	53.8	55.2	55.7
6/17/2002	50.1	51.3	52.2	54.0	53.7	55.1	55.6
6/18/2002	50	51.3	52.1	54.0	54.1	55.3	55.6
6/19/2002	50.3	51.5	52.4	54.1	54.1	55.4	55.8
6/20/2002	50.1	51.5	52.3	54.0	53.9	55.2	55.6
6/21/2002	50.3	51.4	52.3	53.8	54	55.3	55.7
6/22/2002	50.6	51.7	52.5	53.8	54	55.2	55.6
6/23/2002	50.1	52.0	52.8	53.9	54.2	55.4	55.8
6/24/2002	49.3	51.7	52.6	54.1	54.2	55.5	55.9
6/25/2002	49.3	51.4	51.9	53.9	53.8	55.2	55.7
6/26/2002	50.3	51.1	52.0	53.8	53.6	54.8	55.2
6/27/2002	50.7	51.7	52.4	53.7	53.8	55.1	55.5
6/28/2002	49.8	52.0	52.8	53.7	54.3	55.4	55.9
6/29/2002	49.4	51.7	52.6	53.7	54.2	55.4	55.8
6/30/2002	49.6	51.4	52.4	53.6	54.1	55.5	55.8
7/1/2002	49.5	51.2	52.2	53.5	53.9	55.2	55.6
7/2/2002	49.6	51.3	52.2	53.7	53.8	55.1	55.5
7/3/2002	49.9	51.3	52.2	53.7	54	55.3	55.8
7/4/2002	49.8	51.4	52.3	53.7	53.9	55.1	55.6
7/5/2002	49.6	51.4	52.3	53.6	53.9	55.1	55.6

7/6/2002	49.9	51.4	52.3	53.6	53.9	55.1	55.6
7/7/2002	50.2	51.6	52.4	53.5	54.1	55.4	55.9
7/8/2002	50.1	51.7	52.6	53.6	54.1	55.2	55.6
7/9/2002	50	51.7	52.7	53.6	54.3	55.5	55.9
7/10/2002	50.3	51.6	52.5	53.6	54.1	55.4	55.9
7/11/2002	50.3	51.8	52.7	53.7	54.3	55.6	56
7/12/2002	50.6	52.0	52.8	53.7	54.2	55.4	56
7/13/2002	50.6	52.0	52.8	53.8	54.2	55.4	55.8
7/14/2002	50.7	52.1	53.0	53.9	54.7	55.9	56.4
7/15/2002	50.9	52.2	53.1	54.0	54.5	55.7	56.2
7/16/2002	51.1	52.2	53.0	54.0	54.4	55.5	55.9
7/17/2002	51.2	52.3	53.1	54.1	54.4	55.5	55.8
7/18/2002	51	52.4	53.1	54.1	54.3	55.4	55.8
7/19/2002	51.3	52.2	53.1	54.2	54.5	55.6	55.9
7/20/2002	51.2	52.4	53.5	54.3	54.8	55.9	56.3
7/21/2002	51.3	52.6	53.4	54.3	54.9	56.1	56.5
7/22/2002	51.2	52.7	53.6	54.4	55	56.1	56.6
7/23/2002	50.7	52.5	53.4	54.4	54.9	56	56.4
7/24/2002	50.7	52.0	52.9	54.4	54.5	55.6	56
7/25/2002	50.8	52.1	52.9	54.4	54.1	55.2	55.5
7/26/2002	51	52.3	53.0	54.4	54.3	55.3	55.7
7/27/2002	51.2	52.5	53.4	54.5	54.8	55.9	56.3
7/28/2002	51.1	52.6	53.4	54.4	54.7	55.9	56.4
7/29/2002	51.1	52.6	53.4	54.4	54.9	56	56.5
7/30/2002	50.9	52.5	53.4	54.4	54.9	56	56.5
7/31/2002	50.1	52.4	53.3	54.5	54.8	55.9	56.4
8/1/2002	50.3	52.0	52.9	54.5	54.5	55.6	56.2
8/2/2002	50.5	52.0	52.9	54.5	54.3	55.4	56
8/3/2002	50.8	52.1	53.1	54.4	54.5	55.6	56.1
8/4/2002	50.7	52.1	52.6	54.2	53.9	54.8	55.4
8/5/2002	50.6	52.1	52.7	54.2	53.7	54.5	54.8
8/6/2002	50.8	52.1	52.9	54.1	54.2	55	55.4
8/7/2002	51.1	52.4	53.1	54.2	54.3	55.1	55.5
8/8/2002	50.5	52.5	53.3	54.3	54.5	55.5	55.9
8/9/2002	49.8	52.0	53.1	54.4	54.8	55.9	56.4
8/10/2002	49.6	51.5	52.5	54.3	54.1	55.2	55.9
8/11/2002	49.3	51.6	52.6	54.5	54.1	55.2	55.7
8/12/2002	49.6	51.4	52.3	54.4	53.9	55.1	55.7
8/13/2002	49.7	51.5	52.5	54.4	54	55.2	55.8
8/14/2002	50.1	51.6	52.5	54.3	54.1	55.3	55.9
8/15/2002	50.6	52.2	53.0	54.3	54.2	55.2	55.8
8/16/2002	50.5	52.3	53.2	54.3	54.7	55.9	56.5
8/17/2002	50.4	52.4	53.3	54.5	54.6	55.7	56.3
8/18/2002	50.5	51.9	52.8	54.4	54.4	55.6	56.3
8/19/2002	50.5	52.2	53.0	54.5	54.3	55.4	56
8/20/2002	50.1	52.3	53.1	54.6	54.5	55.5	56.1
8/21/2002	49.2	52.1	53.2	54.7	54.8	55.8	56.4

8/22/2002	49	51.8	52.9	54.6	54.6	55.8	56.5
8/23/2002	48.4	52.1	53.2	54.7	54.7	55.8	56.5
8/24/2002	48.5	51.7	53.1	54.7	55	56.2	57
8/25/2002	48.4	51.6	52.9	54.8	54.7	56	56.8
8/26/2002	48.1	51.3	53.1	54.9	55	56.3	57
8/27/2002	47.8	50.5	53.1	54.9	55.3	56.6	57.5
8/28/2002	47.8	49.9	52.2	54.8	54.3	55.7	56.6
8/29/2002	48	49.6	51.9	54.8	54	55.3	56.3
8/30/2002	47.8	50.0	52.4	54.8	54.1	55.5	56.3
8/31/2002	48	50.5	52.7	54.8	54.6	56	56.9
9/1/2002	48.2	50.4	52.8	54.8	54.7	56.1	57
9/2/2002	48.5	50.2	52.8	54.8	54.8	56.2	57.1
9/3/2002	48.1	50.5	52.8	54.8	54.7	56.1	56.9
9/4/2002	48.1	50.8	53.3	54.9	55	56.3	57.1
9/5/2002	48.8	50.2	52.7	55.1	54.6	55.8	56.5
9/6/2002	49.7	49.7	51.7	54.9	53.4	54.6	55.2
9/7/2002	49.3	50.2	52.1	54.8	53.5	54.4	54.9
9/8/2002	49.2	50.8	52.4	54.7	53.8	54.6	55
9/9/2002	49.3	51.5	52.6	54.7	54	55	55.3
9/10/2002	49.1	51.3	52.6	54.6	54.2	55.3	55.7
9/11/2002	48.9	51.4	52.9	54.5	54.2	55.3	55.8
9/12/2002	49	51.1	52.6	54.5	54.3	55.5	56
9/13/2002	48.8	51.1	52.5	54.6	54.1	55.3	55.8
9/14/2002	49.4	50.9	52.4	54.6	54	55.1	55.5
9/15/2002	49.6	51.0	52.0	54.4	53.5	54.6	55.1
9/16/2002	49.2	50.9	52.2	54.4	53.5	54.4	54.7
9/17/2002	48.9	51.2	52.4	54.3	53.8	54.8	55.2
9/18/2002	48.9	51.1	52.6	54.2	54.2	55.2	55.6
9/19/2002	49	51.0	52.7	54.2	54.4	55.4	55.8
9/20/2002	49.1	50.8	52.4	54.3	54.2	55.2	55.7
9/21/2002	49.5	50.9	52.5	54.3	54	55.1	55.5
9/22/2002	49.6	50.7	52.1	54.5	53.7	54.9	55.4
9/23/2002	49.6	50.8	52.2	54.6	53.7	54.8	55.2
9/24/2002	50	50.9	52.2	54.7	53.6	54.8	55.2
9/25/2002	50.7	51.2	52.5	54.7	53.9	55	55.3
9/26/2002	49.8	51.3	52.6	54.7	53.8	54.8	55.1
9/27/2002	50.6	51.1	52.5	54.7	54	55	55.3
9/28/2002	50.8	51.4	52.5	54.7	53.5	54.5	54.9
9/29/2002	50.3	51.7	52.8	54.7	54	55	55.2
9/30/2002	50.5	51.5	52.7	54.8	54	54.9	55.3
10/1/2002	50.3	51.9	52.5	54.8	53.2	53.9	54
10/2/2002	50.1	52.4	53.3	54.9	53.5	53.9	53.9
10/3/2002	50.3	52.4	53.3	55.0	54	54.7	54.7
10/4/2002	50.9	52.9	54.1	55.2	54.9	55.6	55.7
10/5/2002	50.5	52.6	54.2	55.4	55.6	56.5	56.7
10/6/2002	50.7	52.4	54.2	55.6	55.7	56.7	57.1
10/7/2002	50.8	52.4	53.9	55.8	55.3	56.4	56.8

10/8/2002	51.1	52.3	53.7	55.9	55	56	56.3
10/9/2002	51.5	52.2	53.2	55.8	54.5	55.5	55.9
10/10/2002	51.3	52.3	53.3	55.8	54.5	55.4	55.8
10/11/2002	51.8	52.6	53.4	55.7	54.2	55	55.3
10/12/2002	51.6	52.5	53.3	55.6	54	54.5	54.6
10/13/2002	51.8	52.7	53.5	55.6	53.9	54.4	54.5
10/14/2002	52.1	52.7	53.6	55.6	54.1	54.7	54.8
10/15/2002	51.9	53.0	53.8	55.7	54.2	54.7	54.8
10/16/2002	52.1	53.0	53.8	55.9	54.3	54.9	55
10/17/2002	52.1	52.9	53.6	55.9	54.3	54.8	55
10/18/2002	54.5	52.9	53.4	55.9	54	54.5	54.6
10/19/2002	54.6	53.1	53.6	55.9	54	54.5	54.6
10/20/2002	54.7	54.2	54.4	56.0	54.5	54.9	54.9
10/21/2002	54.7	54.6	55.1	56.1	55.4	55.8	55.8
10/22/2002	53.2	54.7	55.4	56.3	55.8	56	56.1
10/23/2002	53.2	53.5	54.2	56.3	55	55.5	55.7
10/24/2002	53.5	53.5	53.6	56.1	54.1	54.5	54.6
10/25/2002	53.7	53.6	53.9	56.1	54.3	54.6	54.7
10/26/2002	53.7	53.8	54.0	56.1	54.3	54.6	54.6
10/27/2002	54.1	53.9	54.2	56.0	54.5	54.7	54.7
10/28/2002	54.2	54.1	54.3	55.8	54.5	54.8	54.9
10/29/2002	54.3	54.0	54.1	55.6	54.2	54.2	54.2
10/30/2002	54.6	54.0	53.9	55.5	53.7	53.7	53.6
10/31/2002	54.4	54.0	53.7	55.7	53.2	53.1	53
5/1/2003	50.8	51.0	51.2	51.6	52.4	52.7	52.9
5/2/2003	50.5	50.6	50.9	51.6	52.5	52.3	52.7
5/3/2003	50.4	50.5	50.7	51.6	52.2	52.1	52.3
5/4/2003	50.1	50.4	50.7	51.4	52.4	52.7	52.7
5/5/2003	50.6	50.5	50.8	51.3	52	52.5	52.5
5/6/2003	51	50.9	51.1	51.4	52	52.6	52.8
5/7/2003	51.2	51.4	51.8	51.6	52.9	53.4	53.3
5/8/2003	51.2	51.2	51.5	51.6	52.5	53.2	53.3
5/9/2003	51.6	51.4	51.8	51.9	52.6	52.8	52.8
5/10/2003	52	52.0	52.7	52.3	54	54.6	54.7
5/11/2003	52.2	52.4	53.1	52.9	54.8	55.8	55.9
5/12/2003	51.7	52.5	53.4	53.5	55.2	56.3	56.5
5/13/2003	50.3	52.4	53.2	53.9	55	56.1	56.4
5/14/2003	50.2	51.6	52.6	54.0	54.9	56.5	56.8
5/15/2003	49.8	51.1	51.8	54.2	53.8	55.4	55.7
5/16/2003	49.6	50.6	51.4	54.1	53.4	54.8	55.1
5/17/2003	50.2	50.4	51.0	53.8	52.8	54	54.3
5/18/2003	50.6	50.9	51.3	53.4	52.5	53.4	53.5
5/19/2003	50.3	51.2	51.9	53.0	53.3	54.2	54.4
5/20/2003	49.3	50.9	51.8	52.7	53.7	55	55.2
5/21/2003	48.6	50.1	51.1	52.5	53.5	55.2	55.5
5/22/2003	48.8	49.8	50.7	52.4	53.1	55	55.3
5/23/2003	48.8	50.1	51.0	52.3	53.4	55.5	55.7

5/24/2003	48.9	50.2	51.2	52.3	53.8	56	56.3
5/25/2003	48.9	50.1	50.9	52.3	53.5	55.5	56
5/26/2003	48.9	50.1	50.9	52.2	53.2	55	55.3
5/27/2003	48.9	50.2	51.1	52.1	53.4	55.1	55.4
5/28/2003	48.8	50.3	51.1	52.2	53.6	55.7	56
5/29/2003	48.6	50.0	50.8	52.1	53.1	55.2	55.7
5/30/2003	48.6	49.8	50.6	52.1	52.7	54.4	54.6
5/31/2003	48.7	50.0	50.9	52.1	53.3	55.2	55.4
6/1/2003	48.6	50.3	51.3	52.2	53.7	55.8	56.1
6/2/2003	48.6	50.4	51.5	52.3	53.9	55.9	56.3
6/3/2003	48.6	50.4	51.4	52.4	53.9	55.9	56.3
6/4/2003	48.7	50.3	51.4	52.5	54	56.1	56.5
6/5/2003	48.5	50.3	51.3	52.6	53.7	55.9	56.3
6/6/2003	48.3	50.0	51.2	52.7	53.7	56	56.5
6/7/2003	48.4	49.8	50.9	52.6	53.5	55.8	56.2
6/8/2003	48.3	50.2	51.3	52.6	53.7	55.9	56.4
6/9/2003	48.4	50.0	51.1	52.6	53.8	56.2	56.7
6/10/2003	48.4	50.0	51.1	52.5	53.5	55.6	56.2
6/11/2003	48.4	50.1	51.0	52.4	53.1	55	55.6
6/12/2003	48.5	49.9	51.0	52.4	53	54.9	55.4
6/13/2003	48.6	50.0	50.9	52.3	52.9	54.6	55.1
6/14/2003	48.6	50.1	51.0	52.3	52.9	54.6	55
6/15/2003	48.6	50.1	51.1	52.2	53	54.8	55.2
6/16/2003	48.6	50.2	51.2	52.2	53.2	55	55.4
6/17/2003	48.7	50.3	51.3	52.1	53.3	55.3	55.7
6/18/2003	48.7	50.2	51.1	52.1	53.1	55	55.5
6/19/2003	48.7	50.3	51.3	52.1	53.3	55	55.5
6/20/2003	48.7	50.4	51.4	52.2	53.3	54.9	55.4
6/21/2003	48.8	50.5	51.5	52.4	53.4	55	55.4
6/22/2003	48.9	50.6	51.6	52.5	53.5	55	55.5
6/23/2003	48.6	50.6	51.6	52.6	53.5	55.1	55.5
6/24/2003	48.8	50.6	51.7	52.7	53.7	55.2	55.7
6/25/2003	48.9	50.5	51.8	53.0	53.9	55.5	56
6/26/2003	48.9	50.7	51.8	53.1	53.8	55.5	56.1
6/27/2003	48.9	50.6	51.8	53.3	54	55.8	56.4
6/28/2003	49	50.4	51.6	53.4	53.8	55.7	56.3
6/29/2003	49.3	50.5	51.6	53.4	53.5	55.3	55.9
6/30/2003	49.3	50.5	51.6	53.3	53.5	55.1	55.7
7/1/2003	49.1	50.6	51.7	53.4	53.6	55.2	55.6
7/2/2003	49.2	50.5	51.7	53.3	53.5	55.1	55.6
7/3/2003	49.1	50.6	51.6	53.3	53.5	55	55.5
7/4/2003	49.2	50.5	51.6	53.2	53.4	55	55.5
7/5/2003	49.3	50.7	51.8	53.3	53.6	55.2	55.7
7/6/2003	49.2	50.8	51.9	53.4	53.8	55.4	56
7/7/2003	48.6	50.8	52.0	53.5	53.9	55.6	56.1
7/8/2003	48.4	50.1	51.4	53.4	53.5	55.1	55.7
7/9/2003	48.5	50.1	51.1	53.2	52.5	54	54.4

7/10/2003	48.6	50.2	51.1	53.0	52.9	54.4	54.8
7/11/2003	48.7	50.2	51.2	52.8	52.8	54.2	54.6
7/12/2003	48.8	50.5	51.5	52.7	53	54.4	54.7
7/13/2003	48.8	50.7	51.6	52.6	53.1	54.5	54.9
7/14/2003	49.2	50.6	51.7	52.5	53.2	54.6	54.9
7/15/2003	49.7	50.8	51.8	52.6	53.4	54.8	55.1
7/16/2003	49.8	51.0	51.9	52.7	53.6	55	55.4
7/17/2003	49.7	51.1	52.1	52.9	53.4	54.6	55.1
7/18/2003	49.8	51.1	52.1	53.1	53.6	55	55.4
7/19/2003	49.8	51.2	52.4	53.2	53.8	55.2	55.5
7/20/2003	49.9	51.3	52.2	53.3	53.6	55	55.5
7/21/2003	49.8	51.3	52.3	53.3	53.8	55.2	55.6
7/22/2003	49.9	51.2	52.3	53.3	54	55.5	55.9
7/23/2003	50	51.4	52.5	53.4	54.1	55.6	56
7/24/2003	50	51.7	52.2	53.3	53.5	54.9	55.3
7/25/2003	50	51.4	52.1	53.3	53.5	54.8	55
7/26/2003	50.1	51.5	52.4	53.3	53.8	55.1	55.5
7/27/2003	50.2	51.6	52.5	53.3	53.8	55.1	55.5
7/28/2003	50.1	51.7	52.6	53.4	54	55.3	55.6
7/29/2003	50.3	51.7	52.7	53.5	54.2	55.6	55.9
7/30/2003	50.3	51.8	52.5	53.5	54	55.5	55.9
7/31/2003	50.5	51.9	52.8	53.6	54.2	55.5	55.8
8/1/2003	50.3	52.1	52.7	53.7	53.8	55	55.3
8/2/2003	50.3	51.8	52.5	53.6	53.5	54.6	54.9
8/3/2003	50.4	51.7	52.7	53.6	54	55.1	55.3
8/4/2003	50.3	52.1	53.1	53.7	54.5	55.9	56.2
8/5/2003	49.7	52.2	53.1	53.8	54.9	56	56.3
8/6/2003	49.5	51.7	52.7	53.8	54.3	55.6	56
8/7/2003	49.4	51.6	52.7	53.9	54.1	55.2	55.6
8/8/2003	49.1	51.6	52.6	54.0	54	55.3	55.6
8/9/2003	49.2	51.5	52.8	54.2	54.4	55.8	56.3
8/10/2003	49.2	52.0	53.2	54.4	54.7	56.1	56.6
8/11/2003	49.4	51.7	53.1	54.5	54.9	56.3	56.9
8/12/2003	49.4	51.6	52.9	54.6	54.5	55.9	56.4
8/13/2003	49.5	51.7	52.9	54.8	54.5	55.8	56.3
8/14/2003	49.6	51.6	52.9	54.9	54.5	55.8	56.3
8/15/2003	49.7	51.7	52.9	55.0	54.4	55.8	56.3
8/16/2003	49.6	51.7	53.2	55.1	54.7	56	56.4
8/17/2003	49.6	51.8	53.2	55.1	55	56.4	57
8/18/2003	49.8	52.0	53.5	55.2	55.1	56.6	57.1
8/19/2003	49.9	52.3	53.7	55.2	55.3	56.8	57.5
8/20/2003	49.8	52.4	53.9	55.4	55.5	56.9	57.4
8/21/2003	49.7	52.4	53.8	55.4	55.2	56.7	57.3
8/22/2003	49.7	52.6	53.8	55.5	55.4	56.8	57.4
8/23/2003	49.8	52.8	54.1	55.6	55.8	57	57.5
8/24/2003	49.9	53.1	54.3	55.8	56		58.1
8/25/2003	50	53.1	54.3	55.9	56.1		58.2

8/26/2003	50	52.7	54.1	56.0	55.6		57.7
8/27/2003	49.9	52.4	53.9	55.9	55.7		57.7
8/28/2003	50	52.3	53.7	55.9	55.3		57.4
8/29/2003	50.2	52.6	53.9	56.1	55.3		57.1
8/30/2003	50.1	52.3	53.7	56.0	55.5		57.5
8/31/2003	50.1	52.4	53.7	55.8	55.2		57.2
9/1/2003	50.2	52.5	53.7	55.7	55.3		57.3
9/2/2003	50.3	52.4	53.8	55.7	55.5		57.4
9/3/2003	50.3	52.4	53.2	55.5	54.5		56.7
9/4/2003	50.3	52.4	53.4	55.4	55		
9/5/2003	50.4	52.4	54.0	55.5	55.8		56.6
9/6/2003	50.3	52.7	54.2	55.6	55.8		58
9/7/2003	50.4	52.5	53.5	55.5	55		57.1
9/8/2003	50.4	52.4	53.6	55.4	54.8		56.1
9/9/2003	50.5	52.3	53.3	55.3	54.5		56.2
9/10/2003	50.6	52.4	53.8	55.6	55.4	58	56.6
9/11/2003	50.5	52.6	54.2	55.8	56.2	57.4	58
9/12/2003	50.6	52.7	54.1	55.7	56.2	57.5	58
9/13/2003	50.6	52.6	53.9	55.6	55.6	56.7	57.2
9/14/2003	50.7	52.3	53.5	55.7	55	56.1	56.6
9/15/2003	50.7	52.3	53.5	55.7	54.9	55.9	56.4
9/16/2003	50.8	52.7	53.7	55.9	55	56	56.5
9/17/2003	50.8	52.8	53.8	55.9	55	55.9	56.3
9/18/2003	50.9	52.7	53.9	55.8	55.3	56.1	56.4
9/19/2003	50.8	52.8	54.1	55.8	55.4	56.1	56.7
9/20/2003	50.9	52.9	54.3	55.9	55.7	56.6	57
9/21/2003	50.8	52.9	54.2	56.1	55.8	56.8	57.3
9/22/2003	51.1	52.7	54.1	56.2	55.6	56.7	57.2
9/23/2003	50.9	52.8	54.1	56.3	55.6	56.7	57.2
9/24/2003	51.1	52.9	54.1	56.3	55.7	56.8	57.3
9/25/2003	51.1	52.8	54.1	56.3	55.6	56.8	57.4
9/26/2003	51.1	52.7	54.1	56.3	55.6	56.7	57.2
9/27/2003	51.1	52.6	53.8	56.2	55.4	56.5	57
9/28/2003	51.3	52.7	53.9	56.1	55.3	56.3	56.8
9/29/2003	51.4	52.8	53.9	56.1	55.3	56.4	56.9
9/30/2003	51.5	52.9	53.9	56.0	55.1	56	56.4
10/1/2003	51.5	52.9	54.0	56.0	55.4	56.4	56.7
10/2/2003	51.5	53.0	54.2	56.1	55.5	56.4	56.8
10/3/2003	51.5	52.9	54.2	56.1	55.5	56.6	57
10/4/2003	51.6	53.0	54.2	56.2	55.6	56.7	57.1
10/5/2003	51.6	53.0	54.1	56.2	55.5	56.5	56.9
10/6/2003	51.8	53.0	54.2	56.3	55.4	56.3	56.7
10/7/2003	51.9	53.0	54.4	56.4	55.7	56.7	57
10/8/2003	51.8	53.2	54.3	56.4	55.6	56.6	57
10/9/2003	51.8	53.2	54.2	56.4	55.3	56.2	56.5
10/10/2003	51.7	53.1	53.9	56.4	54.6	55.3	55.5
10/11/2003	51.7	52.9	53.7	56.3	54.5	55	55

10/12/2003	52	52.9	53.8	56.3	54.7	55.3	55.4
10/13/2003	51.7	52.7	53.5	56.2	54.3	54.9	55
10/14/2003	51.8	52.8	53.5	56.1	54.3	54.8	54.9
10/15/2003	51.9	52.6	53.2	55.7	53.9	54.4	54.6
10/16/2003	52.1	52.5	53.4	55.6	54.1	54.6	54.6
10/17/2003	52	52.8	53.5	55.6	54.3	55	55.1
10/18/2003	52.1	52.8	53.5	55.5	54.2	54.8	54.9
10/19/2003	52.3	52.8	53.6	55.5	54.4	54.9	55
10/20/2003	52.2	52.8	53.6	55.5	54.4	55	55.1
10/21/2003	52.3	52.9	53.8	55.5	54.5	55.1	55.2
10/22/2003	52.3	53.0	53.7	55.7	54.4	55.1	55.3
10/23/2003	52.6	53.0	53.9	55.8	54.6	55.1	55.3
10/24/2003	52.5	52.9	53.7	55.9	54.3	54.8	55
10/25/2003	52.3	53.1	54.0	56.0	54.5	55	55.2
10/26/2003	52.6	53.0	54.1	56.1	54.7	55.2	55.4
10/27/2003	52.7	53.1	54.0	56.2	54.7	55.2	55.3
10/28/2003	52.5	53.4	54.5	56.3	55.2	55.7	55.9
10/29/2003	52.7	53.3	54.0	56.3	54.7	55.3	55.6
10/30/2003	52.7	53.1	53.3	56.2	53.5	53.7	53.8
10/31/2003	52.9	52.8	52.8	55.8	52.9	53	53
5/1/2004	48.1	49.6	50.8	53.2	53.1	54.9	55.5
5/2/2004	48.1	49.6	50.9	53.1	53.4	55.3	55.9
5/3/2004	48.2	49.7	51.1	53.1	53.8	55.9	56.5
5/4/2004	48.1	49.8	51.2	53.1	54	56.1	56.8
5/5/2004	48.1	49.5	50.9	53.0	53.4	55.4	56.1
5/6/2004	48.4	49.2	50.4	52.9	52.7	54.5	55.1
5/7/2004	48.3	49.0	49.7	52.6	51.4	52.9	
5/8/2004	48.6	49.0	49.8	52.4	51.4	52.8	
5/9/2004	48.3	49.2	50.1	52.2	51.8	52.9	
5/10/2004	48.3	49.2	50.2	52.1	52.3	53.8	
5/11/2004	48.6	49.1	50.1	51.9	52	53.4	53.9
5/12/2004	48.3	49.2	50.3	51.9	52.1	53.5	54
5/13/2004	48.2	49.4	50.6	51.9	52.8	54.4	54.9
5/14/2004	48.3	49.4	50.6	52.2	52.8	54.6	55.2
5/15/2004	48.4	49.4	50.8	52.5	53.2	55.1	55.7
5/16/2004	48.3	49.5	50.9	52.6	53.2	55	55.6
5/17/2004	48.4	49.5	50.7	52.7	53	54.9	55.5
5/18/2004	48.4	49.5	50.6	52.8	53.1	54.8	55.4
5/19/2004	48.6	49.3	50.6	52.8	53.1	54.7	55.1
5/20/2004	48.8	49.7	50.9	52.9	53.5	55.4	55.8
5/21/2004	48.8	49.7	51.1	52.9	53.6	55.5	56.1
5/22/2004	48.7	49.5	50.9	53.0	53.4	55.3	55.9
5/23/2004	48.5	49.5	50.8	52.9	53.2	55.3	55.7
5/24/2004	48.5	49.8	51.1	53.0	53.4	55.3	55.9
5/25/2004	48.5	49.9	51.2	53.2	53.7	55.5	56
5/26/2004	48.7	49.6	51.1	53.2	53.5	55.4	56
5/27/2004	48.8	49.7	50.8	53.1	53	55	55.7

5/28/2004	48.7	49.6	50.6	53.0	52.6	54.3	54.8
5/29/2004	48.9	49.8	50.8	52.9	52.8	54.2	54.5
5/30/2004	48.8	49.9	51.0	52.9	53	54.5	55
5/31/2004	48.9	49.9	51.1	52.8	53.2	54.9	55.5
6/1/2004	49	50.0	51.1	52.8	53.2	55	55.5
6/2/2004	49	50.2	51.4	52.8	53.6	55.1	55.8
6/3/2004	49.2	50.2	51.3	52.9	53.5	55.3	55.8
6/4/2004	49.3	50.3	51.5	53.1	53.6	55.4	56
6/5/2004	49.2	50.3	51.3	53.0	53.2	54.9	55.8
6/6/2004	49.2	50.3	51.4	53.0	53.2	54.6	55.2
6/7/2004	49.3	50.2	51.0	52.9	52.5	53.8	54.4
6/8/2004	49.4	50.1	51.0	52.7	52.4	53.4	53.8
6/9/2004	49.6	50.2	50.9	52.5	52.3	53.5	53.9
6/10/2004	49.8	50.4	51.3	52.4	52.8	53.9	54.3
6/11/2004	49.8	50.6	51.5	52.3	53.1	54.3	54.8
6/12/2004	49.7	50.7	51.7	52.4	53.3	54.5	54.9
6/13/2004	49.8	50.7	51.8	52.5	53.4	54.8	55.3
6/14/2004	49.9	50.9	52.0	52.6	53.8	55.1	55.6
6/15/2004	49.8	51.0	52.1	52.8	53.9	55.3	55.9
6/16/2004	50	50.9	52.1	53.0	53.8	55.2	55.7
6/17/2004	50.3	51.0	52.0	53.1	53.5	54.9	55.5
6/18/2004	51	51.5	52.4	53.2	53.9	55.1	55.4
6/19/2004	51	51.7	52.7	53.4	54.2	55.4	55.9
6/20/2004	50.7	51.8	52.8	53.5	54.3	55.6	56
6/21/2004	50.4	51.8	52.7	53.6	54.3	55.6	56.1
6/22/2004	50.4	51.6	52.6	53.7	54.3	55.7	56.2
6/23/2004	50.7	51.7	52.7	53.8	54.2	55.5	56.1
6/24/2004	50.7	51.9	53.0	54.0	54.4	55.6	56
6/25/2004	50.8	51.9	53.0	54.0	54.5	55.7	56.2
6/26/2004	50.8	52.0	53.0	54.1	54.4	55.6	56.1
6/27/2004	51	51.9	53.1	54.1	54.6	55.8	56.3
6/28/2004	50.8	52.0	53.1	54.1	54.9	56.2	56.6
6/29/2004	50.7	51.9	53.2	54.2	54.3	55.4	55.9
6/30/2004	50.5	51.8	53.0	54.2	54.5	55.8	56.4
7/1/2004	50.6	51.7	52.9	54.2	54.4	55.7	56.2
7/2/2004	50.2	51.8	52.8	54.2	54.4	55.5	56.1
7/3/2004	50.3	51.4	52.6	54.1	54.2	55.4	56.1
7/4/2004	50.3	51.6	52.6	54.0	54.2	55.4	56
7/5/2004	50.5	51.8	52.9	54.0	54.4	55.5	56.1
7/6/2004	50.5	51.7	53.0	54.0	54.7	55.8	56.5
7/7/2004	50.6	51.8	52.9	54.0	54.7	55.9	56.5
7/8/2004	50.8	52.1	53.0	54.1	54.5	55.5	56.1
7/9/2004	50.9	52.3	53.2	54.1	54.3	55.4	56
7/10/2004	51.1	52.2	53.1	54.2	54.4	55.3	55.9
7/11/2004	51.2	52.4	53.2	54.2	54.5	55.4	56
7/12/2004	51.3	52.3	53.3	54.3	54.6	55.5	56
7/13/2004	51.5	52.6	53.3	54.4	54.6	55.5	56.1

7/14/2004	51.7	52.6	53.6	54.5	54.8	55.6	56.1
7/15/2004	51.3	52.8	53.6	54.6	54.9	55.7	56.2
7/16/2004	51	52.6	53.6	54.7	55	55.8	56.3
7/17/2004	51.2	52.4	53.3	54.7	54.7	55.6	56.2
7/18/2004	51.3	52.4	53.3	54.8	54.6	55.5	56.1
7/19/2004	51.4	52.5	53.2	54.7	54.6	55.5	56.1
7/20/2004	51.6	52.6	53.4	54.7	54.9	55.8	56.3
7/21/2004	50.4	52.8	53.6	54.7	53.8	55.9	56.5
7/22/2004	50.5	51.9	52.8	54.5	54.4	55.4	56.1
7/23/2004	50.6	51.9	52.7	54.3	54.1	55	55.5
7/24/2004	50.4	52.0	52.8	54.2	54.1	55	55.5
7/25/2004	50.8	52.0	52.8	54.0	54.1	55	55.5
7/26/2004	50.8	52.2	52.9	54.0	54.2	55.1	55.6
7/27/2004	50.8	52.2	53.0	53.9	54.3	55.2	55.7
7/28/2004	51	52.4	53.2	53.9	54.6	55.6	56
7/29/2004	51	52.5	53.4	54.1	54.7	55.8	56.1
7/30/2004	49.8	52.4	53.3	54.2	54.6	55.8	56.2
7/31/2004	49.7	51.6	52.7	54.2	54.4	55.7	56.2
8/1/2004	49.7	51.4	52.3	54.2	53.7	54.9	55.2
8/2/2004	49.7	51.5	52.3	54.2	53.6	54.8	55.1
8/3/2004	51	51.6	52.4	54.1	53.8	54.9	55.3
8/4/2004	51.6	52.4	53.1	54.2	54.5	55.4	55.7
8/5/2004	50.3	52.9	53.8	54.3	55	56.2	56.6
8/6/2004	50.2	51.9	53.1	54.2	54.7	55.8	56.2
8/7/2004	50.3	51.6	52.8	54.3	54.4	55.5	55.9
8/8/2004	50.4	51.9	53.0	54.5	54.4	55.6	56
8/9/2004	50.6	52.1	53.1	54.6	54.5	55.7	56.2
8/10/2004	50.1	52.1	53.3	54.8	54.8	56	56.4
8/11/2004	49.8	51.6	52.8	54.7	54.4	55.7	56.1
8/12/2004	50.1	51.4	52.6	54.5	53.9	55	55.5
8/13/2004	50	51.8	52.9	54.6	54.2	55.5	55.9
8/14/2004	49.7	51.8	53.2	54.7	54.8	56.1	56.5
8/15/2004	50.3	51.8	53.0	54.7	54.6	55.9	56.4
8/16/2004	50.4	51.8	53.2	54.8	54.7	55.9	56.3
8/17/2004	50.3	51.5	53.0	54.8	54.6	56	56.4
8/18/2004	49.9	51.3	52.8	54.9	54.3	55.8	56.3
8/19/2004	50	51.1	52.7	55.1	54.3	55.8	56.3
8/20/2004	50.3	51.3	52.8	55.2	54.4	55.9	56.4
8/21/2004	50.2	51.5	52.9	55.2	54.5	56	56.5
8/22/2004	50.4	51.9	52.7	55.0	54	55.5	56
8/23/2004	50.5	51.8	52.8	54.9	54.2	55.4	55.6
8/24/2004	50.8	52.0	53.5	54.9	55	56.2	56.5
8/25/2004	51	52.6	53.8	55.0	55.3	56.8	57.3
8/26/2004	50.8	52.2	53.6	55.1	55.1	56.4	56.8
8/27/2004	50.9	52.0	53.4	55.1	54.9	56.1	56.5
8/28/2004	51.2	52.4	53.7	55.2	55	56.1	56.5
8/29/2004	51.4	52.4	53.7	55.5	55.2	56.5	56.9

8/30/2004	51.5	52.7	54.0	55.8	55.2	56.4	56.9
8/31/2004	51.4	52.9	54.1	55.9	55.5	56.7	57.1
9/1/2004	51.9	53.2	54.4	55.9	55.7	56.9	57.3
9/2/2004	52.2	53.7	54.9	56.1	56.1	57.2	57.5
9/3/2004	52.1	53.3	54.6	56.3	55.9	56.9	57.1
9/4/2004	52.8	53.0	54.3	56.4	55.8	56.9	57.3
9/5/2004	52.6	53.5	54.5	56.5	55.7	56.7	57.1
9/6/2004	53	53.7	54.8	56.6	56.2	57.3	57.6
9/7/2004	52.9	53.9	55.1	56.7	56.3	57.4	57.8
9/8/2004	52.4	54.1	55.4	56.9	56.6	57.7	58.1
9/9/2004	52.6	53.7	54.9	56.9	56.4	57.7	58.2
9/10/2004	52.8	53.9	55.0	57.0	56.2	57.3	57.7
9/11/2004	52.9	54.0	55.0	57.1	56.3	57.3	57.6
9/12/2004	53.5	54.2	55.4	57.2	56.7	57.7	58
9/13/2004	53.6	54.4	55.5	57.3	56.6	57.7	57.9
9/14/2004	54	54.5	55.5	57.3	56.6	57.5	57.8
9/15/2004	54	54.7	55.8	57.4	56.8	57.6	58
9/16/2004	54.5	54.8	55.9	57.6	57.2	58	58.5
9/17/2004	54.2	55.0	55.7	57.6	56.6	57.4	57.9
9/18/2004	54.4	54.8	55.6	57.6	56.4	57	57.4
9/19/2004	54.8	54.9	55.4	57.6	55.9	56.3	56.7
9/20/2004	54.6	55.0	55.7	57.5	56.4	56.8	57
9/21/2004	54.9	55.3	56.1	57.6	56.7	57.1	57.3
9/22/2004	55.3	55.4	56.3	57.7	57	57.5	57.8
9/23/2004	55.3	55.7	56.5	57.8	57.3	57.8	59.1
9/24/2004	55.5	56.0	56.5	58.2	57.7	58.2	58.5
9/25/2004	55.6	56.0	56.5	58.5	57.7	58.3	58.7
9/26/2004	56.2	56.0	56.6	58.9	57.7	58.3	58.7
9/27/2004	55.8	56.0	56.6	59.1	57.7	58.2	58.6
9/28/2004	56	55.8	56.8	59.3	57.7	58.3	58.7
9/29/2004	57	55.6	56.6	59.2	57.5	58.2	58.6
9/30/2004	56.3	55.9	56.7	59.2	57.6	58.1	58.5
10/1/2004	56.3	55.8	56.8	59.0	57.7	58.3	58.7
10/2/2004	56.5	55.8	56.6	59.0	57.8	58.5	58.9
10/3/2004	56.4	55.8	56.5	59.0	57.8	58.5	58.9
10/4/2004	56.6	55.7	56.7	59.0	57.9	58.6	59
10/5/2004	56.5	55.5	56.6	59.0	57.6	58.4	58.9
10/6/2004	56.6	55.5	56.4	59.1	57.5	58.2	58.6
10/7/2004	56.8	55.6	56.6	59.2	57.5	58.1	58.6
10/8/2004	56.6	55.6	56.5	59.1	57.4	58	58.4
10/9/2004	57.1	55.5	56.2	59.0	57	57.6	58
10/10/2004	57.1	55.6	55.4	58.5	56.6	56.8	56.9
10/11/2004	57.3	55.7	56.4	58.4	56.7	56.9	57.1
10/12/2004	57.4	55.5	56.2	58.3	56.8	57.2	57.4
10/13/2004	57.1	55.6	56.7	58.2	57.2	57.6	57.8
10/14/2004	57.7	55.5	56.4	58.2	57.1	57.6	57.9
10/15/2004	57.3	55.7	56.4	58.2	56.8	57.2	57.5

10/16/2004	57.1	55.9	56.3	58.2	56.5	56.9	57.1
10/17/2004	56.8	55.4	55.7	58.2	56.5	56.9	57.1
10/18/2004	57.5	55.0	55.0	57.8	55	55.2	55.4
10/19/2004	56.8	54.8	54.6	57.3	54.5	55	55
10/20/2004	56.8	55.2	55.2	57.1	55	54.8	55
10/21/2004	56.7	56.4	56.0	57.0	55.4	55.4	
10/22/2004	56.9	57.0	57.0	56.8	56.9	56.8	57.1
10/23/2004	57.1	56.6	56.8	56.7	56.9	57	57.1
10/24/2004	57.6	55.9	56.3	56.9	56.5	56.5	56.5
10/25/2004	57.6	55.8	55.6	57.1	55.5	55.5	55.7
10/26/2004	57.6	56.1	55.9	57.4	55.3	55.2	55.4
10/27/2004	57.8	55.8	55.9	57.5	55.6	55.4	55.2
10/28/2004	57.7	55.7	55.4	57.3	55.2	55.2	55.3
10/29/2004	57.6	55.9	56.1	57.3	56	55.7	55.6
10/30/2004	57.9	56.0	56.0	57.4	55.9	55.8	55.8
10/31/2004	57.5	56.2	55.9	57.3	55.5	55.3	55.3
5/1/2005	48.8	50.7	52.7	54.8	55.8	57.8	58.2
5/2/2005	49	50.7	52.9	54.8	56.3	58.4	59
5/3/2005	48.5	50.8	52.5	54.8	55.8	58	58.7
5/4/2005	48.7	50.6	51.9	54.6	54.8	56.9	57.5
5/5/2005	48.5	50.2	51.8	54.4	54.3	56	56.1
5/6/2005	48.5	50.0	51.2	54.0	54.1	56.1	56.5
5/7/2005	48.5	49.8	51.1	53.7	54.1	55.9	56.2
5/8/2005	48.3	49.8	50.6	53.1	53.7	54.6	55
5/9/2005	48.3	50.3	51.6	52.8	54.3	55	55.5
5/10/2005	48.8	50.4	51.3	52.5	53.8	54.2	54.9
5/11/2005	49.5	50.1	50.8	52.4	53	54	54.3
5/12/2005	50.1	50.9	51.4	52.3	53.1	54.2	54.5
5/13/2005	49.8	50.7	51.4	52.2	53.3	54.7	54.8
5/14/2005	50.4	50.9	51.5	52.3	53.3	54.8	55
5/15/2005	50.4	50.9	51.4	52.3	52.9	54.3	54.6
5/16/2005	50.1	51.1	52.5	52.7	56.3	57	56.6
5/17/2005	50	50.3	50.7	52.5	52.2	53.4	54.4
5/18/2005	50.3	50.5	50.7	52.3	51.9	52	52
5/19/2005	50.7	51.3	51.6	52.3	54.2	54.9	55
5/20/2005	51	51.6	52.2	52.4	54.2	55.3	55.3
5/21/2005	51.2	51.9	52.4	52.6	54.2	55.2	55.4
5/22/2005	51	52.0	52.7	52.8	54.6	55.9	56.1
5/23/2005	49.7	51.6	52.4	52.6	54.3	55.7	55.9
5/24/2005	49.5	50.3	52.4	53.0	55.4	56.7	56.5
5/25/2005	51.6	51.3	51.9	53.3	54.9	57.3	57.9
5/26/2005	49.4	51.2	52.4	53.4	55.2	57.2	57.5
5/27/2005	49.2	50.7	51.9	53.4	54.7	57	57.3
5/28/2005	48.9	50.4	51.4	53.3	54.4	56.8	57.2
5/29/2005	49	49.9	50.6	53.0	52.6	54.4	54.7
5/30/2005	48.8	50.2	51.1	52.9	53.1	54.7	54.9
5/31/2005	48.8	50.2	51.4	52.5	53.9	56	56.3

6/1/2005	48.8	50.2	51.3	52.5	53.7	55.6	56.9
6/2/2005	49	50.2	51.2	52.4	53.4	55.2	55.4
6/3/2005	48.8	50.3	51.5	52.4	53.6	55.6	55.7
6/4/2005	49.1	50.3	51.4	52.4	53.7	55.9	56
6/5/2005	49	50.4	51.3	52.6	53.3	55.3	55.5
6/6/2005	49	50.2	50.8	52.6	52.5	54.2	54.4
6/7/2005	49.3	50.1	50.9	52.6	52.4	53.9	53.9
6/8/2005	49.4	50.2	50.6	52.3	51.7	53.2	53.4
6/9/2005	49.4	50.2	51.1	52.3	52.8	54.3	54.2
6/10/2005	49.4	50.6	51.6	52.4	53.7	55.8	55.9
6/11/2005	49.4	50.6	51.7	52.4	53.8	56	56.2
6/12/2005	49.4	50.6	51.6	52.4	53.7	55.7	56
6/13/2005	49.5	50.6	51.6	52.6	53.7	55.7	55.9
6/14/2005	49.7	50.7	51.8	52.7	53.8	55.8	56
6/15/2005	49.6	50.9	51.9	53.0	53.9	55.8	56.1
6/16/2005	49.7	50.6	51.1	52.9	52.4	54.1	54.4
6/17/2005	49.5	50.1	50.9	52.7	52.4	53.5	53.4
6/18/2005	49.7	50.4	50.8	52.5	52.4	53.9	54.1
6/19/2005	49.7	50.8	51.7	52.5	53.3	54.7	54.7
6/20/2005	49.5	51.2	52.2	52.6	54.2	56	56.1
6/21/2005	49.7	51.1	52.2	52.8	54.5	56.5	56.7
6/22/2005	50	51.0	52.0	52.8	54	56	56.3
6/23/2005	49.9	51.2	52.1	53.1	54	55.9	56.2
6/24/2005	50.1	51.1	52.2	53.3	54	55.9	56.1
6/25/2005	50.2	51.1	52.0	53.5	54	55.9	56.2
6/26/2005	50.2	51.3	52.2	53.6	54	55.8	56
6/27/2005	49.8	51.4	52.4	53.5	54.3	56	56.3
6/28/2005	49.6	51.0	52.1	53.4	54	55.9	56.2
6/29/2005	49.4	50.8	51.9	53.4	54	55.9	56.1
6/30/2005	49.6	50.8	51.8	53.3	53.8	55.8	56.1
7/1/2005	49.7	50.8	51.9	53.3	54	56	56.4
7/2/2005	49.7	50.9	51.9	53.3	53.8	55.7	56.1
7/3/2005	49.7	51.1	51.9	53.2	53.6	55.5	55.7
7/4/2005	49.9	51.0	52.0	53.1	53.9	55.7	55.9
7/5/2005	49.9	51.2	52.1	53.1	53.8	55.7	56
7/6/2005	50	51.2	52.2	53.1	53.9	55.7	56.1
7/7/2005	50	51.1	52.3	53.2	54	55.8	56.2
7/8/2005	50.2	50.9	52.2	53.2	54	55.9	56.3
7/9/2005	50.1	51.1	52.4	53.2	54	55.7	56.2
7/10/2005	50.3	51.0	52.3	53.3	54.1	55.9	56.3
7/11/2005	50.3	51.2	52.4	53.4	54	55.8	56.1
7/12/2005	50.4	51.1	52.3	53.4	53.9	55.6	56
7/13/2005	50.5	51.3	52.5	53.4	54	55.6	56
7/14/2005	50.6	51.4	52.6	53.4	54.2	55.8	56.2
7/15/2005	50.7	51.5	52.7	53.5	54.3	55.9	56.3
7/16/2005	50.8	51.6	52.8	53.5	54.4	55.9	56.4
7/17/2005	50.8	51.5	52.6	53.5	54.3	55.8	56.3

7/18/2005	50.8	51.5	52.7	53.5	54.4	55.9	56.4
7/19/2005	50.8	51.6	53.0	53.7	54.7	56.2	56.7
7/20/2005	50.6	52.0	53.1	53.7	54.7	56.2	56.7
7/21/2005	49.8	51.2	52.2	53.6	53.5	54.8	55.3
7/22/2005	49.8	50.7	51.8	53.5	53.4	54.6	55
7/23/2005	49.9	50.8	51.9	53.4	53.5	54.8	55.2
7/24/2005	49.8	51.0	52.2	53.4	53.8	55.2	55.6
7/25/2005	50	51.0	52.1	53.4	53.8	55.1	55.6
7/26/2005	50	51.1	52.2	53.3	53.6	55	55.5
7/27/2005	49.9	51.2	52.4	53.3	54	55.3	55.8
7/28/2005	49.9	51.2	52.4	53.5	54	55.3	55.8
7/29/2005	50.2	51.3	52.5	53.7	54.2	55.6	56
7/30/2005	50.3	51.4	52.7	53.8	54.4	55.9	56.5
7/31/2005	50.2	51.5	52.8	53.9	54.5	56	56.6
8/1/2005	49.6	51.6	52.8	54.1	54.4	55.8	56.4
8/2/2005	50.7	51.5	52.7	54.2	54.3	55.6	56.1
8/3/2005	50.6	51.6	52.6	54.2	54.1	55.3	55.7
8/4/2005	50.8	51.8	52.9	54.3	54.4	55.6	56
8/5/2005	50.7	51.9	53.0	54.4	54.6	55.8	56.3
8/6/2005	50.6	52.0	53.2	54.5	54.7	56	56.5
8/7/2005	50.6	52.1	53.3	54.6	54.9	56.2	56.7
8/8/2005	50.7	52.0	53.2	54.6	54.8	56.1	56.7
8/9/2005	51	52.2	53.5	54.8	55.1	56.4	56.8
8/10/2005	50.6	52.5	53.7	55.0	55.4	56.7	57.2
8/11/2005	50.8	52.6	53.8	55.2	55.6	57	57.5
8/12/2005	50.7	52.8	53.9	55.4	55.6	57	57.6
8/13/2005	51.1	53.0	54.3	55.6	55.9	57.3	57.7
8/14/2005	51	52.5	53.8	55.7	55.8	57.3	57.9
8/15/2005	50.8	52.8	53.9	55.8	55.7	57.1	57.7
8/16/2005	51.2	52.9	54.0	55.9	55.8	57.1	57.6
8/17/2005	50.6	53.0	54.2	56.0	56	57.4	57.9
8/18/2005	50.7	52.6	53.9	56.0	55.8	57.3	57.8
8/19/2005	50.4	52.4	53.5	55.9	55.2	56.6	57.2
8/20/2005	50.4	52.4	53.4	55.8	55.2	56.5	57
8/21/2005	50.5	52.7	53.8	55.8	55.4	56.6	57.1
8/22/2005	50.6	52.8	54.0	55.9	55.7	57	57.4
8/23/2005	50.6	52.8	54.0	55.8	55.8	57.1	57.7
8/24/2005	50.6	52.9	54.1	55.8	55.8	57.1	57.6
8/25/2005	50.8	52.9	54.1	55.8	55.7	56.9	57.7
8/26/2005	51	52.9	54.0	55.9	55.5	56.7	57.1
8/27/2005	51	53.0	54.1	56.0	55.6	56.7	57.1
8/28/2005	51.2	53.0	54.1	56.0	55.8	57.1	57.5
8/29/2005	51	53.4	54.4	56.1	55.9	57.1	57.5
8/30/2005	50.8	53.3	54.4	56.2	55.9	56.9	57.4
8/31/2005	50.7	52.8	54.1	56.2	55.7	56.9	57.3
9/1/2005	50.7	52.5	53.5	56.1	55.1	56.4	56.8
9/2/2005	50.8	52.7	53.7	56.1	55.2	56.3	56.7

9/3/2005	50.9	52.7	53.7	56.0	55.2	56.3	56.7
9/4/2005	50.9	52.8	53.9	56.0	55.3	56.5	56.9
9/5/2005	50.9	52.9	54.0	55.9	55.4	56.5	56.9
9/6/2005	51	53.0	54.1	55.8	55.5	56.5	57
9/7/2005	51.1	53.1	54.1	55.8	55.5	56.5	56.9
9/8/2005	50.9	53.2	54.3	55.9	56	57.1	57.5
9/9/2005	51.6	53.2	54.4	56.1	55.9	57	57.5
9/10/2005	51.5	53.4	54.3	56.1	55.7	56.9	57.3
9/11/2005	51.7	53.1	54.2	56.2	55.4	56.3	56.6
9/12/2005	51.8	53.4	54.2	56.2	55.3	56.1	56.3
9/13/2005	51.8	53.4	54.3	56.3	55.4	56.2	56.6
9/14/2005	51.8	53.4	54.4	56.3	55.6	56.5	56.9
9/15/2005	51.9	53.4	54.4	56.3	55.6	56.6	57
9/16/2005	52	53.7	54.3	56.3	55.5	56.6	57
9/17/2005	52.1	53.5	54.5	56.3	55.5	56.4	56.7
9/18/2005	52.6	53.6	54.6	56.4	55.5	56.4	56.7
9/19/2005	52.7	53.7	54.6	56.4	55.7	56.6	56.9
9/20/2005	52.8	54.2	55.0	56.6	56.1	56.9	57.2
9/21/2005	52.8	54.3	55.4	56.7	56.6	57.6	58.1
9/22/2005	52.8	54.2	55.4	56.9	56.5	57.5	58
9/23/2005	52.8	54.1	55.0	57.0	56.1	57	57.5
9/24/2005	52.8	53.6	54.3	57.0	55.1	55.7	56.1
9/25/2005	53.1	53.6	54.4	56.9	55.1	55.7	56
9/26/2005	53.1	53.8	54.2	56.8	54.8	55.5	55.8
9/27/2005	53.2	53.7	54.6	56.7	55.5	56.2	56.4
9/28/2005	53.2	54.2	55.1	56.6	55.8	56.6	57
9/29/2005	53.4	54.2	55.1	56.6	55.9	56.7	57
9/30/2005	53.5	54.1	55.0	56.6	55.8	56.6	57
10/1/2005	53.5	54.2	54.6	56.5	55.3	56	56.3
10/2/2005	53.7	54.1	54.5	56.4	55.1	55.5	55.7
10/3/2005	53.8	54.2	54.5	56.5	55.1	55.6	55.8
10/4/2005	54.1	54.2	54.6	56.4	55	55.4	55.6
10/5/2005	53.9	54.4	54.8	56.4	55.4	55.8	56
10/6/2005	54.1	54.6	55.0	56.3	55.9	56.3	56.4
10/7/2005	54.1	54.7	54.9	56.2	55.8	56.3	56.5
10/8/2005	54	54.7	55.2	56.5	56.2	56.6	56.8
10/9/2005	54.2	54.8	55.1	56.6	56	56.5	56.6
10/10/2005	54.2	54.7	55.1	56.7	56	56.4	56.6
10/11/2005	54.4	54.9	55.2	56.8	56.1	56.5	56.7
10/12/2005	54.7	54.9	55.3	56.9	56.1	56.5	56.6
10/13/2005	54.5	55.3	55.6	57.0	56.3	56.6	56.8
10/14/2005	54.8	55.1	55.5	57.1	56.4	56.9	57.1
10/15/2005	54.8	55.3	55.3	57.1	56.2	56.6	57
10/16/2005	54.9	55.3	55.7	57.1	56.3	56.5	56.6
10/17/2005	55.2	55.4	55.8	57.2	56.6	57	57.2
10/18/2005	55.1	55.6	55.9	57.3	56.6	57	57.2
10/19/2005	55.4	55.6	55.8	57.3	56.8	57.2	57.5

10/20/2005	55.1	55.7	55.9	57.3	56.6	56.8	56.9
10/21/2005	55.2	55.8	56.1	57.4	56.7	57	57.2
10/22/2005	55.4	55.7	55.9	57.5	56.7	57	57.1
10/23/2005	55.5	55.7	55.9	57.5	56.6	56.9	57.1
10/24/2005	55.7	55.9	56.0	57.4	56.7	57	57.1
10/25/2005	55.7	55.9	56.0	57.4	56.7	57	57.1
10/26/2005	55.5	56.0	56.0	57.3	56.7	56.9	57
10/27/2005	55.8	55.9	55.8	57.1	56.4	56.5	56.6
10/28/2005	55.6	55.7	55.5	56.7	55.9	56	56.2
10/29/2005	56	55.9	55.8	56.6	56.3	56.3	56.2
10/30/2005	55.9	55.9	55.8	56.6	56	56	56
10/31/2005	55.9	56.2	56.1	56.7	56.3	56.2	56.2
5/1/2006	48.5	49.0	50.3	51.4	52.6	54.7	54.9
5/2/2006	47.1	49.1	50.4	51.7	52.8	54.9	55
5/3/2006	47.1	49.5	51.0	52.0	53.5	55.5	55.7
5/4/2006	46.8	49.4	51.2	52.3	54.2	56.5	56.7
5/5/2006	46.8	49.4	51.3	52.6	54.6	57	57.3
5/6/2006	46.8	49.7	51.6	52.8	54.8	57.4	57.7
5/7/2006	48	49.9	50.8	52.8	53.4	56	56.5
5/8/2006	47.9	49.2	50.3	52.7	52.2	54.3	54.5
5/9/2006	47.8	49.1	50.0	52.6	51.8	53.8	54
5/10/2006	47.8	49.0	49.8	52.3	51.7	53.7	53.9
5/11/2006	48.1	49.1	49.8	52.0	52.1	54	54.2
5/12/2006	48	49.5	50.4	51.9	52.8	54.8	54.9
5/13/2006	48.3	49.4	50.4	51.7	52.8	55	55.3
5/14/2006	48.6	49.6	50.7	51.7	53.3	55.5	55.7
5/15/2006	48.8	49.6	50.8	51.9	53.3	55.6	56
5/16/2006	48.1	49.5	50.6	51.9	53.4	55.8	56
5/17/2006	48.1	49.7	50.7	52.1	53.6	56.1	56.4
5/18/2006	48.1	49.7	50.7	52.3	53.7	56.3	56.6
5/19/2006	48.2	49.3	49.9	52.0	52.1	54.4	54.9
5/20/2006	48.2	49.4	50.0	51.8	52	53.6	53.7
5/21/2006	48.2	49.3	49.9	51.6	51.7	53.3	54.1
5/22/2006	48.1	49.3	50.0	51.4	51.7	53.3	54.7
5/23/2006	48.3	49.3	49.9	51.2	51.6	53.1	53.4
5/24/2006	48.3	49.5	50.0	50.9	51.5	53	53.4
5/25/2006	48.1	49.6	50.3	50.8	52.1	53.6	53.8
5/26/2006	48.1	49.7	50.4	51.0	52.2	53.6	53.9
5/27/2006	48.2	49.7	50.3	51.2	51.9	53.2	53.5
5/28/2006	48.3	49.6	50.4	51.4	52	53.2	53.4
5/29/2006	48.3	49.8	50.7	51.6	52.4	53.8	54
5/30/2006	48.4	49.7	50.7	51.8	52.5	54.1	54.4
5/31/2006	48.4	49.6	50.3	51.8	52.1	53.9	54.3
6/1/2006	48.4	49.5	50.1	51.7	51.6	53.3	53.6
6/2/2006	48.4	49.6	50.4	51.7	52.3	54.1	54.3
6/3/2006	48.4	49.7	50.4	51.6	52.6	54.5	54.8
6/4/2006	48.4	49.9	50.8	51.6	53.1	54.9	55.2

6/5/2006	48.5	49.9	50.9	51.7	53.2	55.2	55.5
6/6/2006	48.5	50.1	51.0	51.7	53.3	55.4	55.7
6/7/2006	48.3	50.1	51.0	51.9	53.6	55.8	55.9
6/8/2006	48.4	49.9	50.7	52.1	52.8	54.9	55.3
6/9/2006	48.3	50.1	50.9	52.2	52.7	54.7	55.1
6/10/2006	48.3	50.0	50.8	52.3	52.7	54.7	55.1
6/11/2006	48.4	49.9	50.7	52.2	52.5	54.6	55
6/12/2006	48.4	50.0	50.9	52.2	52.6	54.5	54.9
6/13/2006	48.3	49.9	50.5	52.1	52.1	54	54.4
6/14/2006	48.9	49.7	50.3	51.9	51.6	53.3	53.5
6/15/2006	49	50.5	51.1	52.0	52.4	54	54.1
6/16/2006	48.5	50.8	51.9	52.2	53.9	55.8	56
6/17/2006	48.5	50.3	51.3	52.2	53.4	55.6	56
6/18/2006	48.6	50.2	51.2	52.3	53	55	55.3
6/19/2006	48.7	50.2	51.2	52.4	53.1	55.2	55.5
6/20/2006	48.6	50.1	51.1	52.5	52.9	54.9	55.2
6/21/2006	48.5	49.9	50.9	52.6	53	55	55.4
6/22/2006	48.6	49.9	50.8	52.5	52.6	54.6	55
6/23/2006	48.6	50.0	51.0	52.4	52.8	54.8	55.1
6/24/2006	48.6	50.0	51.0	52.3	52.8	54.9	55.2
6/25/2006	48.6	50.1	51.0	52.3	53	55.2	55.6
6/26/2006	48.6	50.1	51.0	52.2	52.9	55.1	55.5
6/27/2006	48.7	50.2	51.1	52.2	53	55.2	55.6
6/28/2006	48.7	50.1	50.7	52.1	52.2	54.2	54.7
6/29/2006	48.8	50.1	51.1	52.1	52.8	54.8	55
6/30/2006	48.9	50.4	51.4	52.2	53.2	55.2	55.6
7/1/2006	48.9	50.3	51.3	52.3	53	55	55.4
7/2/2006	49	50.5	51.5	52.4	53.3	55.2	55.6
7/3/2006	49	50.5	51.5	52.5	53.3	55.3	55.7
7/4/2006	49	50.5	51.4	52.6	53	54.9	55.4
7/5/2006	49.1	50.4	51.4	52.9	53	54.9	55.2
7/6/2006	49.2	50.6	51.5	52.9	53.1	54.8	55.2
7/7/2006	49.2	50.7	51.6	53.0	53.3	55.1	55.4
7/8/2006	49.3	50.7	51.7	53.1	53.4	55.2	55.6
7/9/2006	49.4	50.8	51.8	53.1	53.5	55.3	55.8
7/10/2006	49.3	50.9	52.0	53.2	53.7	55.5	55.9
7/11/2006	49.5	50.9	51.9	53.3	53.7	55.5	55.9
7/12/2006	49.8	51.0	51.9	53.4	53.8	55.3	55.8
7/13/2006	49.8	51.0	51.9	53.4	53.8	55.2	55.7
7/14/2006	49.8	51.1	52.0	53.5	53.8	55.3	55.9
7/15/2006	50	51.1	51.9	53.5	53.6	55.1	55.6
7/16/2006	50	51.2	52.0	53.5	53.7	55.1	55.6
7/17/2006	50.1	51.3	52.3	53.5	54.1	55.5	55.9
7/18/2006	49.7	51.4	52.3	53.5	54.2	55.7	56.3
7/19/2006	49.5	50.8	51.7	53.4	53.6	55.1	55.7
7/20/2006	49.5	50.7	51.5	53.3	53.3	54.7	55.2
7/21/2006	49.5	50.6	51.2	53.0	52.6	53.9	54.4

7/22/2006	49.5	50.7	51.5	53.0	53.1	54.4	54.7
7/23/2006	49.5	51.2	52.0	53.0	53.8	55.3	55.7
7/24/2006	49.6	51.2	52.0	52.9	53.8	55.4	55.9
7/25/2006	49.9	51.3	52.3	52.9	54	55.5	55.9
7/26/2006	50.1	51.2	52.0	53.0	53.8	55.3	55.8
7/27/2006	50	51.4	52.1	53.1	53.7	55.1	55.6
7/28/2006	50	51.4	52.3	53.3	54	55.3	55.8
7/29/2006	50.2	51.4	52.3	53.4	54	55.4	55.9
7/30/2006	50.3	51.5	52.2	53.3	53.8	55	55.5
7/31/2006	50.3	51.5	52.2	53.3	53.6	54.8	55.2
8/1/2006	50.4	51.6	52.3	53.2	53.8	55	55.3
8/2/2006	50.5	51.8	52.5	53.3	54	55	55.4
8/3/2006	50.7	51.7	52.6	53.4	54.2	55.4	55.7
8/4/2006	50.8	51.8	52.6	53.5	54.2	55.4	55.8
8/5/2006	50.8	51.9	52.7	53.6	54.2	55.4	55.9
8/6/2006	51	52.0	52.8	53.8	54.3	55.5	56
8/7/2006	50	52.3	53.2	54.0	54.7	55.9	56.4
8/8/2006	49.6	51.5	52.5	54.0	54.3	55.7	56.2
8/9/2006	49.6	51.2	52.1	54.0	53.8	55	55.5
8/10/2006	49.6	51.3	52.2	53.9	53.7	55	55.4
8/11/2006	49.8	51.4	52.2	53.8	53.8	55	55.4
8/12/2006	49.7	51.5	52.2	53.7	53.7	54.9	55.3
8/13/2006	49.6	51.5	52.3	53.7	53.8	55	55.4
8/14/2006	49.7	51.5	52.3	53.6	53.8	55.1	55.5
8/15/2006	49.7	51.7	52.5	53.7	54	55.2	55.6
8/16/2006	49.5	51.8	52.7	53.8	54.1	55.3	55.8
8/17/2006	49.3	51.2	52.2	53.8	53.8	55	55.5
8/18/2006	49.4	50.7	51.6	53.7	53.1	54.3	54.8
8/19/2006	49.8	50.8	51.6	53.7	53.1	54.2	54.5
8/20/2006	50	50.9	51.6	53.5	53	54.2	54.6
8/21/2006	49.8	50.8	51.6	53.4	53	54.1	54.4
8/22/2006	49.3	50.9	51.7	53.2	53.1	54.2	54.5
8/23/2006	49	51.0	51.7	53.1	53.1	54.3	54.6
8/24/2006	49.2	51.0	51.8	53.1	53.1	54.1	54.5
8/25/2006	49.2	51.2	52.2	53.2	53.7	54.7	55
8/26/2006	49.2	51.3	52.2	53.3	53.8	55	55.4
8/27/2006	49.1	51.4	52.3	53.5	53.9	55	55.5
8/28/2006	49.5	51.3	52.3	53.7	54.1	55.3	55.7
8/29/2006	49.4	51.6	52.5	53.9	54	55.3	55.7
8/30/2006	49.5	51.7	52.6	54.0	54.2	55.4	55.8
8/31/2006	49.7	51.3	52.2	54.1	53.9	55.1	55.5
9/1/2006	49.6	51.4	52.2	54.2	53.6	54.7	55.1
9/2/2006	49.9	51.6	52.4	54.2	53.8	54.8	55.2
9/3/2006	49.8	51.4	52.4	54.2	53.8	54.9	55.2
9/4/2006	50.2	51.5	52.3	54.2	53.6	54.8	55.2
9/5/2006	49.6	51.5	52.3	54.1	53.8	54.9	55.3
9/6/2006	49.5	51.7	52.5	54.1	53.8	54.9	55.2

9/7/2006	49.6	51.9	52.9	54.2	54.3	55.3	55.7
9/8/2006	49.3	51.9	52.8	54.2	54.5	55.7	56.1
9/9/2006	49.2	51.5	52.5	54.1	54	55.1	55.5
9/10/2006	49.3	51.4	52.3	54.1	53.7	54.8	55.1
9/11/2006	49.5	51.2	52.2	54.1	53.7	54.8	55.3
9/12/2006	49.5	51.3	52.2	54.1	53.6	54.8	55.2
9/13/2006	49.8	51.4	52.4	54.1	53.8	55	55.4
9/14/2006	49.6	51.5	52.4	54.0	53.8	54.9	55.4
9/15/2006	49.6	51.3	51.8	53.8	53	54	54.4
9/16/2006	49.4	51.2	51.8	53.7	52.9	53.7	53.7
9/17/2006	49.6	51.3	52.1	53.7	53.3	54.1	54.3
9/18/2006	49.5	51.2	51.9	53.5	53.2	54.3	54.6
9/19/2006	49.6	51.2	52.0	53.5	53.3	54.3	54.5
9/20/2006	49.4	51.4	52.1	53.4	53.1	54.2	54.4
9/21/2006	49.6	51.4	52.3	53.4	53.5	54.6	54.8
9/22/2006	49.7	51.3	52.0	53.6	53.1	54.1	54.3
9/23/2006	50	51.4	52.2	53.7	53.3	54.3	54.4
9/24/2006	49.9	51.3	52.2	53.7	53.2	54.2	54.4
9/25/2006	50.1	51.4	52.2	53.8	53.2	54.3	54.5
9/26/2006	50.2	51.4	52.2	53.8	53.3	54.4	54.6
9/27/2006	50.3	51.6	52.4	53.9	53.4	54.5	54.7
9/28/2006	50.3	51.6	52.4	53.9	53.6	54.8	55
9/29/2006	50.1	51.6	52.3	53.9	53.6	54.8	55
9/30/2006	50.2	51.6	52.3	53.9	53.6	54.8	55.1
10/1/2006	50.3	51.6	52.3	53.9	53.5	54.6	54.8
10/2/2006	50.7	51.4	52.2	53.9	53.4	54.4	54.6
10/3/2006	50.6	51.3	52.0	53.8	53.3	54.5	54.8
10/4/2006	50.8	51.4	51.8	53.6	52.9	54	54.2
10/5/2006	51	51.2	51.8	53.5	52.8	53.8	53.9
10/6/2006	51.2	51.5	52.2	53.6	53.1	54.1	54.1
10/7/2006	51.1	51.6	52.3	53.7	53.5	54.6	54.8
10/8/2006	51.2	51.7	52.6	53.8	53.6	54.5	54.7
10/9/2006	51.2	51.9	52.7	53.9	54	55	55.2
10/10/2006	51.2	51.9	52.6	54.1	53.4	54.4	54.5
10/11/2006	51.2	51.9	52.6	54.3	53.5	54.3	54.4
10/12/2006	51.4	52.0	52.7	54.5	53.5	54.5	54.6
10/13/2006	51.5	51.9	52.6	54.4	53.6	54.6	54.7
10/14/2006	51.8	52.1	52.7	54.3	53.6	54.5	54.6
10/15/2006	51.7	52.2	52.8	54.2	53.6	54.6	54.7
10/16/2006	51.8	52.3	53.0	54.2	54.1	55	55.1
10/17/2006	52	52.4	52.8	54.2	53.4	54.2	54.5
10/18/2006	51.9	52.3	52.8	54.2	53.4	54	54.2
10/19/2006	52.2	52.4	53.1	54.2	53.9	54.6	54.8
10/20/2006	52.4	52.6	53.3	54.4	54.2	55.2	55.6
10/21/2006	52.5	52.7	53.1	54.5	53.8	54.6	55
10/22/2006	52.3	52.7	53.2	54.7	53.6	54.3	54.5
10/23/2006	52.7	52.8	53.2	54.7	53.7	54.5	54.7

10/24/2006	52.7	52.8	53.2	54.8	53.7	54.4	54.6
10/25/2006	52.4	52.8	53.0	54.7	53	53.5	53.7
10/26/2006	52.6	52.8	53.1	54.6	53.1	53.5	53.5
10/27/2006	52.7	52.7	53.0	54.5	53.1	53.5	53.6
10/28/2006	52.9	52.8	52.9	54.4	53	53.4	53.4
10/29/2006	53	52.9	52.9	54.3	52.9	53.3	53.3
10/30/2006	53	53.0	53.0	54.1	52.8	53.1	53.2
10/31/2006	53.1	53.0	52.9	54.0	52.6	52.8	52.9
5/1/2007	48.5	49.3	50.2	53.7	51.8	53.5	54
5/2/2007	49.4	49.1	50.0	53.0	51.7	52.6	52.1
5/3/2007	50.1	49.8	50.1	52.2	51.1	51.9	52.6
5/4/2007	50.1	50.4	51.0	52.1	52.3	52.9	53
5/5/2007	50.3	50.6	51.5	52.2	53	53.9	54.2
5/6/2007	50.4	50.9	52.0	52.3	53.9	55	55.4
5/7/2007	48.5	51.3	52.7	52.6	55	56.5	56.9
5/8/2007	48.5	50.4	52.2	53.1	55	56.7	57.3
5/9/2007	48.7	49.7	51.3	53.5	53.9	55.7	56.4
5/10/2007	48.7	49.8	51.1	53.7	53.6	55.4	56
5/11/2007	48.6	49.8	50.9	53.7	53	54.6	55.3
5/12/2007	48.8	49.6	50.8	53.5	52.7	53.9	54.6
5/13/2007	48.5	49.8	50.9	53.4	52.7	54	54.7
5/14/2007	48.8	49.6	50.9	53.1	52.8	54.2	54.9
5/15/2007	48.9	49.7	50.8	52.8	52.3	53.6	54.3
5/16/2007	49	49.8	51.1	52.8	52.9	54.2	54.9
5/17/2007	49	49.9	51.2	52.8	53	54.4	55.3
5/18/2007	48.8	49.9	51.2	52.9	53	54.4	55.2
5/19/2007	48.7	49.9	51.1	52.8	52.8	54.3	55.1
5/20/2007	48.8	49.7	51.1	52.8	52.8	54	54.6
5/21/2007	48.2	49.8	51.0	52.8	52.7	53.9	54.6
5/22/2007	48.3	49.3	50.7	52.8	52.5	53.6	54.3
5/23/2007	48.4	49.4	50.7	52.8	52.4	53.5	54.2
5/24/2007	48.4	49.4	50.8	52.8	52.7	54	54.8
5/25/2007	48.7	49.5	50.9	52.8	52.6	53.9	54.7
5/26/2007	48.8	49.7	50.9	52.8	53	54.4	55.1
5/27/2007	49	49.8	51.0	52.8	53.1	54.5	55.4
5/28/2007	48.8	50.0	51.1	52.9	53	54.4	55.2
5/29/2007	48.2	49.9	50.9	52.9	52.9	54.2	55
5/30/2007	48.8	49.5	50.8	52.9	53	54.4	55.3
5/31/2007	48.6	49.9	50.7	52.9	52.9	54.3	55.2
6/1/2007	49.1	50.1	50.9	53.0	53.3	54.7	55.6
6/2/2007	48.8	50.3	51.4	53.0	53.3	54.6	55.5
6/3/2007	48.8	50.0	51.0	53.0	53	54.4	55.2
6/4/2007	48.8	49.9	50.7	52.9	52.5	53.7	54.5
6/5/2007	49	49.8	50.8	52.8	52.3	53.3	54.1
6/6/2007	49.1	49.9	50.7	52.7	52.3	53.2	53.8
6/7/2007	49.2	50.1	51.0	52.7	52.6	53.7	54.3
6/8/2007	49	50.3	50.9	52.7	53	54.1	54.6

6/9/2007	49.3	50.4	51.1	52.6	53	54.2	54.7
6/10/2007	49.4	50.5	51.2	52.6	53.5	54.5	54.9
6/11/2007	49.7	50.6	51.4	52.8	53.9	55.1	55.5
6/12/2007	49.8	50.7	51.4	53.0	54	55.2	55.8
6/13/2007	49.6	50.9	51.5	53.2	54.5	55.8	56.4
6/14/2007	49.8	50.7	51.6	53.3	54.7	56.2	56.9
6/15/2007	50	51.0	52.0	53.5	54.6	56	56.7
6/16/2007	50.6	50.9	52.0	53.8	54.2	55.6	56.3
6/17/2007	51.5	51.3	52.0	53.9	54.1	55.2	55.8
6/18/2007	50.6	52.1	52.8	54.1	54.8	55.7	56.2
6/19/2007	51	51.5	52.6	54.2	54.7	55.9	56.5
6/20/2007	51.1	51.8	52.5	54.3	54.4	55.4	55.9
6/21/2007	51.2	51.8	52.5	54.4	54.6	55.6	56.1
6/22/2007	49.8	51.8	52.6	54.3	54.4	55.4	56
6/23/2007	49.8	51.0	52.1	54.2	54	55	55.5
6/24/2007	49.8	50.9	51.6	54.1	53.4	54.4	54.9
6/25/2007	50.3	51.1	52.0	53.9	53.9	54.7	55.1
6/26/2007	50.3	51.4	52.6	53.8	53.8	54.8	55.2
6/27/2007	50.6	51.5	52.9	53.7	54.2	55	55.5
6/28/2007	50.7	51.7	53.0	53.7	54.3	55.4	55.9
6/29/2007	50.8	51.9	53.0	53.7	54.5	55.5	56
6/30/2007	51.2	51.8	52.8	53.7	54.2	55.1	55.6
7/1/2007	51.1	52.1	53.2	53.9	54.5	55.3	55.7
7/2/2007	50.8	52.1	53.0	54.0	54.5	55.3	55.8
7/3/2007	50.9	51.9	52.8	53.9	54.5	55.4	55.9
7/4/2007	51.1	52.0	53.3	54.0	54.7	55.7	56.1
7/5/2007	51.4	52.3	53.2	54.0	54.8	55.9	56.4
7/6/2007	51.6	52.5	53.5	54.1	55	56	56.5
7/7/2007	51.7	52.6	53.5	54.2	55.2	56.2	56.7
7/8/2007	52	52.8	53.8	54.4	55.4	56.4	56.9
7/9/2007	51.8	53.0	54.0	54.5	55.6	56.6	57.1
7/10/2007	52.5	53.0	53.9	54.7	55.5	56.5	56.9
7/11/2007	51.8	53.2	53.8	54.7	54.7	55.6	56
7/12/2007	51.9	52.9	53.6	54.8	55	55.9	56.1
7/13/2007	52.2	53.1	53.9	54.9	55.4	56.4	56.7
7/14/2007	52.3	53.3	54.1	55.0	55.4	56.5	56.7
7/15/2007	52.7	53.5	54.2	55.0	55.7		57
7/16/2007	52.9	53.7	54.5	55.1	55.9		57.2
7/17/2007	52.4	53.8	54.4	55.2	55.8	56.8	57.1
7/18/2007	52.3	53.3	53.9	55.3	55.1		56.6
7/19/2007	52.5	53.2	53.9	55.3	55.3		56.6
7/20/2007	52.9	53.5	54.2	55.4	55.7	56.4	57
7/21/2007	53.1	53.8	54.5	55.5	56	56.6	57.3
7/22/2007	52.5	54.0	54.8	55.5	56.3	57	57.7
7/23/2007	52.5	53.4	54.8	55.6	56.4	57.2	58
7/24/2007	51.5	53.5	54.5	55.6	56.1	56.8	57.6
7/25/2007	50.8	52.4	53.7	55.5	55.7	56.6	57.5

7/26/2007	50.9	51.9	52.9	55.4	54.4	55.1	55.9
7/27/2007	51	52.0	53.0	55.2	54.5	55.1	55.8
7/28/2007	50.6	52.1	53.1	55.0	54.6	55.4	56
7/29/2007	50.7	52.1	53.1	54.8	54.7	55.5	56.2
7/30/2007	50.7	52.2	53.2	54.5	54.6	55.4	56.1
7/31/2007	50.7	52.3	53.3	54.4	54.9	55.6	56.3
8/1/2007	51.5	52.3	53.3	54.5	54.8	55.5	56.3
8/2/2007	52.1	52.5	53.5	54.7	55	55.7	56.4
8/3/2007	52.3	52.9	53.9	54.9	55.5	56.2	56.9
8/4/2007	52.5	53.0	54.1	55.1	55.6	56.4	57.1
8/5/2007	52.4	53.1	54.0	55.3	55.5	56.1	56.8
8/6/2007	52.7	53.1	54.0	55.4	55.5	56	56.8
8/7/2007	52.5	53.2	54.2	55.6	55.5	56	56.6
8/8/2007	51.9	53.0	54.2	55.8	55.6	56.2	56.9
8/9/2007	51.3	52.8	53.9	55.8	55.4	56.1	56.8
8/10/2007	51.2	52.4	53.6	55.8	55.1	55.9	56.7
8/11/2007	51.2	52.3	53.5	55.7	54.8	55.5	56.2
8/12/2007	51.7	52.2	53.3	55.5	54.6	55.3	56
8/13/2007	51	52.5	53.5	55.5	54.6	55.2	55.9
8/14/2007	50.5	52.2	53.4	55.4	54.8	55.5	56.3
8/15/2007	51.1	52.1	53.3	55.3	54.5	55.5	56
8/16/2007	51.3	52.5	53.6	55.2	55	55.9	56.4
8/17/2007	50	52.7	53.9	55.3	55.2	56.1	56.6
8/18/2007	49.8	52.0	53.6	55.4	55.3	56.3	55.8
8/19/2007	49.8	51.6	52.9	55.3	54.3	55.4	56.2
8/20/2007	50	51.5	52.9	55.3	54.5	55.6	56.1
8/21/2007	50.2	51.9	53.2	55.3	54.7	55.9	56.4
8/22/2007	50.3	52.0	53.4	55.3	55	56.2	56.9
8/23/2007	50.5	51.9	53.4	55.3	55	56.2	56.8
8/24/2007	50.5	52.0	53.5	55.3	55	56.2	56.9
8/25/2007	50.6	52.2	53.7	55.3	55.2	56.4	57.1
8/26/2007	50.8	52.2	53.7	55.5	55.4	56.6	57.3
8/27/2007	50.8	52.3	53.7	55.6	55.2	56.4	57
8/28/2007	51.1	52.4	53.7	55.7	55.2	56.3	56.9
8/29/2007	51.3	52.4	53.6	55.7	55	56.1	56.7
8/30/2007	51.3	52.5	53.7	55.8	55.2	56.4	57
8/31/2007	51.7	52.9	54.2	55.9	55.9	57.1	57.7
9/1/2007	50.8	53.2	54.4	56.0	56.1	57.3	58.1
9/2/2007	50.8	52.8	54.2	56.1	55.7	56.9	57.5
9/3/2007	51	52.3	53.5	56.1	55.2	56.3	56.9
9/4/2007	51.3	52.5	53.7	56.1	55.2	56.3	56.9
9/5/2007	51.1	52.8	54.0	56.2	55.5	56.6	57.2
9/6/2007	51.1	52.8	54.1	56.2	55.6	56.8	57.3
9/7/2007	51	52.6	53.7	56.1	55.2	56.4	57
9/8/2007	51.1	52.4	53.1	55.9	54.8	56	56.7
9/9/2007	51.4	52.4	53.4	55.7	54.8	55.8	56.3
9/10/2007	51.6	52.6	53.6	55.7	55.2	56.3	56.8

9/11/2007	51.8	52.9	53.8	55.7	55.2	56.4	57
9/12/2007	52.1	53.1	54.2	55.7	55.7	56.9	57.4
9/13/2007	52.5	53.4	53.9	55.6	55.4	56.6	57.3
9/14/2007	52.7	53.3	54.2	55.7	55.4	56.3	56.8
9/15/2007	52.8	53.7	54.6	56.0	55.7	56.5	56.9
9/16/2007	53.6	53.9	55.0	56.3	56	57	57.4
9/17/2007	53.1	55.6	55.9	56.8	56.6	57.5	57.9
9/18/2007	53.2	55.4	56.6	57.3	58.1	58.9	59.1
9/19/2007	53.5	54.4	54.8	57.2	55.9	56.8	57.4
9/20/2007	53.5	54.1	55.0	57.4	55.9	56.4	56.5
9/21/2007	53.8	54.5	55.3	57.6	56.3	57	57.3
9/22/2007	54.2	54.5	54.5	57.2	55.4	56.3	56.8
9/23/2007	54.5	54.6	55.3	57.2	56.3	56.7	56.8
9/24/2007	52.5	55.0	55.5	57.0	56.2	56.8	57.1
9/25/2007	52.5	54.6	55.7	56.9	56.5	57.1	57.4
9/26/2007	52.7	53.5	54.6	57.2	55.9	56.8	57.3
9/27/2007	52.9	53.6	54.4	57.2	55.5	56.3	56.7
9/28/2007	53	53.6	53.9	56.8	55	55.9	56.3
9/29/2007	53.4	53.5	54.1	57.1	54.5	55	55.1
9/30/2007	53.3	53.7	54.1	57.0	54.7	55.2	55.4
10/1/2007	53.5	54.0	54.7	56.8	55.8	56.4	56.6
10/2/2007	53.6	54.2	55.0	56.7	55.6	56.2	56.5
10/3/2007	54.2	54.4	55.1	56.8	55.7	56.3	56.6
10/4/2007	54	54.4	54.7	56.8	55.4	55.8	56
10/5/2007	54.2	54.3	54.6	57.0	54.9	55.3	55.5
10/6/2007	54.1	54.4	54.8	57.1	55	55.3	55.3
10/7/2007	54.3	54.7	55.4	57.5	55.7	56	56.1
10/8/2007	54.3	54.8	55.4	57.8	56	56.4	56.6
10/9/2007	54.4	54.8	55.0	57.6	55.7	56.2	56.4
10/10/2007	53.4	54.9	55.1	57.3	55.9	56.4	56.7
10/11/2007	52.3	54.8	54.6	57.0	55.2	55.5	55.6
10/12/2007	52.4	53.8	54.3	56.8	55.4	55.7	55.8
10/13/2007	55	53.5	54.0	56.6	54.9	55.4	55.6
10/14/2007	54.8	54.7	54.7	56.4	55.2	55.7	56
10/15/2007	54.9	55.3	55.4	56.1	56	56.5	56.8
10/16/2007	55	55.3	55.0	55.9	55.8	56.1	56.2
10/17/2007	56.2	55.2	55.1	55.9	55.8	56	56
10/18/2007	55.5	55.4	55.0	55.9	55.6	56	56
10/19/2007	55.4	55.8	55.6	56.1	56.1	56.5	56.4
10/20/2007	56.3	55.6	54.9	56.3	56	56.4	56.2
10/21/2007	56.6	55.6	54.9	56.3	55.5	55.8	55.6
10/22/2007	56	56.0	55.9	56.6	56.3	56.6	56.4
10/23/2007	55.8	56.2	56.1	57.0	56.8	57.3	57.2
10/24/2007	55.8	56.2	56.1	57.3	57	57.5	57.4
10/25/2007	56.4	56.3	56.1	57.5	56.7	57.2	57.2
10/26/2007	55.9	56.1	55.6	57.5	56.1	56.5	56.5
10/27/2007	55.8	56.0	55.9	57.6	56.4	56.6	56.3

10/28/2007	56.2	56.1	55.8	57.6	56.5	56.8	56.8
10/29/2007	56.3	56.2	56.2	57.5	56.8	57.2	57.1
10/30/2007	56.5	56.4	56.6	57.4	57.3	57.8	57.8
10/31/2007	56.7	56.5	56.2	57.4	57	57.4	57.4
5/1/2008	48	48.5	49.9	52.1	51	52.4	52.7
5/2/2008	47.8	49.0	50.5	52.1	51.3	52.8	53.1
5/3/2008	47.8	48.9	50.8	52.0	52.1	53.5	53.8
5/4/2008	47.7	49.1	50.9	52.0	52.2	54	54.3
5/5/2008	47.8	49.1	51.1	52.0	52.7	54.5	54.9
5/6/2008	47.8	49.3	50.8	52.1	52.8	55	55.4
5/7/2008	47.9	49.2	50.7	52.3	52.9	54.8	55.4
5/8/2008	47.9	49.2	50.4	52.4	52.6	54.4	54.9
5/9/2008	48	49.2	50.5	52.6	52.8	54.5	55
5/10/2008	48.1	49.2	50.3	52.6	52.6	54.4	55
5/11/2008	48.1	49.4	50.6	52.6	52.8	54.6	55.1
5/12/2008	48.5	49.4	50.5	52.6	52.6	54.2	54.7
5/13/2008	48.1	49.6	50.7	52.7	52.8	54.4	54.8
5/14/2008	48.4	49.7	51.3	52.8	53.8	55.6	56.1
5/15/2008	48.8	49.7	51.2	52.9	53.7	55.7	56.3
5/16/2008	48.6	50.2	51.6	53.1	54.2	56.2	56.8
5/17/2008	48.7	50.2	51.8	53.3	54.6	57.1	57.8
5/18/2008	48.9	50.1	51.5	53.4	54.3	57	57.7
5/19/2008	49	50.1	51.4	53.5	54	56.3	56.9
5/20/2008	49.1	50.0	51.0	53.5	52.9	55	55.8
5/21/2008	49.4	49.8	50.8	53.4	52.6	54.1	54.4
5/22/2008	49.5	50.3	51.1	53.4	52.6	53.9	54.2
5/23/2008	49.2	50.1	50.8	53.2	52.2	53.3	53.8
5/24/2008	49	49.7	50.3	52.7	51.6	52.8	53.3
5/25/2008	49.7	49.6	50.1	52.4	51.6	52.8	53.1
5/26/2008	49.6	50.2	50.7	52.2	52	53.1	53.4
5/27/2008	49.7	50.2	51.2	52.2	52.8	53.9	54.2
5/28/2008	49.7	50.5	51.4	52.2	53.2	54.5	54.9
5/29/2008	49.9	50.6	51.7	52.3	53.5	54.9	55.4
5/30/2008	50.1	50.8	51.9	52.5	53.9	55.3	55.8
5/31/2008	50.1	51.0	52.2	53.0	54.1	55.6	56.2
6/1/2008	50.3	51.1	52.2	53.5	54.2	55.7	56.2
6/2/2008	50.6	51.5	52.5	53.8	54.3	55.8	56.3
6/3/2008	50.2	51.9	52.9	54.1	54.6	56.1	56.5
6/4/2008	51	51.7	52.8	54.3	54.5	55.9	56.3
6/5/2008	50.7	52.0	53.1	54.5	54.7	55.9	56.3
6/6/2008	50.8	52.1	53.3	54.8	54.9	56	56.6
6/7/2008	51	52.1	53.2	55.0	54.8	55.7	56.5
6/8/2008	50.8	52.3	53.6	55.3	55.1	56.1	56.9
6/9/2008	51.3	52.5	54.0	55.6	55.8	56.9	57.7
6/10/2008	51.9	52.6	53.7	55.8	55.4	56.6	57.5
6/11/2008	51.3	52.7	53.8	56.0	55.2	56.1	56.8
6/12/2008	51.7	52.8	54.0	56.2	55.6	56.5	57.2

6/13/2008	51.3	53.2	54.3	56.4	55.8	56.7	57.5
6/14/2008	52	52.9	54.1	56.5	55.8	57.1	58
6/15/2008	52.1	53.0	54.2	56.5	55.8	56.9	57.8
6/16/2008	52.3	53.2	54.4	56.5	56.1	57.2	58
6/17/2008	52.3	53.4	54.4	56.5	56	57.1	58
6/18/2008	52.7	53.4	54.4	56.5	55.8	56.7	57.4
6/19/2008	53	53.6	54.5	56.4	55.7	56.5	57.1
6/20/2008	53.1	53.9	54.8	56.4	56.1	56.9	57.6
6/21/2008	53.3	53.8	54.4	56.2	55.5	56.4	
6/22/2008	53.3	53.8	54.6	56.2	55.8	56.5	
6/23/2008	53.7	53.8	54.7	56.1	55.9	56.7	
6/24/2008	53.8	54.2	55.0	56.2	56	56.5	57.2
6/25/2008	54	54.3	55.0	56.1	56	56.6	57.3
6/26/2008	54.4	54.6	55.6	56.3	56.7	57.2	57.8
6/27/2008	53.3	55.0	56.1	56.5	57.4	58.2	58.9
6/28/2008	53.7	54.2	55.2	56.7	56.8	58	58.9
6/29/2008	54	54.3	55.2	56.7	56.4	57.2	57.9
6/30/2008	53.9	54.6	55.5	56.9	56.7	57.6	58.3
7/1/2008	53.2	54.5	55.3	56.9	56.7	57.5	58.2
7/2/2008	53.2	53.8	55.0	57.0	56.5	57.4	58.2
7/3/2008	53.2	54.0	54.9	56.9	56.3	57.2	58
7/4/2008	53.4	54.0	55.0	56.7	56.5	57.4	58.2
7/5/2008	53.9	54.2	55.0	56.8	56.1	56.9	57.6
7/6/2008	53.1	54.4	55.6	56.9	57	57.6	58.2
7/7/2008	52.7	54.0	55.3	56.9	57.1	58.1	59
7/8/2008	52.3	53.6	54.9	56.8	56.4	57.3	58.2
7/9/2008	52.1	53.6	54.7	56.8	56.1	56.9	57.6
7/10/2008	52.9	53.5	54.6	56.8	55.9	56.8	57.5
7/11/2008	52.6	53.7	54.6	56.7	55.8	56.6	57.4
7/12/2008	52.7	53.7	54.4	56.6	55.8	56.7	57.4
7/13/2008	53.3	53.9	54.6	56.4	56	56.7	57.4
7/14/2008	53.3	54.1	55.1	56.4	56.6	57.3	58.1
7/15/2008	51.7	54.3	55.1	56.5	56.7	57.6	58.5
7/16/2008	51.3	53.3	54.3	56.4	56.2	57.2	58.1
7/17/2008	51.3	52.9	53.7	56.3	55.4	56.3	56.9
7/18/2008	51.8	52.8	53.5	56.2	54.9	56	56.4
7/19/2008	51.6	53.1	53.7	56.1	55	55.9	56.3
7/20/2008	51.9	53.0	53.9	56.1	55.5	56.6	57
7/21/2008	51.7	53.3	54.0	56.0	55.4	56.6	57
7/22/2008	52.3	53.6	54.0	55.8	55.1	56.1	56.6
7/23/2008	51.3	53.5	54.2	55.8	55.5	56.5	56.8
7/24/2008	51.9	53.7	53.9	55.7	55.5	56.5	57
7/25/2008	52.1	53.7	54.2	55.8	55.4	56.3	56.6
7/26/2008	51.2	53.7	54.4	55.8	55.7	56.6	57
7/27/2008	51.4	53.5	54.5	55.9	55.9	57.1	57.5
7/28/2008	51.9	53.7	54.5	55.9	56.1	57.1	57.6
7/29/2008	52.7	53.8	54.6	56.1	56.2	57.3	57.8

7/30/2008	52.2	53.9	54.6	56.3	56.1	57.2	57.6
7/31/2008	52	54.0	54.9	56.5	56.4	57.5	57.9
8/1/2008	51.8	53.6	54.7	56.6	56.5	57.8	58.2
8/2/2008	51.9	53.4	54.2	56.6	55.9	57	57.5
8/3/2008	51	53.5	54.3	56.6	56	57.1	57.6
8/4/2008	51.4	53.4	54.2	56.5	55.8	57	57.5
8/5/2008	51.8	53.3	54.4	56.4	56	57.1	57.6
8/6/2008	51.1	53.8	54.5	56.4	56	57.2	57.7
8/7/2008	51.1	53.0	54.4	56.3	56.4	57.6	58.1
8/8/2008	51.7	52.8	53.8	56.1	55.5	56.5	57.1
8/9/2008	52.1	53.2	54.0	56.1	55.3	56.1	56.6
8/10/2008	51.9	53.8	54.6	56.1	55.9	56.6	57
8/11/2008	52.8	53.4	54.6	56.1	56.4	57.3	57.8
8/12/2008	51.7	53.8	54.7	56.2	56.2	57.1	57.6
8/13/2008	51.7	53.9	55.1	56.2	56.6	57.5	58.1
8/14/2008	52.1	53.7	55.1	56.4	56.8	57.8	58.3
8/15/2008	52	53.6	54.7	56.5	56.3	57.3	58
8/16/2008	52	53.7	54.9	56.6	56.4	57.5	58.2
8/17/2008	52.2	53.8	54.9	56.6	56.5	57.5	58
8/18/2008	52.5	54.0	55.2	56.7	56.7	57.6	58.2
8/19/2008	52.5	54.2	55.2	56.8	56.8	57.7	58.2
8/20/2008	52	54.0	55.1	56.8	56.7	57.5	58
8/21/2008	52.2	53.6	54.7	56.7	56.3	57.3	58
8/22/2008	52.5	53.8	55.0	56.7	56.3	57.1	57.6
8/23/2008	52.7	54.0	55.2	56.9	56.7	57.6	58.2
8/24/2008	52.9	54.4	55.6	57.0	57	57.9	58.4
8/25/2008	52.8	54.6	55.8	57.2	57.3	58.2	58.8
8/26/2008	51.5	54.2	55.4	57.3	57	58	58.6
8/27/2008	52	53.7	55.0	57.3	56.5	57.4	58
8/28/2008	52.1	53.6	55.0	57.4	56.8	57.7	58.4
8/29/2008	52	53.8	55.1	57.4	56.5	57.4	58
8/30/2008	52.6	53.9	55.1	57.3	56.6	57.5	58
8/31/2008	53.3	54.2	55.1	57.3	56.1	56.8	57.2
9/1/2008	53.2	54.2	55.2	57.3	56.3	57.3	57.5
9/2/2008	52.9	54.4	55.5	57.3	56.3	57.4	57.6
9/3/2008	51.4	54.3	55.8	57.5	56.4	57.6	57.9
9/4/2008	51.5	53.3	54.8	57.5	55.6	56.8	57.2
9/5/2008	51.8	53.3	55.0	57.6	56	56.8	56.9
9/6/2008	52	53.3	54.9	57.6	56.4	57.4	57.5
9/7/2008	52.3	53.4	54.8	57.6	56.2	57	57.1
9/8/2008	52.4	53.7	55.0	57.5	56.1	56.9	57
9/9/2008	52.5	53.9	55.1	57.5	56.2	57.1	57.3
9/10/2008	52.9	54.0	55.4	57.4	56.3	57.4	57.6
9/11/2008	53	54.1	55.4	57.6	55.9	57.3	57.5
9/12/2008	53.4	54.3	55.5	57.6	55.9	57.4	57.6
9/13/2008	53.2	54.5	55.7	57.8	55.7	57.2	57.2
9/14/2008	53.5	54.6	55.8	58.0	55.9	57.3	57.5

9/15/2008	53.8	54.8	55.9	58.1	56.3	57.6	57.7
9/16/2008	54.3	55.0	56.0	58.2	56.7	58.2	58.4
9/17/2008	53.8	55.2	56.3	58.3	57	58.5	58.7
9/18/2008	54.5	55.2	56.2	58.3	57.1	58.7	59
9/19/2008	54.7	55.2	55.9	58.2	57.5	59	59.2
9/20/2008	54.8	55.2	56.2	58.2	57.6	59.1	59.2
9/21/2008	54.8	55.6	56.5	58.2	57.6	59	59.2
9/22/2008	55.1	55.8	56.6	58.3	57.3	58.6	58.7
9/23/2008	55.5	55.8	56.6	58.5	57	58.4	58.5
9/24/2008	55.8	55.9	56.8	58.6	57	58.4	58.5
9/25/2008	56.3	56.1	56.6	58.8	57	58.4	58.6
9/26/2008	56.7	56.3	56.6	59.1	57.3	58.6	58.7
9/27/2008	56.6	56.6	56.9	59.5	57.2	58.6	58.8
9/28/2008	57.2	56.7	57.0	59.7	56.9	58.3	58.5
9/29/2008	56.9	56.7	57.2	59.8	56	57.2	57.2
9/30/2008	57.1	56.8	57.2	59.9	55.6	56.5	56.4
10/1/2008	57.3	57.0	57.3	60.0	58.6	59.6	60.1
10/2/2008	57.2	56.9	57.6	59.9	58.7	59.7	60.2
10/3/2008	58.2	56.8	57.1	59.5	57.9	58.4	58.9
10/4/2008	58.1	56.8	57.3	59.3	58.2	58.6	58.7
10/5/2008	58.8	57.0	57.3	59.2	58.3	58.8	59.2
10/6/2008	58.7	57.1	57.1	59.3	58.4	58.8	59.1
10/7/2008	59	57.3	57.2	59.4	58.8	59.2	59.5
10/8/2008	58.7	57.6	57.5	59.6	58.9	59.2	59.5
10/9/2008	59.7	57.3	57.3	59.7	58.1	58.2	58.6
10/10/2008	59.5	57.0	56.9	59.9	56.9	56.6	56.9
10/11/2008	60.5	57.0	56.8	59.8	56.5	56	56.3
10/12/2008	59.9	57.0	56.7	59.8	56.6	56	56.2
10/13/2008	59.6	57.5	57.0	59.8	57.5	57.1	57.4
10/14/2008	59.5	57.6	57.3	59.8	58.3	58.1	58.4
10/15/2008	59.8	57.8	57.4	59.7	58.5	58.3	58.6
10/16/2008	58.8	57.8	57.6	59.8	58.7	58.6	59
10/17/2008	58.1	57.8	57.6	60.0	58.7	58.7	59.2
10/18/2008	58.8	57.5	57.4	60.2	58.5	58.4	58.9
10/19/2008	58.7	57.4	57.2	60.2	58.2	58.1	58.6
10/20/2008	58.4	57.5	57.3	60.1	58.1	58	58.5
10/21/2008	59.1	57.7	57.4	60.0	57.9	57.7	58.1
10/22/2008	58.7	57.5	57.3	59.9	57.9	57.6	57.9
10/23/2008	58.5	57.5	57.2	59.8	57.9	57.6	57.9
10/24/2008	58.7	57.6	57.2	59.9	58	57.8	58.1
10/25/2008	58.7	57.7	57.3	59.9	58.1	57.9	58.2
10/26/2008	58.7	57.7	57.4	59.9	58.2	58	58.3
10/27/2008	58.9	57.7	57.5	59.9	58	57.7	58.1
10/28/2008	59.2	57.7	57.4	59.9	58	57.8	58.1
10/29/2008	59.2	57.8	57.3	60.0	58	57.6	58
10/30/2008	58.9	57.9	57.7	59.9	57.7	57.4	57.7
10/31/2008	59.1	58.0	58.1	59.9	58.4	58	58.4

5/1/2009	48.3	48.8	49.3	51.4	50.1	51.5	51.9
5/2/2009	48	48.6	49.2	51.0	50.2	51.3	51.4
5/3/2009	48.1	49.2	49.9	50.8	51.7	53	53
5/4/2009	48.2	49.8	50.2	50.5	51.1	52.6	52.9
5/5/2009	48.5	49.9	51.0	50.7	53.1	54.4	54.5
5/6/2009	48.1	50.7	51.4	50.9	53.3	55	55.1
5/7/2009	48.6	50.0	51.4	51.3	54	55.8	55.9
5/8/2009	48.5	49.9	51.0	51.9	53.7	55.9	56.2
5/9/2009	48.3	50.0	51.2	52.4	54	56.2	56.6
5/10/2009	48.4	50.1	51.3	52.8	54	56.3	56.7
5/11/2009	48.6	50.0	51.3	53.2	54.2	56.6	57.1
5/12/2009	48.7	49.8	51.0	53.5	53.5	55.8	56.1
5/13/2009	48.5	50.0	50.8	53.4	53.3	55.2	
5/14/2009	48.7	50.1	51.3	53.3	54.1	55.7	
5/15/2009	48.9	50.4	51.5	53.3	54.4	56.4	
5/16/2009	48.7	50.2	51.5	53.4	54.6	56.6	56.9
5/17/2009	48.9	50.2	51.4	53.4	54.4	56.7	57
5/18/2009	48.9	50.2	51.3	53.4	54.5	56.9	57.3
5/19/2009	49.1	50.3	51.4	53.4	54.3	56.7	57.1
5/20/2009	49.1	50.3	51.3	53.6	54.1	56.1	56.4
5/21/2009	49.1	50.4	51.4	53.7	53.9	55.8	56
5/22/2009	49.2	50.3	51.4	53.7	54.1	56	56.3
5/23/2009	49.3	50.3	51.5	53.7	54.3	56.3	56.6
5/24/2009	49.4	50.5	51.6	53.7	54.4	56.4	56.8
5/25/2009	49.5	50.7	51.8	53.8	54.5	56.6	56.9
5/26/2009	49.3	50.8	52.0	53.9	54.8	56.8	57.3
5/27/2009	49.3	50.8	52.1	54.0	54.9	57	57.4
5/28/2009	49.5	50.7	51.9	54.1	54.9	57	57.5
5/29/2009	49.7	50.8	51.9	54.2	54.7	56.9	57.4
5/30/2009	49.7	51.0	52.2	54.2	55	57.2	57.7
5/31/2009	49.8	51.1	52.2	54.3	55.1	57.3	57.8
6/1/2009	49.8	50.9	51.8	54.2	54.2	56.2	56.7
6/2/2009	49.7	50.7	51.8	54.1	54.2	55.9	56.2
6/3/2009	49.9	51.0	52.0	54.1	54.5	56.4	56.7
6/4/2009	49.8	51.2	52.4	54.1	55.2	57	57.3
6/5/2009	49.9	50.7	51.2	53.7	53.1	54.8	55.2
6/6/2009	50.2	50.4	51.3	53.6	53.1	54.3	54.3
6/7/2009	50.1	51.0	52.3	53.5	54.4	55.9	56
6/8/2009	50.1	51.2	52.5	53.7	54.7	56.5	56.8
6/9/2009	50.3	51.3	52.5	53.8	54.5	56.3	56.6
6/10/2009	50.3	51.3	52.5	53.9	54.6	56	56.5
6/11/2009	50.4	51.1	52.2	53.8	54.3	55.8	56.5
6/12/2009	50.5	51.2	52.6	54.2	54.2	55.6	56.2
6/13/2009	50.5	51.5	53.0	54.5	55	56.5	57.1
6/14/2009	50.7	51.6	53.1	54.6	55.1	56.6	57.2
6/15/2009	51	51.7	53.1	54.7	54.9	56.2	56.9
6/16/2009	50.8	51.9	53.1	54.8	54.7	56	56.7

6/17/2009	50.6	52.0	53.5	54.9	55.6	57	57.6
6/18/2009	51	51.9	53.5	55.1	55.6	57.1	57.9
6/19/2009	51	52.2	53.7	55.3	55.4	56.8	57.5
6/20/2009	51	52.0	53.4	55.3	55.2	56.5	57.3
6/21/2009	51.3	51.9	53.3	55.3	54.9	56	56.6
6/22/2009	51.3	52.3	53.5	55.4	55	56.1	56.8
6/23/2009	51.2	52.4	53.8	55.6	55.6	56.7	57.4
6/24/2009	51.8	52.3	53.7	55.6	55.4	56.6	57.5
6/25/2009	51.8	52.6	53.9	55.7	55.5	56.7	57.5
6/26/2009	51.8	52.8	54.1	55.7	55.7	56.9	57.6
6/27/2009	51.8	52.8	54.2	55.8	55.9	57	57.8
6/28/2009	52	52.9	54.3	55.9	55.9	57.1	58
6/29/2009	52.3	53.0	54.4	56.0	56	57.2	58
6/30/2009	52.3	53.2	54.6	56.0	56.1	57.2	58
7/1/2009	52.6	53.3	54.6	56.1	56	57	57.8
7/2/2009	52.7	53.4	54.7	56.2	56.1	57.2	58
7/3/2009	52.8	53.6	54.9	56.4	56.4	57.4	58.2
7/4/2009	53	53.8	55.1	56.5	56.5	57.5	58.3
7/5/2009	53.1	54.0	55.3	56.6	56.8	57.8	58.6
7/6/2009	52.6	54.2	55.3	56.7	56.7	57.5	58.3
7/7/2009	52.6	53.6	54.9	56.7	56.5	57.3	58
7/8/2009	52.5	53.5	54.6	56.7	55.9	56.7	57.5
7/9/2009	52.7	53.5	54.5	56.7	55.7	56.5	57.3
7/10/2009	52.8	53.7	54.8	56.6	55.9	56.8	57.3
7/11/2009	53	53.9	55.0	56.6	56.1	57.2	57.6
7/12/2009	52.8	54.0	55.2	56.6	56.4	57.5	57.8
7/13/2009	52.5	54.0	55.3	56.6	56.5	57.6	58
7/14/2009	52.5	53.4	54.9	56.6	56.5	57.8	58.3
7/15/2009	51.7	53.9	55.0	56.7	56.4	57.5	58
7/16/2009	51.2	53.5	54.9	56.8	56.7	57.9	58.5
7/17/2009	51.6	53.1	54.5	56.8	56.1	57.2	57.8
7/18/2009	52.2	53.1	54.5	56.7	56.1	57.2	57.7
7/19/2009	51.3	53.5	54.7	56.7	56.1	57.3	57.8
7/20/2009	50	53.0	54.6	56.6	56.5	57.8	58.4
7/21/2009	50.3	52.2	53.9	56.4	55.7	57	57.6
7/22/2009	50.3	52.2	53.6	56.2	55.1	56.3	56.9
7/23/2009	50.8	52.0	53.5	56.0	55.2	56.3	56.8
7/24/2009	50.8	52.2	53.7	55.8	55.2	56.3	56.9
7/25/2009	51.1	52.3	53.8	55.7	55.3	56.4	57
7/26/2009	51.2	52.3	53.8	55.5	55.2	56.3	56.9
7/27/2009	50.6	52.7	54.2	55.5	55.6	56.7	57.2
7/28/2009	50.9	52.7	54.3	55.5	55.9	57.2	57.7
7/29/2009	51	52.7	54.3	55.6	55.9	57.2	57.7
7/30/2009	51.3	52.7	54.2	55.8	55.9	57.1	57.7
7/31/2009	51	53.0	54.4	55.8	55.9	57.1	57.7
8/1/2009	51.6	52.8	54.3	55.9	55.8	57	57.5
8/2/2009	51.8	53.1	54.6	56.0	56.1	57.2	57.8

8/3/2009	51.8	53.1	54.5	56.1	56	57.1	57.7
8/4/2009	52.2	53.0	54.6	56.2	56	57	57.5
8/5/2009	51.6	53.1	54.3	56.2	55.6	56.6	57.1
8/6/2009	51.9	53.0	54.1	56.1	55.2	56.1	56.7
8/7/2009	51.8	53.1	54.2	56.1	55.4	56.2	56.3
8/8/2009	52.3	53.3	54.6	56.2	56	56.8	56.9
8/9/2009	51.7	53.6	54.7	56.2	56	57	57.1
8/10/2009	51.7	53.5	54.8	56.3	56.3	57.3	57.4
8/11/2009	51.7	53.7	55.2	56.4	56.6	57.6	57.6
8/12/2009	50.8	53.0	54.6	56.5	56.5	57.6	57.8
8/13/2009	50.8	51.9	53.7	56.5	55.7	56.9	57.2
8/14/2009	50.5	52.6	53.6	56.5	54.9	55.9	56
8/15/2009	50.8	52.5	53.9	56.4	55.6	56.5	56.7
8/16/2009	51.3	52.4	53.7	56.3	55.4	56.4	56.6
8/17/2009	50.9	52.6	54.1	56.1	55.6	56.6	56.7
8/18/2009	51.7	53.0	54.3	56.0	55.8	56.9	57
8/19/2009	51.5	52.9	54.3	55.9	56	57.2	57.4
8/20/2009	51.5	53.1	54.4	56.0	56.1	57.3	57.5
8/21/2009	51.5	53.2	54.5	56.1	56.3	57.3	57.5
8/22/2009	51.8	53.3	54.7	56.2	56.5	57.6	57.9
8/23/2009	52.1	53.3	54.6	56.4	56.4	57.5	57.7
8/24/2009	52.3	53.5	54.6	56.5	56.1	57.1	57.2
8/25/2009	52.3	53.8	54.9	56.6	56.3	57.1	57.2
8/26/2009	52.6	53.7	54.7	56.6	56.3	57.1	57.2
8/27/2009	52.7	53.9	55.0	56.7	56.4	57.2	57.3
8/28/2009	51.6	53.8	54.7	56.6	55.9	56.7	56.8
8/29/2009	51.3	53.5	55.2	56.7	56.7	57.5	57.5
8/30/2009	51.6	53.2	54.7	56.7	56.5	57.7	58
8/31/2009	51.4	53.5	54.9	56.8	56.4	57.4	57.6
9/1/2009	51.3	53.5	54.8	56.8	56.3	57.3	57.5
9/2/2009	50.8	53.3	54.8	56.8	56.3	57.4	57.6
9/3/2009	51.2	52.4	54.7	56.9	56.4	57.6	57.9
9/4/2009	50.9	52.8	54.1	56.9	55.6	56.8	57.2
9/5/2009	51.3	53.3	54.8	56.9	56	56.8	56.9
9/6/2009	51.8	53.4	54.9	56.9	56.4	57.4	57.5
9/7/2009	51.4	53.4	54.8	56.8	56.2	57	57.1
9/8/2009	51.1	53.4	54.8	56.9	56.1	56.9	57
9/9/2009	51.9	53.6	54.7	56.9	56.2	57.1	57.3
9/10/2009	51.4	53.6	54.9	56.9	56.3	57.4	57.6
9/11/2009	52	53.6	54.9	57.0	55.9	57.3	57.5
9/12/2009	52.2	53.6	54.8	56.9	55.9	57.4	57.6
9/13/2009	52.3	53.5	54.7	56.8	55.7	57.2	57.2
9/14/2009	52.3	53.7	55.2	56.8	55.9	57.3	57.5
9/15/2009	52.5	54.0	55.3	57.0	56.3	57.6	57.7
9/16/2009	52.9	54.2	55.5	57.1	56.7	58.2	58.4
9/17/2009	53.1	54.3	55.8	57.3	57	58.5	58.7
9/18/2009	53.1	54.5	55.9	57.5	57.1	58.7	59

9/19/2009	53.2	54.6	56.1	57.8	57.5	59	59.2
9/20/2009	53.5	55.1	56.4	58.1	57.6	59.1	59.2
9/21/2009	53	55.1	56.4	58.3	57.6	59	59.2
9/22/2009	52.7	54.8	56.1	58.5	57.3	58.6	58.7
9/23/2009	52.6	54.6	55.9	58.5	57	58.4	58.5
9/24/2009	52.6	54.6	55.8	58.5	57	58.4	58.5
9/25/2009	52.6	54.7	55.8	58.5	57	58.4	58.6
9/26/2009	52.8	54.8	56.1	58.6	57.3	58.6	58.7
9/27/2009	53	54.8	56.0	58.5	57.2	58.6	58.8
9/28/2009	53	54.7	55.5	58.3	56.9	58.3	58.5
9/29/2009	53.3	54.8	55.3	58.2	56	57.2	57.2
9/30/2009	53.5	54.7	55.2	58.0	55.6	56.5	56.4
10/1/2009	53.9	54.4	55.2	57.9	55.8	56.6	56.4
10/2/2009	53.8	54.3	55.1	57.7	55.8	56.8	56.6
10/3/2009	54	54.4	54.8	57.4	55.6	56.6	56.6
10/4/2009	54	54.3	54.3	57.0	54.6	55.4	55.2
10/5/2009	54.2	54.3	54.6	57.0	54.9	55.6	55.3
10/6/2009	54.4	54.4	54.7	56.9	55.1	55.9	55.7
10/7/2009	54.2	54.6	55.3	56.9	55.5	56.2	55.9
10/8/2009	54.5	54.9	55.5	57.0	55.7	56.5	56.2
10/9/2009	54.5	55.0	55.8	57.1	56.1	56.7	56.6
10/10/2009	54.7	55.2	56.0	57.3	56.4	57	57.1
10/11/2009	54.4	55.1	55.8	57.6	56.4	57.1	57.3
10/12/2009	54.7	55.1	54.9	57.4	55.3	56.1	56.3
10/13/2009	54.4	54.6	54.8	57.1	55.1	55.5	55.5
10/14/2009	55.6	55.0	55.8	57.0	56.5	57.1	57
10/15/2009	56.6	55.4	55.6	56.7	56.2	57.1	57.3
10/16/2009	55.9	56.3	56.8	56.9	57	57.5	57.5
10/17/2009	55.7	56.8	57.3	57.0	58	58.8	59
10/18/2009	56.8	56.7	57.1	57.1	57.8	58.6	59
10/19/2009	55.9	56.4	56.6	57.4	57.4	58	58.1
10/20/2009	57	56.4	56.7	57.9	56.9	57.1	57
10/21/2009	57	56.4	56.8	58.2	57.3	57.9	58
10/22/2009	57.1	56.9	57.1	58.7	57.6	58	58.1
10/23/2009	57	57.1	57.5	58.8	58	58.6	58.6
10/24/2009	56.7	57.4	57.6	58.7	58	58.6	58.7
10/25/2009	57.4	56.9	57.3	58.9	57.6	58.1	58.1
10/26/2009	57.6	57.0	57.2	59.1	57.5	58	58.1
10/27/2009	57.5	57.2	56.9	59.0	56.6	56.8	56.8
10/28/2009	57.2	56.8	56.5	59.0	56	56	55.7
10/29/2009	57.3	56.8	56.6	58.8	56.1	56	55.8
10/30/2009	57.7	57.0	57.0	58.9	57.3	57.3	57.1
10/31/2009	57.7	57.3	57.1	58.9	57.3	57.7	57.7
5/1/2010	48.8	50.7	51.9	53.1	53.8	54.9	55
5/2/2010	48.5	51.1	52.4	53.1	54.4	55.9	56.1
5/3/2010	48.3	50.3	51.9	53.4	54.8	56.4	56.6
5/4/2010	48.5	49.7	51.1	53.5	53.6	55.3	55.7

5/5/2010	48.3	49.9	51	53.7	53.1	54.2	54.7
5/6/2010	48.2	49.5	51	53.8	52.7	53.6	54
5/7/2010	49.4	49.6	50.9	53.8	52.8	54	54.4
5/8/2010	50	49.9	51.3	53.6	53.6	55.1	55.5
5/9/2010	50.1	50.8	52	53.5	53.7	54.9	55.4
5/10/2010	49.9	50.8	51.6	53.4	53.4	54	54.5
5/11/2010	50.3	50.5	51.9	53.5	53.4	53.7	53.8
5/12/2010	50.7	51.2	52.5	53.8	54.2	55.5	55.9
5/13/2010	50.5	51.5	53.2	54.1	55.3	56.9	57.3
5/14/2010	50.6	51.7	53.3	54.4	55.7	57.5	58
5/15/2010	50.5	51.6	53.2	54.7	55.7	57.5	58.1
5/16/2010	50.5	51.7	53.1	54.8	55.5	57.4	58
5/17/2010	49.9	51.4	52.6	55.0	54.7	56.4	57
5/18/2010	50.1	51	52.4	54.8	54.1	55.3	55.7
5/19/2010	50.3	50.9	51.7	54.4	53.4	54.8	55.4
5/20/2010	50.3	50.7	52	54.2	53.4	54.4	54.5
5/21/2010	50.2	50.9	51.8	53.8	53.5	54.7	54.8
5/22/2010	50.4	50.7	51.5	53.5	52.5	53.3	53.3
5/23/2010	51.2	50.5	51.7	53.4	52.8	53.5	53.3
5/24/2010	51	51.5	52.1	53.3	53.3	54.3	54.4
5/25/2010	52.2	51.4	52	53.2	53.1	53.9	53.9
5/26/2010	52.1	52.2	52.9	53.5	53.6	54.3	54
5/27/2010	52.2	52.3	52.7	53.3	53.1	53.6	53.6
5/28/2010	52.7	52.6	53.4	53.6	54	54.5	54.2
5/29/2010	53.6	53.3	54.1	53.9	54.9	55.9	55.8
5/30/2010	53.6	54	54.9	54.3	55.8	56.9	56.8
5/31/2010	51.3	54.1	54.9	54.7	56	57.2	57.2
6/1/2010	49.1	51.7	54.1	55.1	56.6	57.9	57.8
6/2/2010	49.7	50.1	51.1	54.7	53.2	54.8	55.3
6/3/2010	49.7	50.1	50.8	54.5	52.1	53.3	53.2
6/4/2010	49.7	50.2	51	54.0	52.5	54	53.9
6/5/2010	49.8	50.3	51.1	53.5	52.6	54	54
6/6/2010	49.7	50.6	51.5	53.1	53	54.4	54.2
6/7/2010	49.6	50.6	51.8	52.7	53.7	55.4	55.3
6/8/2010	49.2	50.7	51.9	52.4	53.8	55.5	55.4
6/9/2010	48.7	50.7	52	52.8	51.9	56.1	56.1
6/10/2010	48.5	50	51.5	53.0	54.1	55.8	55.7
6/11/2010	48.6	49.7	51.1	53.3	53.3	55.1	55
6/12/2010	48.4	49.7	51.2	53.4	53.5	55.3	55.4
6/13/2010	48.5	49.8	51.2	53.5	53.8	55.9	55.9
6/14/2010	48.7	49.9	51.3	53.5	53.8	56.1	56.1
6/15/2010	48.7	50	51.5	53.5	53.7	55.8	55.9
6/16/2010	48.6	50	51.2	53.4	53.3	55.2	55.2
6/17/2010	48.3	50.3	51.6	53.5	53.5	55.1	55
6/18/2010	48.3	49.7	51.1	53.4	53.3	55	55.1
6/19/2010	48.4	49.9	51.2	53.4	53.4	55.1	55.1
6/20/2010	48.5	50	51.3	53.4	53.4	55.2	55.2

6/21/2010	48.4	50.2	51.6	53.4	53.6	55.4	55.4
6/22/2010	48.3	50.1	51.2	53.3	53.5	55.4	55.7
6/23/2010	48.5	50	51	53.2	53.5	55.5	56
6/24/2010	48.6	49.9	50.8	53.0	53.3	55.4	55.9
6/25/2010	48.5	50	51.1	52.9	53.4	55.4	55.9
6/26/2010	48.5	50.3	51.5	53.0	54	56.1	56.6
6/27/2010	48.5	50.3	51.6	53.0	54.1	56.3	56.9
6/28/2010	48.6	50.3	51.5	53.0	54	56.1	56.6
6/29/2010	48.7	50.4	51.6	53.0	53.8	55.8	56.3
6/30/2010	48.7	50.4	51.5	53.1	53.8	55.7	56.2
7/1/2010	48.7	50.4	51.4	53.2	53.5	55.3	55.8
7/2/2010	48.8	50.4	51.5	53.2	53.6	55.4	55.8
7/3/2010	48.8	50.4	51.5	53.2	53.6	55.2	55.7
7/4/2010	48.7		51.6	53.2	53.8	55.4	55.9
7/5/2010	48.9	50.4	51.6	53.3	53.8	55.6	56.1
7/6/2010	49	50.6	51.8	53.4	53.9	55.7	56.2
7/7/2010	49	50.6	51.8	53.4	54	56	56.5
7/8/2010	49.1	50.6	51.8	53.4	53.9	55.7	56.2
7/9/2010	49	50.7	52	53.5	54.1	56	56.5
7/10/2010	49.1	50.7	51.9	53.5	54.1	56	56.6
7/11/2010	49.2	50.8	51.8	53.5	53.9	55.6	56.1
7/12/2010	49.2	50.9	52	53.5	54.1	55.9	56.4
7/13/2010	49.2	50.9	52	53.5	54.1	55.9	56.4
7/14/2010	49.2	50.9	52	53.5	54	55.7	56.3
7/15/2010	49.1	50.8	51.9	53.5	53.9	55.7	56.2
7/16/2010	49.2	50.8	51.8	53.4	53.9	55.8	56.3
7/17/2010	49.2	50.9	51.8	53.4	54.1	56	56.6
7/18/2010	49.1	50.9	51.6	53.4	54	55.8	56.4
7/19/2010	49.1	50.8	51.6	53.3	53.9	55.5	56.1
7/20/2010	49.1	50.7	51.6	53.3	53.7	55.5	56.1
7/21/2010	49.3	50.9	52.2	53.2		53.8	55.4
7/22/2010	49.3	50.9	51.7	53.2	53.7	55.2	56
7/23/2010	49.3	50.9	51.8	53.3	53.9	55.4	56.1
7/24/2010	49.3	50.9	51.8	53.3	53.8	55.3	56
7/25/2010	49.5	51.1	51.9	53.3	53.9	55.4	56.2
7/26/2010	49.5	51.1	52	53.4	54	55.5	56.3
7/27/2010	49.5	51.2	52	53.5	54.1	55.6	56.3
7/28/2010	49.5	51.4	52	53.5	54	55.3	56.1
7/29/2010	49.7			53.5			
7/30/2010	49.8			53.5			
7/31/2010	50.1			53.5			
8/1/2010	50.1	51.4	52	53.5	53.8	55	55.7
8/2/2010	50	51.4	52.1	53.5	53.9	55.1	55.8
8/3/2010	49.9	51.4	52.1	53.5	53.9	55.1	55.9
8/4/2010	50.1	51.6	52.3	53.6	53.9	55.2	56
8/5/2010	50.1	51.7	52.5	53.7	54	55.4	56.2
8/6/2010	50.2	51.7	52.5	53.7	54	55.5	56.2

8/7/2010	50.2	51.9	52.7	53.9	54.1	55.7	56.5
8/8/2010	50.1	51.9	52.8	54.0	54.3	56	56.8
8/9/2010	50.1	52.1	52.8	54.2	54.4	56	56.9
8/10/2010	49.8	52.2	52.7	54.2	54.7	55.5	56.4
8/11/2010	49.6	51.6	52.5	54.3	54.3	55.3	56.3
8/12/2010	49.4	51.7	52.5	54.3	54.2	55.3	56.2
8/13/2010	49.5	51.6	52.5	54.4	54.3	55.5	56.5
8/14/2010	49.6	51.8	52.7	54.4	54.4	55.7	56.7
8/15/2010	49.5	52	52.9	54.5	54.6	56	57
8/16/2010	49.1	52	53	54.5	54.8	56.1	57.1
8/17/2010	48.7	51.6	52.8	54.6	55.2	56.2	57.2
8/18/2010	48.5	51.1	51.9	54.5	53.9	54.8	56
8/19/2010	48.3	51	51.9	54.5	53.7	54.5	55.5
8/20/2010	48.8	51.1	52	54.5	54	54.9	55.9
8/21/2010	48.6	51.1	52.1	54.4	54.2	55	56
8/22/2010	48.6	51.2	52	54.3	54	54.8	55.9
8/23/2010	48.9	51.3	52.4	54.2	54.3	55.1	56.1
8/24/2010	48.8	51.1	52	54.1	54.1	55.1	56.2
8/25/2010	48.8	51.2	52.2	54.2	54.3	55.2	56.2
8/26/2010	49.3	51.3	52.3	54.2	54.5	55.5	56.6
8/27/2010	49	51.5	52.6	54.3	54.6	55.6	56.6
8/28/2010	48.6	51.5	51.7	54.0	53.6	54.4	55.6
8/29/2010	48.7	51.1	51.9	54.0	53.8	54.3	55.1
8/30/2010	49	51.2	51.8	53.8	53.8	54.5	55.4
8/31/2010	49.6	51.4	52.2	53.9	53.8	54.5	55.5
9/1/2010	49.5	51.7	52.7	54.0	54.7	55.6	56.6
9/2/2010	49.3	51.6	52.8	54.1	54.9	55.9	57
9/3/2010	49.7	51.8	52.8	54.1	54.6	55.6	56.7
9/4/2010	49	51.8	52.7	54.4	54.6	55.6	56.6
9/5/2010	48.8	51.9	52.9	54.6	54.7	55.5	56.5
9/6/2010	49.4	51.6	52.7	54.8	54.5	55.2	56.2
9/7/2010	49.2	51.4	52.3	54.8	54.3	55	56
9/8/2010	49.3	51.4	52	54.4	54	54.6	55.8
9/9/2010	49	50.6	51.7	54.3	53.5	54.2	55
9/10/2010	49	51	51.5	54.1	53.3	54	55
9/11/2010	49.2	50.8	51.8	54.0	53.7	54.4	55.3
9/12/2010	49.7	50.7	51.5	53.8	53.3	54.1	55.1
9/13/2010	49.8	51	51.6	53.6	53.4	54.1	55.1
9/14/2010	49.4	51.7	52.5	53.7	54.2	54.9	55.5
9/15/2010	49.7	52	52.7	54.0	54.2	55.5	55.9
9/16/2010	49.3	52.1	53	54.2	54.6	56	56.4
9/17/2010	49	52.1	52.8	54.3	54.6	55.9	56.5
9/18/2010	48.6	51.8	53.2	54.5	54.9	56.2	56.6
9/19/2010	48.9	51.3	52	54.4	54.1	55.6	56.5
9/20/2010	48.5	51.1	52.1	54.5	53.8	54.9	55.2
9/21/2010	48.8	51.2	51.8	54.3	53.6	55	55.5
9/22/2010	49.1	51.2	52.1	54.3	53.7	55	55.2

9/23/2010	49.1	51.6	52.6	54.4	54	55.2	55.2
9/24/2010	48.7	51.5	52.9	54.6	54.2	55.4	55.3
9/25/2010	49	51.6	52.9	54.6	54.1	55.3	55.3
9/26/2010	49.6	51.6	53	55.0	54.2	55.4	55.3
9/27/2010	49.5	51.5	53	55.1	54.3	55.5	55.5
9/28/2010	49.8	51.8	53.2	55.5	54.3	55.5	55.5
9/29/2010	49.8	51.8	53.3	55.7	54.6	55.8	55.8
9/30/2010	49.8	51.8	53.3	55.7	54.6	55.8	55.9
10/1/2010	49.4	51.8	53.3	55.6	54.6	55.8	55.9
10/2/2010	49.5	52.1	53.3	55.6	54.6	55.7	55.6
10/3/2010	49.7	52.1	53.2	55.5	54.7	55.6	55.5
10/4/2010	49.5	52	52.7	55.2	53.8	54.5	54.5
10/5/2010	49.6	52.2	53.2	55.2	53.8	54.5	54.2
10/6/2010	49.5	51.9	53.3	55.0	54.8	55.7	55.6
10/7/2010	49.5	52	53.1	54.9	54.6	55.6	55.5
10/8/2010	49.7	52	53.2	54.9	54.3	55.1	55
10/9/2010	49.7	52.2	53.4	55.0	54.5	55.5	55.3
10/10/2010	49.9	52.5	54	55.2	55.2	56.2	56.1
10/11/2010	49.7	53	54.1	55.6	55.4	56.4	56.4
10/12/2010	49.7	52.9	54.1	55.7	55.1	55.8	55.6
10/13/2010	49.8	52.3	53.9	55.9	55	55.6	55.5
10/14/2010	50.4	51.9	53.4	55.9	54.7	55.3	55.1
10/15/2010	50.5	51.8	53.2	55.8	54.4	55.2	55.1
10/16/2010	50.6	51.8	53.1	55.6	54.2	55	54.8
10/17/2010	49.8	51.8	52.5	55.1	53.8	54	53.7
10/18/2010	50	51.7	53.1	54.9	53.7	54.4	54
10/19/2010	50	51.5	52.9	54.7	54	54.7	54.5
10/20/2010	49.8	51.5	52.7	54.4	53.8	54.4	54.2
10/21/2010	49.8	51.7	52.7	54.3	53.7	54.4	54
10/22/2010	49.8	51.6	52.6	54.1	53.8	54.4	54.3
10/23/2010	49.8	51.2	52.1	53.8	53.3	53.6	53.4
10/24/2010	50.1	51	52.5	53.8	53.7	54.2	53.5
10/25/2010	49.8	51.1	51.9	53.6	53.8	54.3	54
10/26/2010	49.6	51.2	52	53.4	52.8	53	52.6
10/27/2010	49.6	51.3	51.5	53.1	52.1	52	51.7
10/28/2010	49.8	51.2	51.7	52.8	52.3	52.3	52.3
10/29/2010	50.4	51.1	51.9	52.7	52.5	52.8	52.7
10/30/2010	51	51.2	51.7	52.7	52.7	53	53.1
10/31/2010	51.4	51.4	52.3	52.6	52.9	53.6	53.6
5/1/2011	51.4	51.5	52.5	54.6	53.4	54.4	55
5/2/2011	50.7	52.5	53.7	54.9	54.8	55.9	56.5
5/3/2011	52.2	52.6	53.9	55.1	55.3	56.6	57.2
5/4/2011	52.4	52.4	53.6	55.4	55	56.7	57.1
5/5/2011	51.6	53.2	54.2	55.7	55.6	57.4	57.6
5/6/2011	50.6	53.2	54.7	56.0	56.4	58.2	58.5
5/7/2011	49.9	52	53.1	55.9	55	57.1	57.7
5/8/2011	50	50.8	52.2	55.7	54	55.6	55.9

5/9/2011	50.4	50.6	51.8	55.4	53.3	54.9	55.3
5/10/2011	50.3	51.3	52.2	55.2	53.5	55.1	55.4
5/11/2011	49.9	51.6	52.6	54.9	54.5	56.2	56.6
5/12/2011	49.5	51.1	52.6	54.7	55.2	56.7	57
5/13/2011	50	51.2	52.6	54.4	54.9	56.5	56.9
5/14/2011	49.6	51	51.7	54.3	53.9	55.5	56
5/15/2011	49.4	50.5	50.7	53.8	51.6	52.6	53
5/16/2011	50.1	49.9	50.4	53.4	51.1	51.6	51.6
5/17/2011	51.4	50.2	50.3	52.9	50.8	51.4	51.6
5/18/2011	51.6	51.3	51.9	52.9	53.3	53.4	53.2
5/19/2011	52.5	52.1	53.1	53.0	54.9	55.8	55.9
5/20/2011	51.1	53.2	54.1	53.2	55.9	57	57.2
5/21/2011	50.6	53.1	54.6	53.9	57.1	58.4	58.6
5/22/2011	50.9	51.9	53.1	54.5	55.8	57.6	58.1
5/23/2011	50.9	51.7	52.6	55.0	55	56.4	56.8
5/24/2011	51	51.8	52.8	55.5	54.5	55.8	56.1
5/25/2011	50.1	51.8	52	55.3	53.2	54.3	54.8
5/26/2011	50.6	50.7	51.5	54.9	52.9	53.6	53.8
5/27/2011	51.1	51	51.4	54.3	53.3	54.4	54.5
5/28/2011	51.2	51.5	51.8	53.8	53	54	54.3
5/29/2011	52.2	51.7	52.1	53.6	53.2	53.9	54
5/30/2011	51	52.6	52.8	53.5	53.7	54.6	54.8
5/31/2011	50.8	51.5	52	53.2	53	53.8	54.2
6/1/2011	51.3	51.2	51.5	53.2	52.4	53	53
6/2/2011	51.3	51.9	52.4	53.4	53.3	53.8	53.8
6/3/2011	52	51.8	52	53.5	53.2	53.8	54
6/4/2011	51.7	51.8	51.4	53.3	52.6	53.1	53.4
6/5/2011	51.6	51.9	51.8	53.0	53	53.5	53.5
6/6/2011	51.3	51.8	51.5	52.7	52.7	53.4	53.8
6/7/2011	52.1	52.1	52	52.8	53.6	54.1	54.1
6/8/2011	50.6	52.7	53	53.0	55.3	56.4	56.5
6/9/2011	48.9	51.5	52.4	52.9	55.3	56.9	57.3
6/10/2011	48.9	50.1	51.1	52.9	54.3	56.1	56.5
6/11/2011	48.7	49.9	50.8	52.9	53.6	55.6	56.1
6/12/2011	48.8	49.9	51.1	53.0	54.2	55.9	56.1
6/13/2011	48.5	50.2	51.3	53.2	54.9	57	57.5
6/14/2011	47.7	50.2	51.2	53.2	54.6	56.9	57.4
6/15/2011	47.8	49.5	50.7	52.9	54.2	56.2	56.7
6/16/2011	47.7	49.2	50.3	52.7	53.5	55.4	55.9
6/17/2011	47.7	49.2	50.2	52.7	53.1	54.9	55.3
6/18/2011	47.8	49.2	50.2	52.7	53.1	55	55.5
6/19/2011	48	49.4	50.5	52.6	53.6	55.5	55.9
6/20/2011	47.8	49.5	50.6	52.5	53.9	55.9	56.4
6/21/2011	47.8	49.5	50.6	52.4	53.9	56.1	56.6
6/22/2011	47.9	49.2	50.4	52.3	54.2	56.2	56.8
6/23/2011	47.8	49.4	50.4	52.3	53.7	55.9	56.5
6/24/2011	47.7	49.5	50.8	52.5	54	56	56.4

6/25/2011	47.7	49.4	50.4	52.6	53.4	55.4	56
6/26/2011	47.8	49.4	50.4	52.5	53.4	55.3	55.8
6/27/2011	47.8	49.4	50.5	52.6	53.5	55.5	56
6/28/2011	47.7	49.7	50.2	52.3	52.6	54.4	55
6/29/2011	48	49.1	50	52.2	53	54.5	54.8
6/30/2011	47.9	49.5	50.4	52.2	53.2	55	55.4
7/1/2011	47.7	49.6	50.8	52.2	53.5	55.3	55.8
7/2/2011	47.9	49.6	50.8	52.2	53.4	55.3	55.8
7/3/2011	48	49.6	51	52.3	53.6	55.7	56.2
7/4/2011	48	49.8	51.1	52.3	53.6	55.5	56
7/5/2011	47.9	49.8	51	52.7	53.5	55.4	56
7/6/2011	48.1	49.8	51	52.8	53.4	55	55.9
7/7/2011	48.1	49.8	51.1	52.9	53.5	55.1	56
7/8/2011	48.1	49.9	51.2	52.9	53.6	55.1	56
7/9/2011	48.1	50	51.2	53.0	53.6	55.1	56
7/10/2011	48.2	49.9	51.2	53.0	53.6	55	56
7/11/2011	48.2	49.9	51.2	53.0	53.6	55	55.9
7/12/2011	48.3	49.8	51.3	53.1	53.6	54.8	55.8
7/13/2011	48.2	49.6	51.1	53.0	53.6	55	56
7/14/2011	48.3	49.8	51.2	53.1	53.4	54.6	55.5
7/15/2011	48.3	49.5	51	53.0	53.2	54.4	55.3
7/16/2011	48.5	49.6	51.1	52.9	53.3	54.6	55.5
7/17/2011	48.6	49.6	51.1	52.9	53.2	54.4	55.4
7/18/2011	48	49.5	50.5	52.5	52.2	53.5	54.4
7/19/2011	49	49.6	50.9	52.5	52.8	53.7	54.4
7/20/2011	49.1	50	51.5	52.6	53.6	54.7	55.5
7/21/2011	49	50.3	51.8	52.6	53.9	55.1	55.9
7/22/2011	49.1	50.3	51.9	52.8	54	55.3	56.2
7/23/2011	49.1	50.3	51.9	52.9	54	55.4	56.4
7/24/2011	49.3	50.3	51.9	53.0	54	55.3	56.2
7/25/2011	49.2	50.4	51.8	53.4	53.9	55	55.9
7/26/2011	49.3	50.3	51.8	53.6	53.8	55	55.8
7/27/2011	49.3	50.4	51.9	53.6	53.9	55	55.9
7/28/2011	49.4	50.5	52	53.7	54	55.2	56.1
7/29/2011	49.4	50.6	52	53.7	54.1	55.3	56.2
7/30/2011	49.6	50.6	52.2	53.7	54.2	55.5	56.4
7/31/2011	49.5	50.6	52.2	53.7	54.3	55.6	56.5
8/1/2011	49.7	50.7	52.2	53.8	54.3	55.4	56.4
8/2/2011	49.8	50.8	52.2	53.8	54.1	55.3	56.2
8/3/2011	49.9	50.8	52.3	53.9	54.1	55.2	56
8/4/2011	50	50.8	52.4	53.9	54.1	55.3	56
8/5/2011	50.1	50.8	52.4	54.0	54	55.2	56
8/6/2011	50.1	51	52.6	54.1	54.2	55.4	56
8/7/2011	50.2	51	52.6	54.2	54.3	55.5	56.2
8/8/2011	50.2	51	52.6	54.3	54.3	55.5	56.2
8/9/2011	50.3	51.4	52.8	54.4	54.4	55.6	56.3
8/10/2011	50.3	51.4	53	54.4	54.6	55.8	56.5

8/11/2011	49.9	51.4	52.9	54.5	54.5	55.8	56.5
8/12/2011	49.9	51.1	52.8	54.5	54.5	55.8	56.6
8/13/2011	50	51.1	52.6	54.6	54.3	55.5	56.3
8/14/2011	50	51	52.6	54.6	54.3	55.6	56.3
8/15/2011	50	51	52.4	54.6	54.1	55.3	56
8/16/2011	50	51	52.5	54.5	54	55	55.7
8/17/2011	50.3	51	52.4	54.5	54	55.2	55.9
8/18/2011	50.3	51.1	52.6	54.5	54.2	55.3	56
8/19/2011	50.1	51.2	52.7	54.6	54.3	55.5	56.3
8/20/2011	50.1	51.1	52.8	54.6	54.5	55.7	56.4
8/21/2011	50.2	51.1	52.6	54.6	54.2	55.3	55.9
8/22/2011	50	51.2	52.6	54.6	54	55.1	55.8
8/23/2011	50.4	51.3	52.8	54.7	54.2	55.2	55.9
8/24/2011	50.5	51.5	52.8	54.8	54.1	55.3	56
8/25/2011	50.5	51.5	52.9	54.8	54.2	55.4	56
8/26/2011	50.7	51.4	52.9	54.8	54.3	55.4	56.1
8/27/2011	50.5	51.7	53.1	54.9	54.5	55.6	56.3
8/28/2011	50.5	51.6	53.1	54.9	54.4	55.6	56.3
8/29/2011	50.6	51.6	53	55.0	54.5	55.6	56.2
8/30/2011	50.9	51.6	53	55.0	54.3	55.5	56.2
8/31/2011	51	51.9	53.2	55.1	54.5	55.7	56.3
9/1/2011	50.4	52	53.5	55.2	54.6	55.7	56.3
9/2/2011	50.5	51.7	53.4	55.3	54.6	55.7	56.3
9/3/2011	50.7	51.5	53	55.2	54.2	55.3	56
9/4/2011	50.8	51.6	53	55.2	54.2	55.3	56
9/5/2011	50.8	51.7	53	55.2	54.2	55.2	55.9
9/6/2011	50.8	51.7	53.1	55.2	54.3	55.3	55.9
9/7/2011	50.8	51.6	53	55.2	54.2	55.2	55.8
9/8/2011	51.1	51.8	53.1	55.1	54.2	55.2	55.9
9/9/2011	51	52	53.5	55.1	54.7	55.7	56.3
9/10/2011	51	52	53.6	55.2	54.9	56	56.7
9/11/2011	50.3	52	53.4	55.2	54.7	55.9	56.6
9/12/2011	49.8	51.8	53.4	55.3	54.8	55.9	56.6
9/13/2011	49.9	51.9	53.2	55.3	54.5	55.8	56.3
9/14/2011	49.7	52	53.4	55.4	54.6	56	56.3
9/15/2011	50.2	52	53.1	55.4	54.5	56	56.3
9/16/2011	50.3	51.9	53	55.2	54.1	55.3	55.5
9/17/2011	48.9	52	53.1	55.1	54.2	55.4	55.5
9/18/2011	48.9	51.5	53.2	55.2	54.4	55.5	55.7
9/19/2011	48.7	50.9	52.2	55.1	53.5	54.9	55.2
9/20/2011	48.8	50.9	52.3	55.0	53.4	54.7	54.9
9/21/2011	48.8	51	52.3	54.9	53.5	54.7	55
9/22/2011	48.7	51	52.4	54.8	53.6	54.8	55.1
9/23/2011	49	51.1	52.5	54.9	53.6	54.8	55
9/24/2011	48.8	50.6	52.3	54.8	53.7	55	55.3
9/25/2011	48.6	50.9	51.8	54.4	52.8	54	54.4
9/26/2011	48.6	50.8	52	54.4	53.1	54.1	54.2

9/27/2011	48.7	50.6	52	54.4	53.2	54.3	54.5
9/28/2011	49.7	50.6	51.8	54.2	53	54.2	54.5
9/29/2011	50	50.9	52.1	54.0	53.4	54.6	54.8
9/30/2011	49.7	51	52.1	53.7	53.6	54.8	55
10/1/2011	49.4	51	51.8	53.4	53	54.1	54.4
10/2/2011	49.3	50.7	51.6	53.4	52.8	53.5	53.6
10/3/2011	49.5	50.8	51.3	53.0	52.3	53	53.1
10/4/2011	49.3	50.6	51.1	52.5	52	52.6	52.6
10/5/2011	49.4	50.5	51.1	52.2	52	52.3	52.3
10/6/2011	49.2	50.8	51.4	52.2	52.4	52.7	52.6
10/7/2011	49.1	51.2	51.9	52.2	52.9	53.4	53.4
10/8/2011	49.4	51	52	52.4	53.1	53.8	53.9
10/9/2011	49.7	51.2	51.9	52.5	53	53.7	53.8
10/10/2011	49.3	51.2	51.8	52.6	52.9	53.6	53.8
10/11/2011	50	51.3	52.3	52.9	53.9	54.6	54.6
10/12/2011	50.2	51.4	52.3	53.3	53.5	54.3	54.4
10/13/2011	49.2	51.1	52.1	53.3	53.3	54.1	54.3
10/14/2011	50.5	51.2	52	53.2	53.2	54	54.2
10/15/2011	50	51.5	52	53.2	53.4	54.2	54.4
10/16/2011	50.3	51.6	52.5	53.2	54.1	55	55.2
10/17/2011	49.8	52.1	52.7	53.5	54.4	55.3	55.6
10/18/2011	50.1	52.1	52.8	53.6	54.3	55.2	55.6
10/19/2011	50.3	52	52.7	53.6	54.3	55.2	55.6
10/20/2011	50.5	51.9	52.5	53.6	53.7	54.6	54.9
10/21/2011	50.5	51.9	52.5	53.7	53.6	54.3	54.5
10/22/2011	50.5	52.1	52.7	53.9	53.8	54.3	54.5
10/23/2011	50.1	51.9	52.5	53.9	53.5	54.2	54.5
10/24/2011	50.9	51.9	52.4	53.9	53.4	54	54.2
10/25/2011	49.9	51.9	52.1	53.8	52.9	53.4	53.7
10/26/2011	49.7	51.8	52	53.7	52.3	52.5	52.6
10/27/2011	49.8	51.5	51.8	53.7	52.2	52.4	52.5
10/28/2011	50.5	51.5	51.7	53.7	52	52.2	52.2
10/29/2011	50.2	51.6	51.9	53.6	52.3	52.5	52.6
10/30/2011	50.7	51.6	52.3	53.6	53.1	53.5	53.6
10/31/2011	50.7	51.8	52.3	53.7	53.1	53.5	53.7
5/1/2012	50.8	51.9	53.6	54.5	55.8	57.2	57.6
5/2/2012	50.3	51.7	52.6	54.8	54.8	56.2	56.8
5/3/2012	49.6	51.6	52.5	54.7	54.1	55.5	56.1
5/4/2012	50.4	51.3	52.7	54.9	54.8	55.6	55.9
5/5/2012	52	51.2	52.4	54.9	54.4	55.6	56.1
5/6/2012	52.7	52.1	53.2	55.0	55	56.1	56.5
5/7/2012	51.3	53.4	54.6	55.3	56.5	57.7	58
5/8/2012	49.7	53.1	54.7	55.4	57	58.4	58.9
5/9/2012	49	51.5	53.2	55.5	56	57.8	58.4
5/10/2012	50.7	50.7	52.1	55.7	54.4	56	56.7
5/11/2012	50.1	51.5	52.5	55.7	54.3	55.7	56.1
5/12/2012	49.7	51.6	52.9	55.7	54.8	56.4	56.9

5/13/2012	49.3	51	52.3	55.4	54.6	56.4	57
5/14/2012	49.6	51	52.1	55.0	54.2	56	56.5
5/15/2012	49.8	50.7	52.1	54.6	54.3	55.9	56.4
5/16/2012	49.7	50.9	52.2	54.5	54.5	56.4	57
5/17/2012	49.8	50.6	52	54.4	54.3	56.2	56.9
5/18/2012	50.1	50.6	51.7	54.2	53.4	54.9	55.4
5/19/2012	49.9	51	52.3	54.1	54.1	55.5	55.9
5/20/2012	50	50.9	52.3	54.2	54.4	56	56.5
5/21/2012	50	50.9	52.1	54.1	54.2	56	56.6
5/22/2012	49.6	50.6	52	54.1	53.9	55.5	56.1
5/23/2012	49.8	50.6	52	54.0	53.7	55.1	55.6
5/24/2012	49.9	50.8	52.1	54.2	53.7	55.1	55.5
5/25/2012	50	50.8	51.5	54.1	52.7	53.8	54.3
5/26/2012	49.9	50.8	51.7	53.9	52.9	54.1	54.4
5/27/2012	49.9	50.9	52.2	53.9	53.8	55.1	55.5
5/28/2012	50.6	51.1	52.5	54.0	54.3	55.7	56.2
5/29/2012	49.2	51.2	52.6	54.1	54.5	56	56.5
5/30/2012	49	50.9	52.7	54.3	54.8	56.4	57
5/31/2012	49.1	50.3	52.1	54.3	54.5	56.3	57
6/1/2012	49.3	50.3	52.1	54.4	54.5	56.5	57.2
6/2/2012	49	50.6	52.3	54.6	54.6	56.6	57.4
6/3/2012	49.4	50.4	52	54.5	54.2	56	56.7
6/4/2012	49.3	50.2	51.2	54.2	52.9	54.3	55
6/5/2012	49.3	49.8	50.9	53.9	52.5	53.7	54
6/6/2012	49.3	50.4	51.6	53.7	53	54.2	54.6
6/7/2012	49.5	50.3	51.4	53.5	53	54.4	55
6/8/2012	49.3	50.3	51.6	53.4	53.1	54.3	54.7
6/9/2012	49.3	50.5	51.8	53.4	53.3	54.5	55
6/10/2012	49.4	50.7	52.2	53.4	53.8	55.1	55.6
6/11/2012	49.3	50.6	52.1	53.7	54	55.5	56.1
6/12/2012	48.3	50.9	52.5	54.0	54.4	56	56.5
6/13/2012	48.5	50.1	52.1	54.0	54.5	56.2	56.9
6/14/2012	48.3	49.7	51.4	54.0	53.4	55.2	55.9
6/15/2012	48.2	49.8	51.5	54.0	53.5	55.1	55.8
6/16/2012	48.5	49.7	51.3	53.9	53.3	55	55.7
6/17/2012	48.5	49.7	51.2	53.7	53.1	54.8	55.4
6/18/2012	48.6	49.8	51.2	53.4	53.2	54.8	55.4
6/19/2012	48.7	49.9	51.2	53.2	52.9	54.4	54.9
6/20/2012	48.5	49.9	51.2	53.1	52.8	54.2	54.8
6/21/2012	48.4	49.7	51.2	53.0	52.9	54.4	54.9
6/22/2012	49.9	49.6	50.6	52.6	51.9	53	53.7
6/23/2012	50.5	50.3	51.1	52.6	52	53.1	53.3
6/24/2012	50.8	51	52.1	52.8	53.1	54.2	54.5
6/25/2012	51	51.2	52.1	52.9	53	54.2	54.6
6/26/2012	51.1	51.4	52.3	53.1	53.3	54.5	54.7
6/27/2012	51.1	51.8	52.8	53.3	53.9	55	55.4
6/28/2012	51.1	52	52.9	53.6	54	55.3	55.7

6/29/2012	50.9	51.9	52.9	54.1	54.1	55.5	56
6/30/2012	49.3	51.9	52.8	54.3	54	55.4	55.9
7/1/2012	49.2	50.5	51.9	54.1	53.5	55.2	55.9
7/2/2012	49.1	50.6	51.7	54.0	53.1	54.6	55.1
7/3/2012	49.2	50.5	51.7	53.9	53.1	54.5	55
7/4/2012	49.3	50.7	51.8	53.7	53.1	54.4	54.6
7/5/2012	49.3	50.6	51.8	53.5	53.2	54.5	54.7
7/6/2012	49.6	50.6	51.6	53.3	52.9	54.2	54.5
7/7/2012	49.3	50.9	51.9	53.1	53.1	54.3	54.5
7/8/2012	49.9	50.8	51.9	53.2	53.2	54.4	54.7
7/9/2012	49.6	51.1	52.1	53.3	53.3	54.5	54.7
7/10/2012	49.5	50.9	52	53.3	53.3	54.4	54.7
7/11/2012	49.6	50.9	52	53.3	53.3	54.3	54.8
7/12/2012	49.8	51	52.2	53.4	53.4	54.4	54.9
7/13/2012	49.9	51.1	52.2	53.5	53.5	54.5	55.1
7/14/2012	49.9	51.3	52.3	53.5	53.5	54.5	55
7/15/2012	50	51.3	52.4	53.6	53.6	54.6	55
7/16/2012	50.1	51.3	52.4	53.6	53.7	54.7	55.2
7/17/2012	50.2	51.2	52.1	53.6	53	53.9	54.4
7/18/2012	50.3	51.4	52.2	53.6	53.2	54	54.4
7/19/2012	50.5	51.6	52.6	53.7	53.8	54.7	55.1
7/20/2012	50.9	51.6	52.6	53.8	53.8	54.6	55.1
7/21/2012	50.6	51.9	52.9	53.9	54.1	55	55.4
7/22/2012	50.8	52.1	53.1	54.0	54.3	55.3	55.7
7/23/2012	50.1	52.2	53.3	54.2	54.5	55.5	56
7/24/2012	50.3	51.6	53	54.3	54.4	55.5	56.1
7/25/2012	50.4	51.4	52.4	54.3	53.5	54.5	55
7/26/2012	50.3	51.7	52.6	54.2	53.8	54.6	55
7/27/2012	50.6	51.6	52.6	54.2	53.8	54.7	55.2
7/28/2012	50.7	51.6	52.6	54.1	53.8	54.7	55.2
7/29/2012	50.9	51.8	52.8	54.1	53.9	54.8	55.2
7/30/2012	51.1	52.1	53	54.0	54.2	55.1	55.5
7/31/2012	51.1	52.1	53.1	54.1	54.3	55.2	55.7
8/1/2012	51.3	52.4	53.3	54.3	54.5	55.5	55.8
8/2/2012	51	52.5	53.5	54.4	54.7	55.7	55.9
8/3/2012	50.9	52.3	53.4	54.5	54.7	55.8	56
8/4/2012	51.1	52.2	53.2	54.6	54.3	55.4	55.6
8/5/2012	51.4	52.3	53.3	54.7	54.6	55.7	55.9
8/6/2012	51.1	52.6	53.5	54.7	54.7	55.7	55.9
8/7/2012	51.4	52.4	53.4	54.8	54.6	55.7	55.9
8/8/2012	50.6	52.6	53.5	54.8	54.7	55.8	55.9
8/9/2012	50.3	52	53.1	54.8	54.5	55.6	56
8/10/2012	50.5	52.1	53.1	54.8	54.5	55.6	56
8/11/2012	50.7	52.2	53.1	54.9	54.4	55.5	56
8/12/2012	50.8	52.3	53.3	55.0	54.6	55.6	56
8/13/2012	50.1	52.4	53.4	55.0	54.7	55.9	56.4
8/14/2012	49.8	52.2	53.4	55.0	54.8	56	56.5

8/15/2012	49.6	51.7	52.7	54.8	54	55.3	55.8
8/16/2012	50	51.6	52.8	54.9	54.1	55.3	55.7
8/17/2012	49.7	51.9	53	54.9	54.5	55.7	56.2
8/18/2012	49.7	52	53.1	54.9	54.6	55.9	56.5
8/19/2012	48.8	52	53.2	54.9	54.6	55.8	56.3
8/20/2012	48.7	51	52.5	54.6	53.9	55.3	55.9
8/21/2012	48.8	50.7	51.7	54.4	53	54.3	54.9
8/22/2012	48.5	50.6	51.7	54.4	53	54.1	54.5
8/23/2012	48.7	50.8	51.9	54.2	53.2	54.3	54.7
8/24/2012	48.8	50.8	51.8	54.1	53.1	54.2	54.7
8/25/2012	48.8	50.8	51.7	53.8	53	54.2	54.6
8/26/2012	48.7	50.7	51.8	53.6	53.2	54.4	54.8
8/27/2012	48.9	50.6	51.7	53.5	53	54.2	54.7
8/28/2012	48.9	50.6	51.6	53.5	52.9	54	54.4
8/29/2012	48.7	51	52	53.6	53.1	54.1	54.5
8/30/2012	49	51	51.9	53.5	53.1	54.2	54.7
8/31/2012	48.8	51.1	52.2	53.6	53.5	54.6	54.9
9/1/2012	48.8	51.1	52.1	53.6	53.4	54.5	54.9
9/2/2012	49	51.1	52.1	53.7	53.3	54.3	54.7
9/3/2012	49.1	51	52.1	53.7	53.4	54.5	55
9/4/2012	49.3	51.2	52.2	53.9	53.5	54.6	55.1
9/5/2012	48.8	51	52.1	53.8	53.3	54.6	55
9/6/2012	48.9	51.3	52.5	54.0	53.7	55.1	55.7
9/7/2012	49	51.5	52.6	54.1	53.9	55.2	55.8
9/8/2012	48.9	51.5	52.7	54.2	54	55.5	56.1
9/9/2012	48.9	51.5	52.8	54.3	54.2	55.5	56
9/10/2012	48.8	51.5	52.7	54.4	54	55.2	55.8
9/11/2012	49	51.4	52.6	54.5	54.2	55.3	55.8
9/12/2012	49	51.3	52.5	54.7	54.1	55.4	55.9
9/13/2012	48.8	51.6	52.7	54.7	54.3	55.5	56
9/14/2012	48.9	51.7	52.8	54.7	54.5	55.6	56.3
9/15/2012	48.8	51.9	53.2	54.8	54.8	55.9	56.5
9/16/2012	49.3	52	53.1	54.8	54.5	55.7	56.3
9/17/2012	49.2	51.9	53.1	54.9	54.6	55.8	56.3
9/18/2012	49.3	52	53	55.0	54.7	55.9	56.5
9/19/2012	49	52.1	53.1	55.1	54.6	55.8	56.2
9/20/2012	49.3	51.9	52.9	55.1	54.5	55.6	56
9/21/2012	48.7	51.8	52.9	55.2	54.4	55.6	56.1
9/22/2012	48.2	51.7	52.9	55.2	54.5	55.6	56.1
9/23/2012	48.1	51.2	52.4	55.0	54.3	55.5	56.1
9/24/2012	48.2	51.5	52.5	55.0	54	55.2	55.7
9/25/2012	48.4	51.1	52.2	54.8	54	55.2	55.6
9/26/2012	48.7	51	52.2	54.7	53.7	54.9	55.3
9/27/2012	48.4	51.4	52.5	54.7	53.9	55.1	55.5
9/28/2012	48.6	51.5	52.7	54.7	54.1	55.3	55.7
9/29/2012	48.4	51.6	52.9	54.7	54.2	55.4	55.7
9/30/2012	48.5	51.7	52.8	54.8	54.2	55.3	55.7

10/1/2012	48.6	51.5	52.7	54.9	54.2	55.3	55.7
10/2/2012	48.9	51.6	52.7	55.1	54.2	55.4	55.8
10/3/2012	48.8	51.8	52.8	55.2	54.3	55.5	55.8
10/4/2012	48.8	51.8	52.8	55.3	54.4	55.5	55.9
10/5/2012	49	51.7	52.6	55.2	54	55.1	55.5
10/6/2012	49	51.7	52.5	55.1	53.8	54.8	55.1
10/7/2012	49	51.6	52.5	55.0	53.8	54.9	55.2
10/8/2012	49.1	51.4	52.2	54.8	53.8	54.7	55
10/9/2012	49.3	51.3	52.2	54.7	53.4	54.3	54.5
10/10/2012	49.2	51.3	52.2	54.6	53.4	54.3	54.7
10/11/2012	49.5	51.3	52.4	54.5	53.5	54.3	54.8
10/12/2012	49.5	51.4	51.7	54.2	53.2	54	54.5
10/13/2012	49.6	51.4	52.5	54.2	53.3	54	54.2
10/14/2012	49.5	51.5	52.3	54.1	53.5	54.5	54.9
10/15/2012	49.9	51.5	52.6	54.2	54	54.9	55.4
10/16/2012	49.9	51.7	52.7	54.3	54.5	55.5	56.1
10/17/2012	50.2	52.2	53	54.4	53.9	54.7	55.2
10/18/2012	50.1	51.6	52.7	54.4	53.8	54.7	55.1
10/19/2012	50.5	51.5	52.6	54.7	53.7	54.5	54.9
10/20/2012	50.5	51.8	52.6	54.6	53.6	54.4	54.8
10/21/2012	50.4	51.8	52.5	54.6	53.1	53.7	54
10/22/2012	50.4	51.6	52	54.4	52.8	53.2	53.6
10/23/2012	51.2	51.8	52.1	54.3	52.5	52.7	52.8
10/24/2012	50.9	51.9	52.2	54.0	52.8	53	53.2
10/25/2012	51.6	52.2	52.6	54.0	53	53.2	53.5
10/26/2012	51.2	52.1	52.6	53.9	52.9	53.2	53.4
10/27/2012	51.4	52.3	53.1	54.0	53.7	54	54.3
10/28/2012	51.8	52.3	53.1	54.1	53.9	54.4	54.7
10/29/2012	51.7	52.6	53.3	54.4	53.9	54.4	54.7
10/30/2012	52	52.6	53.3	54.6	53.9	54.4	54.7
10/31/2012	52.1	52.5	52.7	54.5	53.3	53.7	54
5/1/2013	51.3	51.8	52.6	55.6	53.7	54.5	54.9
5/2/2013	51.3	51.8	53.1	55.5	54.4	55.2	55.5
5/3/2013	51.2	51.9	53.1	55.5	54.7	55.7	56
5/4/2013	51.8	51.7	53	55.4	54.7	55.9	56.3
5/5/2013	51.3	52.1	53.1	55.3	54.2	55.2	55.5
5/6/2013	51.3	51.5	52.5	55.1	53.8	54.8	55.1
5/7/2013	50.4	51.2	52.2	54.8	53.3	53.9	54
5/8/2013	51.6	51.4	52.4	54.7	53.7	54.5	54.6
5/9/2013	51.7	52	53.2	54.7	54.8	55.9	56
5/10/2013	51.5	52.3	53.5	54.7	55.2	56.5	56.8
5/11/2013	51.4	52.3	53.4	54.8	55.2	56.6	57
5/12/2013	51.3	52.2	53.5	54.8	55.3	56.7	57.1
5/13/2013	51.8	52.1	53.5	55.1	55.2	56.5	56.9
5/14/2013	51.2	52.4	53.7	55.4	55.4	56.7	57
5/15/2013	51.5	52.4	53.6	55.6	55.1	56.4	56.8
5/16/2013	51.7	52.1	53	55.5	54.7	55.7	56.1

5/17/2013	52.1	51.9	53	55.4	54.49	55.6	55.8
5/18/2013	51.7	52.4	53.3	55.4	54.75	55.8	55.9
5/19/2013	51.9	52.3	53.5	55.5	55.06	56.1	56.3
5/20/2013	51.8	52.3	53.5	55.5	55.05	56.2	56.4
5/21/2013	50.7	52.1	53.2	55.4	54.94	56	56.3
5/22/2013	51.5	51.4	52.2	55.2	53.71	54.4	54.5
5/23/2013	52.5	52.2	52.9	55.2	54.05	54.9	54.9
5/24/2013	52.3	52.8	53.8	55.3	54.71	55.6	55.6
5/25/2013	52.2	52.8	53.8	55.3	54.87	55.8	55.9
5/26/2013	52.5	52.5	53.6	55.4	55.07	56.2	56.4
5/27/2013	51.3	52.2	53	55.0	54.33	55.1	55.5
5/28/2013	52.3	52	53.2	55.0	54.52	55.4	55.4
5/29/2013	52.4	52.6	53.5	55.3	55.24	56.5	56.6
5/30/2013	52.1	52.8	53.7	55.5	55.14	56.2	56.4
5/31/2013	52	52.6	53.7	55.5	55.41	56.6	56.8
6/1/2013	51.8	52.8	53.9	55.5	55.53	56.8	57
6/2/2013	51.2	53	54.2	55.5	55.98	57.4	57.6
6/3/2013	51.5	53.1	54.2	55.9	56.12	57.5	57.8
6/4/2013	51.7	53	53.8	55.9	55.85	57.3	57.6
6/5/2013	52.9	53.1	54.1	56.0	56.19	57.7	58
6/6/2013	50.8	53.4	54.3	56.1	56.21	57.6	57.9
6/7/2013	50.7	52.1	53.3	55.9	55.72	57.2	57.6
6/8/2013	51.1	52.2	53.3	55.8	55.47	56.9	57.2
6/9/2013	50.8	52.4	53.2	55.6	55.23	56.6	56.9
6/10/2013	50.6	52.2	52.9	55.4	54.79	55.8	56.1
6/11/2013	51.2	51.9	52.7	55.2	54.55	55.6	55.9
6/12/2013	50.4	52.2	53	54.9	54.75	55.8	56
6/13/2013	50.9	51.9	52.7	54.7	54.58	55.6	55.9
6/14/2013	50	52	52.7	54.6	54.4	55.3	55.6
6/15/2013	49.8	52	52.8	54.6	54.56	55.6	55.8
6/16/2013	50.2	51.2	52	54.3	53.87	54.9	55.4
6/17/2013	50.3	51.6	52.3	54.2	54.05	55	55.3
6/18/2013	50.2	51.8	52.5	54.2	54.17	55.2	55.5
6/19/2013	50.4	51.5	52.2	54.0	53.93	54.8	55.1
6/20/2013	50.7	51.7	52.4	54.0	53.95	54.9	55.1
6/21/2013	49.8	52.1	52.8	54.0	54.34	55.4	55.6
6/22/2013	49.8	52	52.9	54.0	54.62	55.7	56
6/23/2013	50.2	51.3	51.9	53.9	53.78	54.7	55.2
6/24/2013	50.1	51.3	51.6	53.7	53.26	53.9	54.2
6/25/2013	50.5	51.2	51.5	53.4	52.89	53.5	53.6
6/26/2013	50.6	51.3	51.8	53.2	53.97	54.9	55.1
6/27/2013	50.8	51.9	52.5	53.2	54.19	55.2	55.5
6/28/2013	50.8	52.2	53.1	53.2	54.98	56.2	56.6
6/29/2013	50.9	52.2	53	53.2	55.08	56.3	56.8
6/30/2013	51.2	52.3	53.1	53.4	54.98	56.1	56.6
7/1/2013	51.4	52.5	53.2	53.7	55.02	56	56.5
7/2/2013	51.5	52.6	53.5	54.2	55.3	56.5	57

7/3/2013	51.5	52.8	53.5	54.5	55.44	56.6	57.2
7/4/2013	51.6	52.8	53.7	54.6	55.45	56.5	57
7/5/2013	52.1	53	53.8	54.7	55.58	56.6	57
7/6/2013	52.3	53.2	53.9	54.9	55.64	56.7	57.2
7/7/2013	52.6	53.4	54	55.1	55.66	56.6	57
7/8/2013	52.8	53.5	54.2	55.2	55.8	56.7	57.1
7/9/2013	52.8	53.6	54.3	55.4	55.84	56.8	57.1
7/10/2013	53	53.8	54.4	55.5	56.05	57	57.4
7/11/2013	53.5	53.9	54.5	55.7	56.12	57.2	57.4
7/12/2013	53.6	54.1	54.7	55.8	56.15	57.2	57.3
7/13/2013	53.8	54.2	55	56.0	56.42	57.5	57.6
7/14/2013	53.8	54.5	55.1	56.2	56.58	57.7	57.8
7/15/2013	53.1	54.5	55.1	56.4	56.58	57.6	57.8
7/16/2013	53.1	54.1	54.9	56.4	56.68	57.6	57.9
7/17/2013	53.3	53.9	54.6	56.5	56.08	57.1	57.2
7/18/2013	53.3	54.1	54.9	56.5	56.26	57.3	57.5
7/19/2013	52.8	54.2	55	56.6	56.54	57.7	57.8
7/20/2013	52.9	53.8	54.8	56.6	56.55	57.8	58
7/21/2013	53.2	53.6	54.6	56.5	56.35	57.6	57.8
7/22/2013	53.1	54	54.9	56.5	56.47	57.6	57.9
7/23/2013	52.7	53.9	54.8	56.5	56.41	57.5	57.8
7/24/2013	52.3	53.9	54.7	56.5	56.3	57.4	57.6
7/25/2013	52.2	53.3	54.4	56.4	56.25	57.4	57.7
7/26/2013	52.3	53.4	54.2	56.3	56.06	57.2	57.5
7/27/2013	52.6	53.5	54.4	56.2	56.15	57.3	57.6
7/28/2013	52.1	53.7	54.6	56.3	56.29	57.5	57.7
7/29/2013	50.6	53.5	54.3	56.2	56.05	57.1	57.5
7/30/2013	50.9	52.2	53.4	56.0	55.42	56.3	56.6
7/31/2013	51.2	52.4	53.5	55.8	54.83	55.8	56
8/1/2013	51.3	52.7	53.9	55.8	55.29	56.4	56.6
8/2/2013	50.6	52.8	53.9	55.7	55.33	56.4	56.6
8/3/2013	51	52.6	53.8	55.6	55.15	56	56.2
8/4/2013	51.2	52.4	53.5	55.5	55.01	56	56.2
8/5/2013	51.2	52.8	54	55.5	55.15	56.2	56.4
8/6/2013	51.3	52.6	53.6	55.5	55.17	56.2	56.5
8/7/2013	51.1	52.7	53.9	55.6	55.2	56.3	56.5
8/8/2013	50	52.8	53.9	55.6	55.31	56.4	56.6
8/9/2013	50.7	52.7	53.8	55.5	55.25	56.2	56.5
8/10/2013	50.8	52.6	53.8	55.4	55.15	56.2	56.4
8/11/2013	50.8	52.6	53.8	55.4	55.22	56.3	56.5
8/12/2013	51.1	52.8	53.9	55.4	55.31	56.4	56.6
8/13/2013	52	53.1	54.3	55.6	55.51	56.6	56.8
8/14/2013	52.4	53.4	54.6	55.7	55.83	57	57.1
8/15/2013	51.8	53.4	54.6	55.9	55.88	57	57.3
8/16/2013	51.7	53.5	54.7	56.1	55.98	57.2	57.5
8/17/2013	51.4	53.3	54.6	56.3	56.23	57.6	57.9
8/18/2013	51.4	53.1	54.7	56.5	56.34	57.7	58.1

8/19/2013	51.2	53	54.5	56.5	56.28	57.6	58
8/20/2013	51.9	53.1	53.9	56.3	55.63	56.3	56.8
8/21/2013	51.7	53	54.3	56.2	55.65	57	57.1
8/22/2013	51.8	53.1	54.3	56.1	55.8	57	57.4
8/23/2013	51.6	52.9	54.3	56.0	55.68	57	57.2
8/24/2013	51.1	52.9	54.2	55.9	55.63	57.1	57.4
8/25/2013	50.5	52.7	54.1	55.8	55.68	57.2	57.5
8/26/2013	50.2	52.8	54.5	55.9	55.78	57.2	57.5
8/27/2013	50.3	53.4	54.5	56.2	55.63	56.9	57.2
8/28/2013	49.8	52.6	54.7	56.3	56.46	57.7	58.1
8/29/2013	50.7	52.2	53.8	56.3	55.47	56.9	57.7
8/30/2013	49.8	52.5	54.2	56.5	55.66	57	57.6
8/31/2013	49.9	53	54.7	56.6	56	57.6	58.2
9/1/2013	50.6	52.9	54.5	56.6	56.06	57.1	57.7
9/2/2013	50.2	52.7	54.4	56.6	55.83	57.2	57.8
9/3/2013	50.5	53.1	54.8	56.7	56.12	57.6	58.2
9/4/2013	50.2	52.9	54.4	56.7	56.04	57.5	58.1
9/5/2013	50.6	52.6	54.2	56.8	55.82	57.2	57.8
9/6/2013	50.9	52.8	54.2	56.7	55.61	56.2	57.6
9/7/2013	51	52.5	54.1	56.6	55.88	57.1	57.7
9/8/2013	51	52.5	54.1	56.7	55.66	56.9	57.4
9/9/2013	50.8	52.9	54.4	56.7	55.85	57.2	57.9
9/10/2013	51.3	52.9	54.5	56.7	56.18	57.6	58.3
9/11/2013	50.6	53	54.7	56.7	56.22	57.7	58.4
9/12/2013	50.5	52.9	54.4	56.6	56.07	57.2	57.9
9/13/2013	51.1	51.9	53.7	56.6	55.84	57.1	57.7
9/14/2013	52	52.2	53.7	56.5	55.53	56.8	57.5
9/15/2013	51.3	52.9	54.2	56.6	55.69	56.9	57.5
9/16/2013	51.4	53	54.6	56.5	56	57.2	57.6
9/17/2013	50.8	53.2	54.5	56.6	55.93	57.2	57.9
9/18/2013	51.5	52.7	54.3	56.5	56.05	56.8	57.3
9/19/2013	51.7	52.1	53.5	56.4	55.5	55.9	56.5
9/20/2013	51.8	52.5	53.4	56.3	55.11	55.6	56
9/21/2013	51.8	52.8	53.4	56.0	55.42	55.8	56.3
9/22/2013	52.5	52.6	53.8	55.9	54.72	55.1	55.3
9/23/2013	52.1	53.1	54.5	55.8	55.59	56.7	57.1
9/24/2013	52.8	53.3	54.5	55.7	56	57	57.5
9/25/2013	52.8	53.1	54.1	55.6	55.4	55.9	56.2
9/26/2013	52.7	53.3	54.2	55.7	54.92	55.3	55.5
9/27/2013	52.2	53.2	54.4	55.9	55.18	55.7	55.9
9/28/2013	52.9	53	54.3	56.3	55.38	55.9	56.1
9/29/2013	52.9	53.1	53.9	56.1	55.4	56	56.5
9/30/2013	53.4	53.2	54.7	56.1	55.84	56.8	57.2
10/1/2013	53.7	53.9	55	56.3	55.92	56.7	57.2
10/2/2013	53.3	53.9	55	56.5	56	56.7	57
10/3/2013	53.4	53.6	54.6	56.4	55.48	55.8	56.1
10/4/2013	53.6	53.5	54.5	56.4	55.15	55.4	55.6

10/5/2013	54	53.6	54.5	56.5	55.07	55.6	55.7
10/6/2013	54.2	54	54.9	56.9	55.28	55.8	55.9
10/7/2013	54.2	54	54.7	56.9	55.47	55.8	56
10/8/2013	54.7	54.1	54.8	56.7	55.3	55.5	55.7
10/9/2013	54	54.2	55	56.7	55.18	55.4	55.5
10/10/2013	53.3	54.1	55.2	56.8	55.59	56	56.1
10/11/2013	53.7	53.6	54.5	56.8	55.5	55.8	56
10/12/2013	53.5	53.7	54.5	56.8	55.16	55.4	55.6
10/13/2013	53.8	53.8	54.6	56.7	55.29	55.5	55.7
10/14/2013	55.1	53.8	54.7	56.8	55.23	55.4	55.5
10/15/2013	54.7	54.1	54.8	56.8	55.3	55.5	55.6
10/16/2013	54.7	54.3	54.9	56.7	55.13	55.2	55.2
10/17/2013	55	54.5	55.3	56.8	55.3	55.5	55.5
10/18/2013	54.5	54.7	55.6	56.9	55.67	56	56.1
10/19/2013	55.2	54.5	55.4	57.1	55.82	56.1	56.2
10/20/2013	55.2	54.8	55.5	57.2	55.81	56	56.1
10/21/2013	54.9	54.9	55.8	57.4	55.95	56.3	56.4
10/22/2013	55.3	54.9	55.8	57.6	56.09	56.4	56.5
10/23/2013	55.1	54.9	55.7	57.7	55.86	56.1	56.2
10/24/2013	55.3	55	55.6	57.7	55.84	55.9	56
10/25/2013	55.6	54.9	55.5	57.7	55.8	55.9	55.9
10/26/2013	56.4	54.9	55.4	57.7	55.62	55.6	55.7
10/27/2013	55.5	55	55.5	57.6	55.56	55.5	55.6
10/28/2013	55.2	54.7	55	57.3	55.45	55.1	55.2
10/29/2013	55.4	54.7	55.1	57.0	55.46	55.2	55.3
10/30/2013	54.9	54.6	55.1	56.9	55.21	54.9	55.1
10/31/2013	54.2	55.1	55.3	56.8	55.05	54.8	55
5/1/2014	50.5	52	53.8	55.7	56	58.6	59.5
5/2/2014	50.7	51.9	53.7	55.9	55.5	58	58.8
5/3/2014	50.5	51.9	53.5	56.2	55.2	57.7	58.5
5/4/2014	50.4	51.9	53.3	56.5	55.2	57.7	58.4
5/5/2014	50.6	51.6	52.9	56.2	54.4	56.5	57.1
5/6/2014	51.4	51.5	52.9	56.0	53.9	56.1	56.6
5/7/2014	51.2	52.1	53.1	55.7	54	56.2	56.8
5/8/2014	50.8	52.1	52.9	55.3	54.6	55.8	56.5
5/9/2014	51	51.6	53	55.2	54	55.8	56.2
5/10/2014	51.3	51.8	52.8	55.0	53.7	55.5	56.1
5/11/2014	52.3	52	53.1	55.0	53.8	55.6	56.1
5/12/2014	52.2	53.1	54.2	55.2	54.5	56.7	57.1
5/13/2014	52.1	53.2	54.7	55.5	55.6	57.9	58.4
5/14/2014	52.1	53.1	54.6	55.7	56	58.2	58.9
5/15/2014	52.2	53	54.3	56.1	55.9	58	58.6
5/16/2014	52.3	53	54.5	56.3	56.1	57.9	58.5
5/17/2014	52	53.2	54.5	56.6	56.2	58.1	58.7
5/18/2014	52.1	53.3	54.6	56.8	56.3	57.9	58.5
5/19/2014	52.3	53.1	54.2	56.7	55.8	57.3	57.8
5/20/2014	52.3	53.1	54.4	56.7	55.6	57.3	57.8

5/21/2014	52.7	53.5	54.8	56.7	56.2	58.1	58.7
5/22/2014	52.7	53.6	55	56.8	56.6	58.6	59.2
5/23/2014	52.8	53.8	55	56.9	56.6	58.4	59.1
5/24/2014	53	53.9	55.5	56.9	57	58.9	59.5
5/25/2014	53.1	54.1	55.6	57.1	57	59.1	59.8
5/26/2014	53.1	54.1	55.6	57.3	57	59	59.7
5/27/2014	53.1	54.3	55.6	57.4	57	58.8	59.5
5/28/2014	54	54.2	55.3	57.4	56.4	58	58.6
5/29/2014	53.9	54.3	55.5	57.5	56.3	58	58.5
5/30/2014	53.6	54.7	55.9	57.7	56.6	58.4	58.9
5/31/2014	54.6	54.7	55.9	57.8	56.5	58.4	58.9
6/1/2014	53.4	54.9	56.2	57.9	56.8	58.9	59.4
6/2/2014	53.3	55.4	56.6	58.1	57.1	59.3	59.8
6/3/2014	52.8	54.8	56.4	58.2	57.3	59.5	60.1
6/4/2014	52.3	54.6	56	58.3	56.6	59.1	59.7
6/5/2014	52.5	54.6	56.1	58.3	56.8	59.4	60
6/6/2014	51.3	55	56.5	58.4	57.1	59.8	60.4
6/7/2014	51.7	54.5	56.3	58.4	57.2	60	60.7
6/8/2014	51	54.1	55.8	58.3	57	59.6	60.4
6/9/2014	51.8	53.9	55.7	58.1	56.7	59.4	60
6/10/2014	50.2	54.1	55.7	58.1	56.6	59.2	59.9
6/11/2014	51.8	53.9	55.6	58.0	56.6	59.3	59.8
6/12/2014	52.3	54.1	55.6	57.9	56.6	58.9	59.5
6/13/2014	53.2	53.9	55.5	57.7	56.5	58.3	58.8
6/14/2014	52.6	54.9	55.4	57.5	56.4	57.7	58.2
6/15/2014	52.4	54.5	56	57.5	56.8	58.5	58.8
6/16/2014	52.2	54.4	55.7	57.6	56.7	58.5	58.9
6/17/2014	52.3	54.3	55.7	57.5	56.5	58.2	58.6
6/18/2014	52.1	53.9	55.2	57.5	56.3	58	58.5
6/19/2014	51.8	54	55.4	57.4	56.4	58.1	58.5
6/20/2014	53	53.8	55.2	57.3	56.4	58	58.5
6/21/2014	53.1	54.5	55.8	57.5	56.2	57.9	58.2
6/22/2014	54.1	54.6	55.8	57.5	56.5	58.3	58.6
6/23/2014	53.3	55.4	56.6	57.7	56.8	58.8	59
6/24/2014	54	54.9	56.2	57.8	57.1	59	59.5
6/25/2014	53.2	55.2	56	57.8	57	58	58.5
6/26/2014	53	54.4	55.5	57.7	56.7	58	58.3
6/27/2014	51.8	54.5	55.8	57.8	56.8	58.6	59
6/28/2014	52.4	54.6	55.8	57.7	56.9	58.6	59.1
6/29/2014	52.8	55	56.2	57.7	57.1	58.9	59.3
6/30/2014	50.6	55.2	56.5	57.7	57.3	59.4	59.8
7/1/2014	49.8	54.3	55.9	57.5	57.6	59.5	60.2
7/2/2014	49.8	54.3	55.8	57.6	57.2	59.1	59.7
7/3/2014	49.3	54.7	56	57.8	57.1	59.2	59.8
7/4/2014	50.7	54.4	55.8	57.9	57.4	59.3	60
7/5/2014	50.2	54.5	55.8	57.9	57	58.8	59.3
7/6/2014	49.4	54.4	55.7	57.8	57	58.8	59.4

7/7/2014	49.6	54.1	55.5	57.6	57	58.7	59.3
7/8/2014	49.6	54.2	55.1	57.3	57	57.8	58.5
7/9/2014	50	53.9	55.3	57.2	56.8	58.3	58.8
7/10/2014	50.3	54	55.4	57.1	56.7	58.8	59.4
7/11/2014	50.3	54	55.2	56.9	56.9	58.5	59.2
7/12/2014	50.4	53.8	55.2	56.7	56.7	58.4	59
7/13/2014	50.3	54	55.3	56.7	56.8	58.7	59.3
7/14/2014	49.9	54.3	55.7	56.7	57	59	59.6
7/15/2014	49.9	53.9	55.1	56.7	56.8	58.4	59.1
7/16/2014	50.1	53.8	54.9	56.6	56.6	58	58.7
7/17/2014	51	54	55.2	56.6	56.6	58.2	58.8
7/18/2014	50.4	54.1	55.4	56.6	57.1	58.7	59.3
7/19/2014	52	54.4	55.7	56.7	57.2	59	59.6
7/20/2014	50.6	54.8	56.2	56.9	57.5	59.5	60.1
7/21/2014	50.2	54.8	55.8	56.7	57.5	58.8	59.5
7/22/2014	50.1	54.2	55.5	56.8	57	58.1	58.6
7/23/2014	50.2	53.8	55.2	56.8	56.9	58.4	59
7/24/2014	50.7	54.1	55.4	56.9	56.4	58.1	58.6
7/25/2014	51.1	54	55.4	56.9	56.9	58.5	59
7/26/2014	50.6	54.1	55.4	56.9	56.7	58.3	58.8
7/27/2014	50.6	54.3	55.4	56.7	56.9	58	58.6
7/28/2014	50.9	54.1	55.6	56.7	57	58.6	59.1
7/29/2014	51.3	54.6	55.9	56.9	57.3	58.9	59.5
7/30/2014	51.1	54.8	56.2	57.1	57.6	59.5	60.1
7/31/2014	51.3	54.6	56.3	57.2	57.8	59.7	60.3
8/1/2014	51.6	54.4	55.8	57.3	57.6	59.1	59.8
8/2/2014	52.2	54.5	55.8	57.4	57.4	58.9	59.6
8/3/2014	51.8	54.6	56	57.5	57.4	58.9	59.4
8/4/2014	51.8	54.6	55.6	57.4	57.3	58.1	58.7
8/5/2014	51.9	54.5	55.2	57.1	56.5	56.9	57.4
8/6/2014	53.2	54.4	55.8	57.0	56.7	58	58.1
8/7/2014	53.5	54.9	56.2	57.0	57.2	58.8	59.3
8/8/2014	52.4	55.3	56.5	57.1	57.7	59.6	60.2
8/9/2014	51.4	55.1	56.8	57.3	58	59.9	60.6
8/10/2014	51.4	54.4	55.9	57.3	57.9	59.4	60.2
8/11/2014	51.8	54.5	55.7	57.4	57.6	58.5	59.3
8/12/2014	51.6	54.8	55.8	57.6	57.5	58.5	59.1
8/13/2014	51.7	54.7	56.1	57.7	57.8	58.9	59.4
8/14/2014	51.8	54.8	56.3	57.8	58	59.2	59.9
8/15/2014	52.2	54.8	56.3	57.8	58.2	59.3	60
8/16/2014	52.5	54.9	56.3	57.8	58.1	59.2	60
8/17/2014	52.3	55.3	56.7	57.9	58.5	59.5	60
8/18/2014	52.4	55.3	56.6	58.1	58.3	59.4	60.1
8/19/2014	52.4	55.1	56.7	58.4	58.4	59.6	60.2
8/20/2014	52.8	54.8	56.4	58.5	58.4	59.7	60.5
8/21/2014	52.6	55	56.5	58.6	58.3	59.5	60.2
8/22/2014	52.8	54.9	56.5	58.7	58.5	59.8	60.5

8/23/2014	53	55.2	56.6	58.8	58.5	59.5	60.2
8/24/2014	53.3	54.8	56.4	58.8	58.4	59.5	60.1
8/25/2014	53.7	55	56.3	58.7	58.4	59.3	60
8/26/2014	53	55.2	56.5	58.7	58.3	59.3	59.9
8/27/2014	52.6	54.8	56.6	58.8	58.5	59.7	60.4
8/28/2014	52.9	54.1	55.7	58.7	58.4	59.2	60.1
8/29/2014	53.2	54.1	55.4	58.5	58	58.4	59.2
8/30/2014	53.2	54.5	55.6	58.4	57.8	58.4	59
8/31/2014	53.4	54.5	55.9	58.3	58	58.9	59.5
9/1/2014	53.8	54.6	55.8	58.3	58	58.7	59.5
9/2/2014	53.8	54.6	55.9	58.2	58	58.9	59.5
9/3/2014	54.3	55.1	56.3	58.3	58.1	59	59.6
9/4/2014	54.6	55.1	56.2	58.4	58.1	58.8	59.4
9/5/2014	55.1	55.3	59.5	58.6	58	58.8	59.3
9/6/2014	55.1	55.4	56.8	58.9	58.3	59.4	60
9/7/2014	55.8	55.8	56.9	59.2	58.5	59.5	60
9/8/2014	56.2	56.1	57.2	59.4	58.6	59.7	60.3
9/9/2014	56.6	56.2	57.3	59.7	58.8	59.8	60.4
9/10/2014	55.4	56.7	57.7	59.9	58.9	60	60.4
9/11/2014	56.2	56.2	57.6	60.1	59.1	60.3	60.8
9/12/2014	55.8	56.7	57.8	60.4	59.1	60.1	60.6
9/13/2014	56.2	56.7	57.8	60.4	59.3	60.5	61
9/14/2014	57.1	56.9	58.3	60.6	59.4	60.7	61.1
9/15/2014	56.8	57.4	58.6	60.7	59.7	61.1	61.6
9/16/2014	57.4	57.8	58.7	60.9	59.9	61.1	61.5
9/17/2014	57.3	57.6	58.6	61.0	59.8	60.8	61.1
9/18/2014	57.1	58	58.9	61.1	60.1	61.5	62
9/19/2014	59.3	58.3	59.5	61.2	60.1	61.3	61.7
9/20/2014	57.3	58.5	59.9	61.6	60.5	62.1	62.6
9/21/2014	58.6	58.8	60	61.8	60.8	62.2	62.7
9/22/2014	57.8	58.8	59.9	61.9	60.8	62	62.4
9/23/2014	59	59.1	60.1	62.0	61.2	62.1	62.4
9/24/2014	57.8	59.2	59.8	62.0	61	61.9	62.4
9/25/2014	59.1	59	60	62.0	60.9	61.7	61.9
9/26/2014	58.8	59	60	62.1	60.7	61.5	61.7
9/27/2014	59.6	59.2	59.5	62.0	61	61.9	62.1
9/28/2014	60.1	59.5	57.7	61.7	61.1	61.7	62
9/29/2014	59.5	59.9	61.7	61.9	60.9	61.5	61.5
9/30/2014	59.6	60.5	61.3	62.1	61.8	62.7	62.8
10/1/2014	59.8	60.3	61.1	62.4	61.4	62	62
10/2/2014	60.3	60.1	61.1	62.7	61.3	61.9	61.9
10/3/2014	61.4	60.4	61.3	63.0	61.5	62.1	62.1
10/4/2014	60.8	60.7	61.7	63.3	61.8	62.6	62.6
10/5/2014	60.9	61.2	62.1	64.0	62.2	63	63.1
10/6/2014	60.9	61.2	62.2	64.3	62.5	63.4	63.5
10/7/2014	61.3	61.3	62.3	64.4	62.5	63.3	63.4
10/8/2014	61.2	61.6	62.3	64.6	62.3	63.1	63.1

10/9/2014	59.7	61.2	62.3	64.7	62.3	63.1	63.2
10/10/2014	60.6	60.8	61.9	64.8	62	62.8	63
10/11/2014	61.3	60.5	61.6	64.7	61.9	62.7	63
10/12/2014	63.2	60.5	61.2	64.5	61.7	62	62.2
10/13/2014	60.6	60.6	61.2	64.3	61.2	61.3	61.4
10/14/2014	61.5	60.6	60.6	63.7	61	60.8	61
10/15/2014	61.3	60.4	60.9	63.4	60.8	60.8	60.9
10/16/2014	61.3	60.7	61.3	63.2	61	61.5	61.4
10/17/2014	60.9	60.5	60.9	62.9	61.3	61.6	61.7
10/18/2014	61.1	60.6	61.4	62.8	61.3	62	62.1
10/19/2014	61.6	60.8	61.3	62.9	61.5	62	62.1
10/20/2014	59.8	60.6	60.7	62.6	61.5	61.2	61.4
10/21/2014	60	60.2	60.3	62.7	61	60.2	60.2
10/22/2014	63.2	59.6	59.7	62.4	60.7	59.8	59.8
10/23/2014	61.8	59.5	59.4	61.9	60.5	59.6	59.6
10/24/2014	62.6	60.1	60.5	61.9	60.4	60.3	60.2
10/25/2014	62.5	60	60.2	61.7	60.4	60.8	60.9
10/26/2014	61.7	60.1	60.1	61.5	59.7	58.8	58.9
10/27/2014	61.3	60	59.9	61.4	60	59.4	59.2
10/28/2014	61.5	60.2	60.2	61.4	60	59.4	59.3
10/29/2014	61.6	60.2	60.8	61.7	60.2	60.6	60.5
10/30/2014	61.8	60	60.4	62.0	60.5	60.8	60.9
10/31/2014	61.1	59.9	59.7	61.6	60.6	59.9	59.9
5/1/2015	50.7	53.3	54.8	57.0	56.3	57.7	58.3
5/2/2015	50.6	53.2	54.8	57.3	56.8	58.3	58.9
5/3/2015	51.2	52.9	54.6	57.5	56.5	58	58.8
5/4/2015	50.9	53.2	54.6	57.6	56.3	57.8	58.5
5/5/2015	51.1	53.1	54.6	57.6	56.2	57.7	58.4
5/6/2015	51.2	53.2	54.4	57.5	55.8	57.2	57.9
5/7/2015	51.7	53.3	54.3	57.5	55.6	56.4	56.9
5/8/2015	51	53.9	55.1	57.6	56.1	57.2	57.6
5/9/2015	51.1	53.7	55.4	57.7	56.9	58.4	59
5/10/2015	51.3	53.4	54.8	57.7	56.5	58.1	58.9
5/11/2015	52	53.3	54.6	57.7	56.3	57.7	58.4
5/12/2015	51.6	53.5	54.5	57.6	55.9	56.9	57.7
5/13/2015	51.5	53.5	54.6	57.5	56.1	56.9	57.4
5/14/2015	53.2	53.7	54.9	57.6	56.1	57.1	57.5
5/15/2015	51.2	54.2	54.8	57.4	56.1	57.1	57.6
5/16/2015	51.8	53.4	55.3	57.2	56.6	57.9	58.4
5/17/2015	51.8	54.0	55.1	57.3	56.3	57.5	58
5/18/2015	52.1	54.0	55.4	57.4	56.5	58	58.6
5/19/2015	51.8	54.1	55.5	57.6	57	58.5	59.1
5/20/2015	52.1	54.3	55.7	57.9	57	58.5	59
5/21/2015	52.3	53.9	55.6	58.0	57.1	58.8	59.4
5/22/2015	52.5	53.9	55.2	58.1	57	58.4	59.1
5/23/2015	52.7	53.8	55.3	58.2	56.8	58.4	58.9
5/24/2015	52.8	54.5	55.9	58.3	57	59	59.5

5/25/2015	53	54.2	55.9	58.4	57.6	59.7	60.4
5/26/2015	53.3	54.3	55.9	58.4	57.5	59.5	60.2
5/27/2015	52.9	54.8	56.3	58.5	57.6	59.8	60.5
5/28/2015	53.1	54.3	56.1	58.6	58.7	60.2	61
5/29/2015	52.8	54.4	56	58.7	57.7	59.9	60.7
5/30/2015	53.2	54.4	55.9	58.7	57.6	59.6	60.3
5/31/2015	52.9	54.4	55.7	58.4	57.1	58.7	59.4
6/1/2015	52.9	54.3	55.7	58.3	57.1	58.8	59.4
6/2/2015	53.9	54.5	56.2	58.2	57.5	59.6	60.2
6/3/2015	53.5	55.0	56.3	58.2	57.6	59.7	60.4
6/4/2015	53.5	55.1	56.4	58.1	58.1	60.1	60.9
6/5/2015	53.5	55.0	56.7	58.2	57.9	59.8	60.4
6/6/2015	53.4	55.2	56.9	58.5	58.5	60.9	61.6
6/7/2015	53.8	55.4	57.1	58.8	58.8	61.2	62.1
6/8/2015	54.1	55.5	57.3	59.0	59	61.5	62.4
6/9/2015	52.9	55.8	57.3	59.2	59.1	61.5	62.4
6/10/2015	54.4	55.5	57.4	59.3	59.2	61.4	62.2
6/11/2015	53.6	56.0	57.6	59.6	59.1	61.5	62.3
6/12/2015	53.5	56.0	57.7	59.7	59.5	61.9	62.8
6/13/2015	53.3	56.2	58	59.9	59.6	62.1	62.9
6/14/2015	53.7	56.0	57.8	59.9	59.7	62	63
6/15/2015	54.7	56.1	57.8	60.0	59.5	61.7	62.6
6/16/2015	54.3	56.5	58	60.1	59.5	61.7	62.5
6/17/2015	53.7	56.7	58.4	60.3	59.8	62.1	62.9
6/18/2015	53.1	56.2	58.2	60.3	60.4	62.1	63
6/19/2015	54	55.5	57.2	60.2	59.5	61.4	62.3
6/20/2015	53.2	55.7	57	60.1	58.8	60.5	61.4
6/21/2015	52.5	55.9	57.5	60.0	59.2	60.7	61.4
6/22/2015	52.8	55.7	57.3	59.9	59.1	60.9	61.6
6/23/2015	52.4	56.1	57.5	59.8	59	60.9	61.6
6/24/2015	52.5	56.4	58.2	59.8	59.6	61.7	62.4
6/25/2015	51.8	55.9	58	59.8	60	62.2	63.2
6/26/2015	51.6	55.4	57.5	59.7	59.9	62.1	63.2
6/27/2015	51.4	55.3	57	59.7	59.4	61.4	62.4
6/28/2015	51.3	55.2	56.9	59.6	58.7	60.3	61.3
6/29/2015	51.2	55.1	56.9	59.5	59	60.8	61.6
6/30/2015	51.8	55.6	57.2	59.5	59.1	61	61.9
7/1/2015	51	55.8	57.4	59.4	59.5	61.4	62.4
7/2/2015	51.4	55.9	57.6	59.3	59.6	61.6	62.5
7/3/2015	51.6	56.0	57.7	59.3	59.8	61.8	62.8
7/4/2015	51.5	55.9	57.8	59.4	59.9	61.9	62.9
7/5/2015	51.3	55.8	57.8	59.5	60.1	62.2	63.2
7/6/2015	52.6	55.9	57.7	59.7	60	61.9	62.9
7/7/2015	52	56.2	57.9	59.8	59.7	61.6	62.5
7/8/2015	50.9	56.3	57.9	59.8	59.7	61.5	62.2
7/9/2015	50.6	55.4	57.1	59.6	59	60.4	61.2
7/10/2015	51.5	54.2	56.1	59.3	58.4	60.1	60.9

7/11/2015	51.9	54.4	55.9	59.0	57.7	59.5	60.4
7/12/2015	52.3	55.1	56.5	58.7	58.1	60	60.8
7/13/2015	52.6	55.1	56.8	58.5	58.2	60	60.6
7/14/2015	53	55.5	57.2	58.4	58.6	60.6	61.3
7/15/2015	52.4	55.9	57.5	58.4	59	61.2	62
7/16/2015	51	55.8	57.9	58.7	59.5	61.8	62.7
7/17/2015	51.3	55.1	57.2	58.9	59.4	61.7	62.8
7/18/2015	50.3	55.1	56.8	59.2	59.1	61.2	62.2
7/19/2015	51	55.2	56.9	59.3	58.7	60.8	61.7
7/20/2015	51.5	55.4	57.2	59.5	59.1	61.2	62.1
7/21/2015	51.2	55.0	57	59.5	59.2	61.5	62.5
7/22/2015	50.6	55.4	57.1	59.4	59.3	61.4	62.5
7/23/2015	50.6	55.0	56.7	59.2	58.8	60.6	61.5
7/24/2015	50.8	55.0	56.6	59.1	58.4	60	60.8
7/25/2015	51.3	55.0	56.7	59.1	58.5	60.1	60.8
7/26/2015	50.5	54.9	56.5	59.1	58.4	60.1	60.9
7/27/2015	50.9	55.2	56.9	59.1	58.6	60.4	61.2
7/28/2015	50.7	55.3	57.1	59.1	58.8	60.6	61.4
7/29/2015	52.1	55.1	57.1	59.1	58.9	60.8	61.6
7/30/2015	51.8	55.4	56.7	59.2	58.6	60.4	61.4
7/31/2015	51.7	55.1	56.8	59.1	59	60.4	61.2
8/1/2015	51.2	54.8	56.8	59.1	58.5	60.4	61.2
8/2/2015	51.2	54.8	56	58.8	58.3	59.8	60.8
8/3/2015	51.3	54.5	56.3	58.7	58	59.7	60.4
8/4/2015	52	54.8	56	58.5	58	59.3	60.1
8/5/2015	53	54.5	55.7	58.2	57.5	58.8	59.5
8/6/2015	53.5	55.4	56.2	58.0	57.6	58.9	59.5
8/7/2015	52.3	56.0	57.4	58.2	58.4	60.3	60.8
8/8/2015	50.7	55.8	57.4	58.3	58.9	60.9	61.6
8/9/2015	51.1	55.7	57.2	58.6	58.7	60.5	61.3
8/10/2015	50.7	55.3	56.8	58.6	58.7	60.2	61
8/11/2015	51.2	54.3	56.2	58.6	58.4	59.9	60.7
8/12/2015	51.2	54.0	55.6	58.7	57.7	59	59.8
8/13/2015	52	54.6	56.1	58.8	57.5	59.1	59.8
8/14/2015	52.5	54.6	55.9	58.6	57.9	59.3	60.1
8/15/2015	52.1	55.0	56.4	58.5	57.7	59.2	59.8
8/16/2015	51.5	55.4	57	58.5	58.2	59.9	60.4
8/17/2015	52.5	55.6	57.1	58.7	58.5	60.2	60.8
8/18/2015	51.7	55.5	57	58.9	58.5	60.1	60.9
8/19/2015	51.7	55.6	57	59.0	58.5	60	60.7
8/20/2015	51.7	55.6	56.9	58.9	58.4	59.5	60.2
8/21/2015	52	55.8	57.3	59.2	58.6	59.9	60.5
8/22/2015	52.3	55.9	57.5	59.3	58.9	60.4	61.1
8/23/2015	52.2	56.3	57.8	59.4	59.1	60.6	61.2
8/24/2015	51.8	57.1	58.5	59.6	59.4	61	61.6
8/25/2015	51.4	56.5	58.4	59.7	59.8	61.3	62
8/26/2015	51.4	56.0	57.8	59.9	59.6	60.9	61.5

8/27/2015	51.4	55.7	57.2	60.0	59.9	60.3	61.2
8/28/2015	51.6	55.6	57.2	59.9	58.9	60.1	61
8/29/2015	52	55.4	57.3	59.9	59.6	60.9	61.8
8/30/2015	52	55.7	57.2	59.8	58.7	59.8	60.7
8/31/2015	51.9	55.5	57.1	59.6	58.8	59.8	60.5
9/1/2015	52.1	55.1	56.9	59.4	58.8	59.9	60.6
9/2/2015	52.2	54.8	56.3	59.2	58.3	59.5	60.4
9/3/2015	52.3	54.8	56.5	59.2	58.2	59.4	60.2
9/4/2015	52.3	54.7	56.1	59.0	57.7	58.7	59.5
9/5/2015	52.3	54.6	55.9	58.9	57.1	57.9	58.6
9/6/2015	52.6	54.5	56	58.7	57.4	58.1	58.7
9/7/2015	52.8	54.9	56.2	58.6	57.3	58.3	58.9
9/8/2015	53	55.2	56.6	58.6	57.8	58.8	59.4
9/9/2015	52.8	55.5	56.9	58.7	58.1	59.2	59.8
9/10/2015	53.4	55.3	56.9	58.8	58.5	59.5	60.2
9/11/2015	53.7	55.1	56.6	58.8	58.1	59.4	60.1
9/12/2015	53.7	54.9	56.2	58.8	57.5	58.4	59
9/13/2015	53.6	55.5	56.5	58.8	57.7	58.6	59.1
9/14/2015	53.4	55.3	56	58.4	57.3	58.2	59
9/15/2015	53.4	54.9	56	58.1	57	57.5	57.9
9/16/2015	54.2	54.7	55	57.5	55.6	56.2	56.8
9/17/2015	54.2	55.0	56.2	57.3	56.8	57.5	57.7
9/18/2015	54.7	55.8	57	57.4	57.3	58.6	59.1
9/19/2015	54.3	55.9	57.2	57.7	57.9	59.2	59.7
9/20/2015	54.4	55.9	57.5	57.9	58.2	59.5	60.1
9/21/2015	54.3	56.0	57.5	58.4	58.3	59.6	60.3
9/22/2015	54.3	56.1	57.6	58.9	58.4	59.7	60.3
9/23/2015	54.5	55.9	57.3	59.5	58.2	59.4	60
9/24/2015	54.7	55.8	57.2	59.7	58	59.1	59.7
9/25/2015	54.5	55.9	57.2	59.7	58	59.1	59.5
9/26/2015	54.2	56.1	57.5	59.7	58.2	59.4	59.8
9/27/2015	54.5	55.6	57.2	59.7	58.2	59.4	59.8
9/28/2015	54.7	55.6	57	59.6	57.9	59	59.4
9/29/2015	54.8	55.5	56.8	59.4	57.8	58.7	59.1
9/30/2015	55.3	55.7	56.3	59.2	57.3	57.5	57.9
10/1/2015	55.3	55.6	56.5	58.9	57.3	57.8	58
10/2/2015	55.6	55.9	57.1	58.9	57.5	58.3	58.7
10/3/2015	56	56.1	57.2	58.8	57.9	58.5	58.9
10/4/2015	56.1	56.2	57.5	58.9	57.9	58.7	59
10/5/2015	55.2	56.5	57.7	58.9	58.1	59	59.4
10/6/2015	55.5	56	57.3	59.0	58.5	59	59.4
10/7/2015	55.7	56.1	56.9	59.0	57.7	58.4	58.8
10/8/2015	56	56.2	57.2	59.2	57.8	58.5	58.9
10/9/2015	55.3	56.5	57.4	59.2	57.8	58.6	59
10/10/2015	55.7	56.5	57.7	59.3	58.1	58.9	59.4
10/11/2015	55.6	56.2	57.4	59.3	58.1	58.9	59.4
10/12/2015	55.4	55.8	56.9	59.2	57.7	58.3	58.8

10/13/2015	55.7	55.9	56.9	59.2	57.5	58.1	58.4
10/14/2015	56	56	57	59.3	57.5	58.1	58.5
10/15/2015	54.5	56.1	57.1	59.4	57.8	58.4	58.8
10/16/2015	54.3		57	59.3	57.7	58.4	58.8
10/17/2015	55.5		56.1	58.9	57.5	57.9	58.5
10/18/2015	55.2		55.6	58.6	56.8	57.1	57.6
10/19/2015	54.8		55.3	58.3	56.2	56.4	56.7
10/20/2015	54.7		55.8	58.1	56.2	56.6	56.8
10/21/2015	55.7	55.4	56.1	58.0	56.5	56.9	57.1
10/22/2015	56	55.3	56	57.9	56.6	57.1	57.4
10/23/2015	56.1	55.9	56.2	57.6	56.6	56.8	57
10/24/2015	56.2	55.8	56.4	57.7	56.7	56.9	57.1
10/25/2015	56.7	55.8	56.6	57.9	56.9	57.3	57.5
10/26/2015	56.7	56.1	56.7	58.3	56.9	57.3	57.5
10/27/2015	56.2	56.2	56.3	58.1	56.7	56.9	57.1
10/28/2015	56.3	56.4	57.1	58.2	57.5	57.6	57.7
10/29/2015	56.7	56.5	57	58.3	57.2	57.4	57.6
10/30/2015	56.3	56.5	57	58.6	57.2	57.3	57.4
10/31/2015	56.6	56.1	56.7	58.5	57.3	57.6	57.8
5/1/2016		54.4	55.8	57.7	56.6	59.4	59.8
5/2/2016		54.6	56.1	58.0	56.9	60.1	60.6
5/3/2016		54.4	55.4	58.3	57.2	59.4	60.1
5/4/2016		53.9	54.8	58.1	57.3	58.3	58.8
5/5/2016		54.0	55.1	58.0	57.2	58.6	58.8
5/6/2016		54.2	54.9	57.7	57.2	57.8	58.3
5/7/2016		53.4	53.9	57.1	57.1	56.8	57.2
5/8/2016		53.0	54.3	56.7	56.8	57.3	57.4
5/9/2016		53.3	54.7	56.5	56.8	58.7	59.2
5/10/2016		54.1	55.4	56.6	58.1	59.5	59.9
5/11/2016		52.9	54.8	56.8	57.9	59.5	60.1
5/12/2016		52.9	54.4	56.8	57.6	58.9	59.8
5/13/2016		52.7	54.6	57.0	57.5	59.4	60.3
5/14/2016		52.8	54.2	57.3	57.1	58.9	59.8
5/15/2016		52.7	54.5	57.5	57.0	58.7	59.5
5/16/2016		52.6	54.4	57.5	57.1	58.8	59.8
5/17/2016		52.6	54.7	57.4	57.4	59.1	60.0
5/18/2016		51.7	53.9	57.2	57.1	59.2	60.3
5/19/2016		51.8	53.6	57.0	56.4	58.3	59.4
5/20/2016		51.3	52.1	56.4	54.0	55.4	56.4
5/21/2016		50.8	51.8	55.9	53.5	54.4	54.9
5/22/2016		50.6	51.8	55.3	53.6	54.7	55.4
5/23/2016		51.0	52.3	55.0	54.5	55.5	56.0
5/24/2016		51.6	53.1	54.8	55.7	57.2	58.0
5/25/2016		51.8	53.5	54.8	56.0	57.5	58.3
5/26/2016		52.1	53.8	54.9	56.5	58.1	59.0
5/27/2016		52.1	53.8	55.4	56.6	58.3	59.3
5/28/2016		52.0	53.8	55.9	56.5	58.1	59.1

5/29/2016	52.0	53.8	56.4	56.6	58.4	59.4
5/30/2016	52.4	54.2	56.6	57.1	58.9	59.9
5/31/2016	52.5	54.5	56.9	57.5	59.5	60.6
6/1/2016	52.5	54.3	56.9	57.4	59.5	60.7
6/2/2016	52.4	54.1	56.8	56.8	58.7	59.8
6/3/2016	52.5	54.1	56.8	56.6	58.5	59.4
6/4/2016	52.2	53.7	56.5	56.1	58.1	59.0
6/5/2016	51.5	53.2	56.3	55.8	57.7	58.6
6/6/2016	51.4	53.3	56.0	56.1	58.2	59.1
6/7/2016	51.2	53.1	55.7	56.0	58.3	59.3
6/8/2016	51.2	52.7	55.3	55.2	57.4	58.4
6/9/2016	51.1	52.7	55.1	55.2	56.9	57.6
6/10/2016	51.5	52.9	54.9	55.3	57.0	57.8
6/11/2016	51.3	52.9	55.0	55.2	56.8	57.5
6/12/2016	51.1	52.8	55.0	55.2	56.9	57.6
6/13/2016	51.0	52.6	55.0	55.2	57.0	57.8
6/14/2016	51.2	52.5	54.9	54.6	56.0	56.7
6/15/2016	51.0	51.7	54.7	53.4	54.7	55.5
6/16/2016	51.3	52.1	54.5	53.9	54.9	55.4
6/17/2016	51.3	52.2	54.1	53.9	55.1	55.8
6/18/2016	51.2	52.4	54.0	54.9	55.9	56.1
6/19/2016	51.8	52.9	53.9	55.2	56.6	57.2
6/20/2016	51.9	53.2	53.9	55.5	56.9	57.5
6/21/2016	52.1	53.4	54.0	55.8	57.2	57.8
6/22/2016	51.9	53.4	54.3	56.0	57.5	58.1
6/23/2016	51.6	53.2	54.5	55.7	57.2	57.9
6/24/2016	51.6	52.9	54.9	55.2	56.6	57.3
6/25/2016	51.7	53.1	55.1	55.4	56.8	57.4
6/26/2016	51.7	53.0	55.1	55.4	57.0	57.7
6/27/2016	51.4	53.2	55.1	55.8	57.3	58.0
6/28/2016	51.0	52.6	55.1	55.2	56.9	57.7
6/29/2016	51.1	52.6	55.0	55.2	56.9	57.7
6/30/2016	51.1	52.7	55.0	55.3	57.1	57.9
7/1/2016	50.9	52.5	55.0	55.1	56.9	57.7
7/2/2016	51.0	52.4	54.8	54.8	56.4	57.2
7/3/2016	51.2	52.6	54.8	54.9	56.5	57.3
7/4/2016	51.3	52.6	54.6	54.9	56.5	57.3
7/5/2016	51.2	52.5	54.6	54.7	56.3	57.0
7/6/2016	51.3	52.7	54.5	54.8	56.4	57.1
7/7/2016	51.3	52.7	54.5	54.9	56.5	57.2
7/8/2016	51.7	52.5	54.3	53.9	55.6	56.4
7/9/2016	51.3	52.5	54.3	54.2	55.5	56.1
7/10/2016	51.6	52.5	54.2	54.2	55.6	56.2
7/11/2016	51.9	52.9	54.2	54.4	55.9	56.5
7/12/2016	51.4	52.7	54.2	54.6	56.2	56.8
7/13/2016	51.4	52.6	54.2	54.3	55.9	56.6
7/14/2016	51.6	52.8	54.2	54.4	56.0	56.6

7/15/2016	51.7	53.1	54.4	54.8	56.4	57.1
7/16/2016	51.9	53.2	54.5	54.9	56.5	57.2
7/17/2016	51.9	53.1	54.6	55.0	56.6	57.3
7/18/2016	52.0	53.1	54.7	54.9	56.4	57.1
7/19/2016	52.1	53.2	54.8	54.9	56.3	57.0
7/20/2016	51.9	53.0	54.8	54.7	56.2	56.8
7/21/2016	51.5	52.8	54.8	54.5	56.0	56.7
7/22/2016	51.6	52.7	54.8	54.3	55.7	56.3
7/23/2016	51.6	52.9	54.7	54.5	56.0	56.7
7/24/2016	51.6	52.8	54.7	54.6	56.1	56.8
7/25/2016	51.6	52.8	54.7	54.7	56.2	56.9
7/26/2016	51.9	53.0	54.7	54.7	56.2	56.9
7/27/2016	51.8	53.1	54.7	54.8	56.4	57.1
7/28/2016	51.6	52.8	54.8	54.6	56.2	57.0
7/29/2016	51.7	52.9	54.8	54.6	56.2	56.9
7/30/2016	51.8	53.1	54.8	54.8	56.4	57.1
7/31/2016	52.0	53.2	54.8	54.8	56.3	57.0
8/1/2016	52.0	53.1	54.9	54.8	56.2	56.9
8/2/2016	52.1	53.1	54.9	54.7	56.1	56.7
8/3/2016	52.1	53.2	54.9	54.7	56.2	56.8
8/4/2016	52.0	53.1	55.0	54.7	56.2	56.9
8/5/2016	52.0	53.0	55.0	54.7	56.1	56.7
8/6/2016	52.2	53.2	55.0	54.8	56.0	56.6
8/7/2016	52.2	53.3	55.0	55.0	56.2	56.8
8/8/2016	52.2	53.3	55.1	55.0	56.2	56.8
8/9/2016	52.6	53.7	55.2	55.4	56.6	57.1
8/10/2016	52.3	53.4	55.2	55.3	56.5	57.1
8/11/2016	52.0	53.2	55.2	55.0	56.3	56.9
8/12/2016	52.3	53.3	55.2	55.0	56.3	56.9
8/13/2016	52.1	53.4	55.2	55.2	56.4	57.0
8/14/2016	52.0	53.1	55.2	54.9	56.2	56.8
8/15/2016	52.1	53.2	55.2	54.8	56.1	56.6
8/16/2016	52.1	53.3	55.1	55.1	56.3	56.8
8/17/2016	52.3	53.4	55.1	55.3	56.5	57.1
8/18/2016	52.2	53.5	55.2	55.3	56.7	57.3
8/19/2016	52.0	53.2	55.1	55.1	56.5	57.1
8/20/2016	51.6	52.9	55.0	54.7	56.0	56.7
8/21/2016	51.6	52.8	54.9	54.5	55.7	56.3
8/22/2016	51.6	52.7	54.8	54.4	55.7	56.2
8/23/2016	51.9	52.9	54.8	54.5	55.7	56.2
8/24/2016	51.8	53.0	54.7	54.6	55.8	56.3
8/25/2016	51.6	52.8	54.6	54.4	55.6	56.1
8/26/2016	51.3	52.5	54.5	54.1	55.3	55.9
8/27/2016	51.5	52.6	54.5	54.0	55.2	55.6
8/28/2016	51.4	52.6	54.5	54.0	55.1	55.6
8/29/2016	51.4	52.3	54.4	53.6	54.6	55.1
8/30/2016	51.4	52.4	54.4	53.8	54.7	55.1

8/31/2016	51.5	52.6	54.4	53.9	55.0	55.4
9/1/2016	51.6	52.6	54.3	53.9	55.0	55.4
9/2/2016	51.6	52.6	54.3	54.0	55.1	55.5
9/3/2016	51.6	52.7	54.3	54.1	55.0	55.5
9/4/2016	51.6	52.6	54.3	54.0	55.0	55.5
9/5/2016	51.7	52.6	54.4	53.8	54.7	55.2
9/6/2016	51.1	52.4	54.4	53.8	54.8	55.2
9/7/2016	50.7	52.1	54.3	53.8	54.9	55.4
9/8/2016	51.0	51.9	54.2	53.3	54.4	55.0
9/9/2016	51.7	53.0	54.3	54.3	55.2	55.6
9/10/2016	51.6	52.8	54.3	54.4	55.4	56.0
9/11/2016	51.5	52.7	54.4	54.3	55.5	56.0
9/12/2016	51.9	52.9	54.4	54.3	55.3	55.9
9/13/2016	51.7	52.8	54.5	54.2	55.1	55.6
9/14/2016	51.7	52.7	54.6	54.0	54.8	55.2
9/15/2016	51.9	52.9	54.8	54.0	54.8	55.3
9/16/2016	51.8	52.9	54.8	54.2	55.1	55.6
9/17/2016	51.9	53.0	54.8	54.1	55.0	55.5
9/18/2016	50.9	52.2	54.7	54.0	55.0	55.6
9/19/2016	51.3	52.5	54.7	53.9	54.9	55.5
9/20/2016	51.4	52.6	54.7	54.2	55.2	55.7
9/21/2016	51.5	52.4	54.6	53.7	54.6	55.2
9/22/2016	51.0	52.0	54.5	53.2	54.0	54.5
9/23/2016	51.1	51.7	54.3	52.7	53.5	54.0
9/24/2016	50.9	52.2	54.3	53.5	54.2	54.7
9/25/2016	51.5	52.6	54.4	53.8	54.6	55.1
9/26/2016	51.3	52.4	54.4	53.9	54.9	55.5
9/27/2016	51.8	52.8	54.5	54.1	54.9	55.3
9/28/2016	51.9	52.9	54.6	54.3	55.3	55.8
9/29/2016	51.9	53.0	54.7	54.4	55.3	55.8
9/30/2016	51.8	52.4	54.7	53.8	54.7	55.3
10/1/2016	51.5	52.2	54.7	53.2	53.8	54.2
10/2/2016	51.4	51.7	54.3	52.4	53.0	53.4
10/3/2016	50.9	51.0	53.9	51.7	52.0	52.3
10/4/2016	51.0	51.6	53.7	52.6	53.0	53.2
10/5/2016	51.4	52.0	53.6	52.8	53.3	53.6
10/6/2016	51.6	52.3	53.5	53.2	53.7	54.0
10/7/2016	52.2	52.8	53.7	53.5	54.0	54.3
10/8/2016	52.2	53.2	53.9	54.3	54.8	55.2
10/9/2016	51.9	52.8	54.3	54.0	54.7	55.1
10/10/2016	51.9	52.9	54.8	54.0	54.7	55.1
10/11/2016	52.1	52.7	54.9	53.7	54.4	54.8
10/12/2016	52.0	52.6	54.9	53.6	54.3	54.7
10/13/2016	52.0	52.4	54.7	53.3	54.0	54.3
10/14/2016	51.9	52.8	54.5	54.1	54.8	55.1
10/15/2016	51.9	52.4	54.1	53.7	54.3	54.7
10/16/2016	52.0	52.4	53.8	53.5	54.0	54.3

10/17/2016	52.1	52.3	53.6	53.3	53.8	54.1
10/18/2016	52.6	53.2	53.6	54.1	54.5	54.6
10/19/2016	53.0	53.6	53.8	54.1	54.4	54.6
10/20/2016	52.7	53.5	54.2	54.4	54.8	55.0
10/21/2016	52.6	53.6	54.5	54.3	54.8	55.0
10/22/2016	52.6	53.5	55.0	54.3	54.9	55.1
10/23/2016	52.6	53.1	55.3	53.9	54.5	54.8
10/24/2016	52.4	52.7	55.2	53.4	53.9	54.2
10/25/2016	51.6	52.6	54.9	53.8	54.3	54.5
10/26/2016	51.4	52.9	54.8	54.3	55.0	55.2
10/27/2016	52.2	52.5	54.5	53.8	54.4	54.8
10/28/2016	52.0	52.7	54.0	54.7	55.3	55.4
10/29/2016	51.6	52.8	53.6	54.7	55.6	55.8
10/30/2016	51.8	52.4	53.4	54.4	54.9	55.2
10/31/2016	51.8	52.2	53.3	54.3	54.6	54.8

Annual Average Temps

RBDD DAT	WY	Beginning of October Storage	End of April Storage	WY Type	TCP	Egg to Fry Survival
57.3	**1996**	3136	4308	W	BSF	21.3%
57.2	**1997**	3098	3937	W	JLF	39.8%
55.8	**1998**	2308	4061	W	JLF	26.7%
54.6	**1999**	3441	4256	W	BND	21.8%
54.5	**2000**	3327	4153	AN	BSF	
54.7	**2001**	2985	4020	D	JLF	
55.6	**2002**	2200	4297	D	JLF	27.4%
56.2	**2003**	2558	4537	AN	BSF	23.0%
56.3	**2004**	3159	4060	BN	BSF	20.9%
56.3	**2005**	2183	4207	AN	BSF	18.5%
56.5	**2006**	3035	4057	W	BND	15.4%
57.4	**2007**	3205	3901	D	BSF	21.1%
57.4	**2008**	1879	2954	C	CCR	17.5%
56.6	**2009**	1384	2998	D	CCR	33.5%
54.7	**2010**	1774	4391	BN	JLF	37.5%
53.6	**2011**	3319	4266	W	JLF	48.6%
54.5	**2012**	3341	4440	BN	JLF	26.9%
55.4	**2013**	2592	3788	D	AND	15.1%
55.3	**2014**	1906	2409	C	CCR	5.6%
54.3	**2015**	1157	2662	C	CCR	4.2%
53.7	**2016**			BN	BSF	
53.6	**Avg**	2407	3783			23.6%
54.1	**Difference from CCR7DADM**					
	Difference from KWK					

Monthly Average Temps (1996-2015)

Month	SHD DAT	KWK DAT	CCR DAT	CCR 7DADI	BSF DAT
May	49.6	50.7	51.9	53.6	53.8
Jun	49.8	51.2	52.3	53.9	54.2
Jul	50.5	52.1	53.2	54.6	54.8
Aug	50.5	52.3	53.5	55.2	55.0
Sept	51.7	53.0	54.1	56.1	55.5
Oct	54.1	54.3	54.8	56.6	55.6

Daily Average Temps (1996-2015)

Date	SHD DAT	KWK DAT	CCR DAT	CCR 7DADI	BSF DAT
1-May	49.3	50.4	51.6	53.4	53.4
2-May	49.2	50.4	51.6	53.4	53.4
3-May	49.4	50.5	51.7	53.4	53.6
4-May	49.4	50.5	51.7	53.5	53.6
5-May	49.5	50.6	51.8	53.5	53.7
6-May	49.4	50.7	51.9	53.5	53.7

	7-May	49.3	50.6	51.8	53.5	53.7
	8-May	49.2	50.3	51.6	53.5	53.6
	9-May	49.2	50.4	51.7	53.5	53.6
	10-May	49.3	50.5	51.6	53.5	53.5
	11-May	49.5	50.5	51.6	53.5	53.5
	12-May	49.6	50.7	51.8	53.5	53.6
	13-May	49.6	50.7	51.9	53.6	53.8
	14-May	49.7	50.8	51.9	53.7	53.8
	15-May	49.8	50.8	51.8	53.7	53.6
	16-May	49.8	50.8	52.0	53.8	53.9
	17-May	49.7	50.9	52.0	53.8	53.9
	18-May	49.9	51.0	52.2	53.9	54.2
	19-May	49.8	51.0	52.2	53.8	54.1
	20-May	49.7	50.9	52.1	53.8	54.0
	21-May	49.5	50.9	52.0	53.8	53.9
55.9	**22-May**	49.6	50.7	51.8	53.7	53.7
56.5	**23-May**	49.6	50.8	51.9	53.7	53.7
57.3	**24-May**	49.6	50.7	52.0	53.7	53.8
58	**25-May**	49.8	50.8	51.9	53.7	53.7
58.1	**26-May**	49.8	50.8	51.9	53.7	53.8
57.9	**27-May**	49.7	50.9	51.9	53.6	53.8
57.9	**28-May**	49.8	50.9	51.9	53.6	53.8
58.1	**29-May**	49.9	50.9	52.0	53.7	53.8
57.7	**30-May**	49.9	51.1	52.2	53.7	54.0
57.7	**31-May**	49.8	51.2	52.2	53.7	54.1
57.9	**1-Jun**	49.6	51.0	52.1	53.7	54.2
58.1	**2-Jun**	49.6	50.9	52.1	53.8	54.0
58.5	**3-Jun**	49.6	50.9	51.9	53.8	53.8
58.5	**4-Jun**	49.6	50.9	52.0	53.7	53.9
58.2	**5-Jun**	49.7	50.9	52.0	53.7	53.9
58.1	**6-Jun**	49.5	51.0	52.1	53.6	54.0
57.7	**7-Jun**	49.7	50.9	52.0	53.7	54.0
57.8	**8-Jun**	49.6	51.0	52.1	53.7	54.0
58.8	**9-Jun**	49.5	51.0	52.2	53.7	54.0
58.9	**10-Jun**	49.6	51.0	52.2	53.7	54.2
58.7	**11-Jun**	49.6	51.0	52.2	53.8	54.3
58	**12-Jun**	49.6	51.1	52.3	53.9	54.3
57.8	**13-Jun**	49.9	51.1	52.3	53.9	54.4
57.7	**14-Jun**	49.7	51.2	52.4	54.0	54.4
58	**15-Jun**	49.8	51.1	52.4	54.0	54.4
58.1	**16-Jun**	49.8	51.1	52.3	54.0	54.3
57.3	**17-Jun**	49.8	51.2	52.3	54.0	54.2
56.8	**18-Jun**	49.8	51.2	52.3	54.0	54.3
58.1	**19-Jun**	49.9	51.3	52.4	54.0	54.3
58.3	**20-Jun**	49.8	51.3	52.4	54.0	54.3
58.5	**21-Jun**	49.8	51.3	52.4	54.0	54.3
58.3	**22-Jun**	50.0	51.3	52.4	53.9	54.3

58	**23-Jun**	49.9	51.4	52.4	53.9	54.2
58.2	**24-Jun**	50.1	51.4	52.5	53.9	54.2
58.2	**25-Jun**	50.1	51.5	52.4	54.0	54.2
57.9	**26-Jun**	50.1	51.5	52.5	54.0	54.2
57.6	**27-Jun**	50.1	51.6	52.7	54.0	54.4
57.7	**28-Jun**	50.2	51.7	52.8	54.1	54.5
57.8	**29-Jun**	50.2	51.7	53.0	54.1	54.7
58.3	**30-Jun**	50.1	51.8	53.0	54.2	54.7
58	**1-Jul**	50.1	51.7	52.9	54.2	54.6
57.9	**2-Jul**	50.2	51.7	53.0	54.3	54.6
58.3	**3-Jul**	50.2	51.8	52.9	54.3	54.7
58.1	**4-Jul**	50.3	51.9	53.0	54.3	54.7
58.3	**5-Jul**	50.3	51.9	53.0	54.4	54.7
57.9	**6-Jul**	50.4	52.0	53.1	54.4	54.8
58.2	**7-Jul**	50.3	51.9	53.1	54.5	54.8
58.8	**8-Jul**	50.3	51.9	53.1	54.5	54.8
58.9	**9-Jul**	50.3	52.0	53.1	54.5	54.7
58.4	**10-Jul**	50.4	51.9	53.0	54.5	54.6
55.8	**11-Jul**	50.5	52.0	53.0	54.5	54.7
55.8	**12-Jul**	50.6	52.0	53.1	54.5	54.6
57.8	**13-Jul**	50.7	52.1	53.2	54.5	54.7
57.7	**14-Jul**	50.8	52.2	53.3	54.5	54.9
57.6	**15-Jul**	50.7	52.3	53.4	54.6	55.0
57.7	**16-Jul**	50.7	52.2	53.3	54.6	55.0
57.7	**17-Jul**	50.7	52.2	53.2	54.7	54.9
57.9	**18-Jul**	50.6	52.2	53.2	54.7	54.8
57.9	**19-Jul**	50.7	52.2	53.3	54.7	54.8
58.1	**20-Jul**	50.6	52.3	53.4	54.7	55.0
57.9	**21-Jul**	50.5	52.2	53.3	54.7	54.9
57.7	**22-Jul**	50.5	52.1	53.2	54.7	54.8
57.6	**23-Jul**	50.3	52.1	53.2	54.6	54.8
58.1	**24-Jul**	50.3	52.0	53.1	54.6	54.7
58.9	**25-Jul**	50.6	52.0	53.0	54.6	54.6
59.1	**26-Jul**	50.5	52.1	53.1	54.6	54.7
58.5	**27-Jul**	50.4	52.2	53.2	54.6	54.8
58.2	**28-Jul**	50.5	52.2	53.3	54.6	54.8
58.4	**29-Jul**	50.6	52.3	53.4	54.7	54.9
58.7	**30-Jul**	50.6	52.2	53.3	54.7	54.9
57.8	**31-Jul**	50.6	52.2	53.4	54.7	54.9
58.3	**1-Aug**	50.6	52.2	53.3	54.8	54.9
58.3	**2-Aug**	50.7	52.2	53.3	54.8	54.8
58.1	**3-Aug**	50.8	52.2	53.3	54.8	54.8
58.2	**4-Aug**	51.0	52.4	53.4	54.8	54.9
58.2	**5-Aug**	50.8	52.4	53.4	54.8	54.9
58.8	**6-Aug**	50.9	52.3	53.4	54.8	54.8
58.1	**7-Aug**	50.9	52.3	53.5	54.9	54.8
57.4	**8-Aug**	50.6	52.4	53.5	54.9	54.9

57.6	**9-Aug**	50.4	52.4	53.6	55.0	55.0
58.7	**10-Aug**	50.3	52.3	53.5	55.0	54.9
58.4	**11-Aug**	50.4	52.2	53.4	55.1	54.9
58.2	**12-Aug**	50.4	52.2	53.3	55.1	55.0
57.8	**13-Aug**	50.4	52.3	53.4	55.2	55.0
58.4	**14-Aug**	50.4	52.2	53.4	55.2	55.0
58.8	**15-Aug**	50.4	52.3	53.4	55.2	54.9
59.4	**16-Aug**	50.4	52.3	53.6	55.2	55.0
59.3	**17-Aug**	50.4	52.3	53.6	55.3	55.1
58.6	**18-Aug**	50.4	52.2	53.5	55.3	55.0
58.8	**19-Aug**	50.3	52.2	53.5	55.4	54.9
59.3	**20-Aug**	50.4	52.2	53.3	55.3	54.9
59.4	**21-Aug**	50.4	52.2	53.4	55.3	55.0
59.4	**22-Aug**	50.4	52.3	53.5	55.3	55.1
59.5	**23-Aug**	50.4	52.3	53.6	55.3	55.1
59.6	**24-Aug**	50.4	52.4	53.7	55.4	55.2
59.5	**25-Aug**	50.4	52.5	53.7	55.4	55.3
59.1	**26-Aug**	50.3	52.4	53.7	55.4	55.2
59.4	**27-Aug**	50.4	52.3	53.7	55.5	55.2
59.4	**28-Aug**	50.4	52.2	53.5	55.5	55.1
59.2	**29-Aug**	50.6	52.3	53.6	55.5	55.2
59.4	**30-Aug**	50.6	52.4	53.6	55.5	55.2
59.8	**31-Aug**	50.8	52.5	53.7	55.6	55.2
59.7	**1-Sep**	50.9	52.5	53.7	55.6	55.2
59.7	**2-Sep**	50.8	52.5	53.7	55.6	55.3
59.6	**3-Sep**	50.9	52.5	53.8	55.7	55.2
59.6	**4-Sep**	50.9	52.4	53.7	55.7	55.2
59.1	**5-Sep**	51.0	52.6	53.9	55.8	55.2
59.2	**6-Sep**	51.2	52.6	53.8	55.8	55.3
59.5	**7-Sep**	51.1	52.6	53.8	55.8	55.3
58.5	**8-Sep**	51.1	52.6	53.8	55.8	55.3
57.9	**9-Sep**	51.2	52.7	53.8	55.8	55.3
56.8	**10-Sep**	51.2	52.8	53.9	55.8	55.4
56	**11-Sep**	51.3	52.8	53.9	55.9	55.4
56	**12-Sep**	51.3	52.8	53.9	55.9	55.4
55.3	**13-Sep**	51.4	52.8	53.9	55.9	55.4
54.7	**14-Sep**	51.6	52.9	54.0	56.0	55.3
54.5	**15-Sep**	51.6	53.0	54.1	56.0	55.4
55.2	**16-Sep**	51.9	53.1	54.1	56.0	55.4
55.9	**17-Sep**	51.7	53.3	54.3	56.1	55.6
56.5	**18-Sep**	51.8	53.3	54.5	56.2	55.8
55.3	**19-Sep**	52.0	53.2	54.3	56.2	55.7
54.2	**20-Sep**	51.9	53.3	54.4	56.3	55.7
54.7	**21-Sep**	52.0	53.4	54.5	56.3	55.8
54.8	**22-Sep**	52.1	53.4	54.4	56.4	55.6
54.9	**23-Sep**	52.2	53.4	54.5	56.4	55.7
55.2	**24-Sep**	52.2	53.5	54.4	56.4	55.7

56.5	**25-Sep**	52.3	53.5	54.4	56.4	55.7
51.5	**26-Sep**	52.3	53.5	54.4	56.5	55.7
52.7	**27-Sep**	52.4	53.5	54.4	56.6	55.6
53.7	**28-Sep**	52.7	53.5	54.3	56.6	55.6
54.4	**29-Sep**	52.7	53.6	54.6	56.6	55.6
54.4	**30-Sep**	52.8	53.7	54.6	56.6	55.7
	1-Oct	52.8	53.8	54.6	56.6	55.8
	2-Oct	52.9	53.8	54.7	56.6	55.8
	3-Oct	53.1	53.8	54.6	56.6	55.7
	4-Oct	53.2	53.8	54.6	56.5	55.6
	5-Oct	53.3	53.9	54.6	56.6	55.6
	6-Oct	53.3	53.9	54.7	56.6	55.8
	7-Oct	53.4	54.1	54.8	56.6	55.9
	8-Oct	53.6	54.1	54.9	56.7	56.0
	9-Oct	53.6	54.1	54.8	56.7	55.7
	10-Oct	53.6	54.2	54.8	56.8	55.7
	11-Oct	53.8	54.2	54.8	56.8	55.6
	12-Oct	53.9	54.1	54.6	56.8	55.5
	13-Oct	53.8	54.1	54.7	56.7	55.7
	14-Oct	54.1	54.3	54.8	56.7	55.8
	15-Oct	54.0	54.4	54.8	56.6	55.7
	16-Oct	54.1	54.3	54.9	56.6	55.8
	17-Oct	54.0	54.4	54.8	56.6	55.8
	18-Oct	54.2	54.3	54.8	56.6	55.6
	19-Oct	54.3	54.3	54.8	56.5	55.6
	20-Oct	54.3	54.5	54.8	56.6	55.5
	21-Oct	54.5	54.6	55.0	56.6	55.5
	22-Oct	54.6	54.6	55.0	56.6	55.6
	23-Oct	54.6	54.6	54.9	56.6	55.6
	24-Oct	54.8	54.6	54.9	56.6	55.5
	25-Oct	54.9	54.7	54.9	56.5	55.4
	26-Oct	54.7	54.7	54.9	56.5	55.2
49.4	**27-Oct**	55.0	54.7	54.8	56.5	55.2
50	**28-Oct**	55.0	54.8	54.8	56.4	55.3
52.3	**29-Oct**	55.1	54.9	54.9	56.4	55.3
	30-Oct	55.0	54.9	55.0	56.4	55.4
	31-Oct	55.1	55.0	54.9	56.4	55.5

57.2
56.9
56.8
57

56.9
56.9
56.6
56.6
56.4
56.2
55.8
55.6
56
56.2
55.9
55.4
55.7
55.7
55.6
55.5
55.6
55.7
56.6
56.5
56.4
56.4
55.9
56.1
55.8
55.7
54.8
55.5
51.1
55.5

58.3
58.7
58.6
58.3
58.1
58.2
57.7
58.6
59.1
59
58.6
58.4
58.9
58.8
58.9
58.9
58.8
58.9
58.9
58
58.9
59.1
58.7
58.3
57.9
57.7
58.1
59.1
59.5
59.1
58.8
57
57.7
56.7

56.5
58
58.2
58.3
58.3
58.5
58.9
59.1
59.7
58.6
58
58.4
58.4
58.4
58.6
58
58.2
57.8
56.6
56
56.1
56
56.4
56.6
56.9
57.6
58.5
58.8
59.1
59.1
58.7
58.4
57.9
57.9
57.8
57.5
55.9
55.1
55.4
56.4
57
57.4
57.6
58.8
56.1
54.2
54.4

55.2
55.4
55.8
55.6
56.2
53.6
53.4
53.5
52.2
53.2
53.8
54.6
54.7
54.2
55.5
56.1
55.9
55.1
55.2
55.9
55.7
54.9
54.8
53.2
53.3
53.1
54.9
57.5
58.7
58.0
55.6
56.1
55.8
56.8
55.8
54.6
56.8
57.7
58.3
57.5
57.0
56.6
58.0
57.3
56.5
56.9
57.1

57.3
57.2
56.9
56.8
57.1
55.8
55.8
56.5
57.0

57.7
58.2
58.2
58.1
57.9
57.6
57.5
57.3
57.3
57.3
57.6
57.7
57.6
57.7
57.7
57.6
57.8
57.9
57.8
57.0
56.6
57.2
57.7
57.5
57.6
57.6
57.5
57.3
57.1
57.1
57.1
57.3
57.5
57.6

57.7
57.6
57.3
57.1
56.7
56.7
57.0
57.5
57.8
57.9
57.6
57.3
57.0
56.7
56.3
55.8
56.0
56.4
56.4
56.6
56.6
56.3
56.6
56.7
57.1
57.0
56.9
56.9
57.2
57.6
57.4
56.4
57.1
57.2
57.9
57.0
57.0
57.5
57.7
57.5
57.8
58.1
57.9
57.4
57.1
57.3
57.1

57.0
56.9
57.4
57.3
57.2
55.8
55.5
57.2
58.0
58.1
57.7
57.2
56.4
56.4
56.3
56.2
56.9
56.9
56.0
55.6
55.3
56.2
56.6
55.6
55.0
54.9
55.3
55.9
56.3
56.3
56.2
55.9
55.3

56.7
56.3
56.3
55.8
54.8
53.8
57.4
56.2
54.0
54.7
55.5
56.8
56.6

55.3
54.6
55.3
56.5
56.4
55.3
55.4
55.6
56.2
57.1
57.6
57.8
57.7
57.4
57.1
56.8
57.1
57.5
58.0
58.0
57.9
57.0
55.9
56.6
56.7
54.2
52.7
53.1
55.8
57.1
57.0
56.2
56.5
56.1
56.9
57.4
57.5
57.7
57.7
57.0
57.1
56.6
55.9
56.5
56.5
57.6
58.0

57.8
56.7
56.9
57.1
56.7
56.7
57.0
57.3
57.2
56.9
56.3
56.7
57.2
56.8
56.7
56.9
56.8
57.3
57.6
57.5
57.4
57.7
57.6
57.3
56.8
56.8
56.7
56.7
57.0
57.2
57.2
57.1
57.5
57.4
57.2
57.0
56.8
57.0
57.2
57.5
57.6
57.8
57.6
56.6
56.1
56.6
57.2

57.2
57.1
57.8
58.3
58.0
57.7
57.1
57.0
56.7
56.9
56.8
56.9
57.5
57.7
56.3
56.4
56.2
55.8
55.3
56.9
57.1
55.7
55.1
55.0
55.7
56.0
56.4
56.5
56.8
57.0
56.8
56.3
56.8
57.5
56.8
56.9
56.9
56.8
56.6
56.7
57.7
57.8
58.0
57.5
58.0
57.9
57.6

56.8
55.9
54.6
55.0
55.2
54.7
55.1
55.5
55.4
55.5
55.3
55.8
56.3
56.4
56.1
56.3
56.3
55.9
55.8
55.3
53.6
53.3
53.1
53.5
53.7

53.5
53.9
54.1
53.9
53.6
53.2
54.2
53.8
53.7
54.0
56.3
56.1
56.4
56.5
55.6
54.7
52.8
53.7
56.2
55.7
55.3

55.2
54.9
54.2
53.3
53.2
55.1
58.4
59.3
58.1
57.3
57.3
57.4
57.9
57.1
57.8
57.9
57.3
55.6
56.3
55.8
56.2
57.1
57.3
57.4
57.3
57.6
57.5
56.7
56.4
56.6
57.1
56.8
56.7
57.5
58.1
57.6
56.8
57.3
57.3
57.3
56.9
57.1
57.3
57.0
56.9
57.3
57.5

57.3
57.5
57.9
57.6
57.3
57.1
57.0
56.6
56.5
56.7
56.7
57.5
58.1
57.8
57.5
57.6
57.3
57.3
57.6
57.6
57.6
57.7
58.0
58.4
57.7
56.6
56.4
56.6
57.6
58.0
57.3
56.7
56.8
56.7
57.8
58.0
57.7
57.2
57.9
58.1
57.7
57.5
58.1
58.3
57.4
57.3
57.2

57.1
57.2
57.3
57.8
57.8
57.9
57.9
57.7
57.6
57.7
58.0
58.0
58.2
58.2
57.9
57.2
56.4
56.4
55.8
56.4
57.7
58.3
58.0
58.4
59.1
59.1
58.9
58.9
59.0
58.9
58.5
57.8
58.2
59.0
59.6
60.8
60.3
60.1
59.3
58.0
56.3
56.5
56.7
57.1
57.9
58.7
59.1

59.9
60.0
59.2
58.6
58.1
57.8
57.8
57.9
58.1
57.0
55.8
56.1
56.3
57.1
56.9
57.0
56.9
56.8
56.7
56.7
56.2
55.0
54.5
54.4
55.2
55.3
55.0
55.0
54.7
54.3
54.3
54.3
56.5
54.6
54.9
55.7
56.6
57.0
57.3
57.6
57.9
58.0
57.8
57.7
57.4
56.1
53.9

53.9
56.1
56.9
57.5
58.0
58.2
58.1
57.7
57.3
57.0
56.3
56.9
56.6
56.7
57.5
58.4
58.2
56.8
55.9
55.8
56.8
56.2
55.8
56.1
56.2
56.3
56.1
56.4
56.4
57.0
57.3
57.6
57.4
57.5
57.4
58.3
58.5
57.1
57.4
56.3
55.1
54.7
54.2
55.7
58.4
59.1
58.2

57.7
57.3
57.0
57.8
58.5
57.8
57.4
58.1
58.5
58.4
57.9
57.5
58.0
58.0
58.2
58.1
58.2
57.9
57.8
57.8
57.7
58.1
58.3
57.2
56.7
57.5
57.4
57.5
58.1
57.7
57.8
58.2
57.9
58.2
58.1
57.9
57.1
57.2
57.4
57.4
57.0
56.9
57.0
57.0
57.1
57.6
57.3

57.4
57.9
58.1
57.9
58.6
58.7
58.6
58.4
58.3
58.2
58.4
59.0
59.1
58.7
58.6
58.4
58.3
58.1
58.0
57.2
57.3
58.0
58.0
57.5
56.9
55.8
57.3
58.2
59.1
59.8
59.9
59.8
59.7
59.6
59.4
59.1
58.6
57.8
58.5
58.8
59.0
59.0
58.8
59.1
59.4
59.8
59.8

59.6
58.7
57.9
58.2
58.5
57.5
57.1
58.0
57.6
58.3
59.0
58.4
58.0
58.9
58.5
57.8
57.4
57.4
57.6
57.7
56.1
56.1
56.5
56.2
55.9
55.9
56.0
57.3
55.2
56.5
57.5
57.7
58
57.7
56.7
55.7
56.4
56.5
56.4
56.8
57.4
57.4
56.1
56.7
57
58
56.7

54.3
54.8
56.1
57.7
58.5
58.6
57.8
57.6
56.6
57.7
58.5
58.2
58.1
57.5
57
57
57.9
58
57.5
55.9
55
56.1
57
57.1
57.5
58
58.3
57.6
57.3
57.4
57.3
57.4
57.6
57.3
57.4
57.7
57.6
57.3
57.3
57.6
57.7
57.7
57.4
57.6
57.6
57.5
57.4

57.5
57.8
57.4
57.4
57.8
57.8
58.1
57.4
58.2
58.2
57.7
57.5
57.5
57.5
58
58.4
58.4
58.2
58
57.4
57.4
57.8
58.3
58.4
58.3
58.2
58.1
58
58
57.5
56
56.7
56.9
57.4
57.9
57.9
57.5
57.7
57.6
57.8
57.6
58
58
58.1
57.8
57.7
57.6

58
58.1
58.4
58.6
58.5
58.9
59
58.1
57.9
58.3
58.5
58.7
58.7
58.7
58.4
57.5
56.5
56.4
56.6
57.1
57.4
57.6
57.6
57.4
57.3
56.6
57
57.3
57.6
57.5
57.3
57.2
56.8
56.9
56.9
56.7
56.8
56.4
56.4
56.7
55.2
54.5
55.4
56.6
57.8
58.6
58.5

57.9
57.3
56.8
56.4
55.5
55.2
55.5
55.5
55.6
55.6
55.3
55.2
55.4
56
56.6
56.4
55
55.1
55
55
55.1
54.5
53.8
53
53.8
53.4
52.8
53.8
53.6
53.6
53.9
54.3
53.2
55.2
56.9
57.6
57.5
58
57.3
56.5
55.6
54.5
55.2
56.4
57
57
57.2

57.9
58
56.9
56.9
57.6
57.7
56.4
56.5
57.6
58
58
58.1
58
58.2
58
58
58.5
58.1
57.5
57.2
56.7
56.5
56.8
57
57.4
57.4
56.9
56.9
56.9
56.9
56.8
56.9
57.3
57.6
57.9
58.1
58
57.4
57.2
57.3
57
57.1
57.2
57.6
58
57.6
56.4

56.4
56.3
56.3
56.6
56.4
56.8
57
56.8
57
57.4
57.5
57.3
57.7
57.9
57.3
56.5
57
57.2
57.2
57.6
57.9
57.6
57.3
56.6
56.4
57.6
58.2
58
57.3
57.1
57.8
58.3
58.5
58.2
58
58
58
57.9
58.6
58.9
59.4
59.1
59.2
58.8
59.1
59.9
59.9

59.7
59.5
59.4
58.9
59
59
58.2
59.2
58.5
57.8
59.3
59.8
59
57.3
57.5
57.2
58.8
59.6
58.8
58.1
58
58
57.3
57.5
58
58.5
58.6
58.6
58.5
58.6
58.7
58.6
58.5
58.1
58.2
57.5
57.9
58.1
58.5
58.6
58.5
58.2
58.3
58.4
57.8
56.4
56

56.3
56
55.9
55.4
55.3
56.1
55.8
55.8
56.1
56.2
56.3
56.1
56
56
56.3
56.4
56.6
56.5
54.6
53.5
57
57.5
58.3
58.6
57.9
56.8
55
54.4
54.2
55.3
55
55.1
55.9
56.6
57
57
57.2
56.8
56.4
56.7
57.8
57.7
57.4
57.4
57.6
57.9
57.7

56.4
55.7
56.4
56.9
57.1
57.5
57.8
57.8
57.5
56.6
56
55
55.3
55.7
56.1
56.4
56.8
57
57.5
57.5
57.3
57.1
57.5
57.6
57.7
58
57.9
57.6
57.7
57.7
57.8
58
57.9
58.4
58.1
57.9
58
57.8
57.8
58.2
58.5
58.2
57.7
57.6
57.5
57.6
57.7

57.6
57.7
57.9
58
57.8
57.7
57.9
58.1
58.1
57.4
57.2
57
57.1
57.2
57.5
57.7
57.8
57.9
57.2
56.8
56.8
57.4
58
57.8
57.5
57.6
57.9
57.9
57.9
57.4
57.5
58.2
58.2
58.1
58.3
58.3
58.3
58.4
58.6
58.5
57.2
58.1
59.2
58.4
58.2
58.3
58.5

58.7
58.9
59
58.8
58.4
58.6
59
59.1
59.4
59.6
60
59.8
59.6
59.6
59.6
58.9
59.4
60
59.2
58.3
57.6
57.6
58.1
58.7
59.1
59.6
59.8
59.7
59.5
59.6
59.6
59.5
59.6
59.9
60
60.1
60
59.7
59.6
59.4
59
56.8
57.7
58
58.5
58.9
58.5

57.9
57.5
56
55
55
55.5
56.4
57.3
57
56.2
55.5
55.4
55.5
55.6
56.2
55.6
59.6
60.5
60.5
59
57.2
57.6
57.4
56.1
55.7
54.6
55.2
55.5
55.8
56.1
55.9
56.4
56.1
52.1
55.2
56.2
56.4
57.1
57.2
56.9
59.1
58.8
58.9
59.3
56.9
55.9
57.5

57.5
56.7
57
57.6
57
55.7
55.1
55.1
54.6
57
57.7
57.4
57.4
57.4
57.5
56.5
54.4
55.1
55.6
57.3
58.3
58
57.8
57.8
58
57.7
58.1
57.8
57.8
57.9
58.1
58.1
57.4
57.6
57.8
57.9
58.1
58.2
58.2
58.1
57.8
57.9
57.7
57.9
58.1
58.1
58.1

58.2
58.5
58.5
57.6
56.4
56.7
57.3
57.4
57.2
57.4
57.6
57.8
58.4
58.6
58.3
58
57.5
57.5
58
58.2
58.5
58.7
58.6
59
59.2
59.5
59.7
60
59.9
59.6
59.8
59.9
59.4
58.9
58.9
59.2
59.6
59.7
59.4
59
58.9
59.3
59.1
58.6
58.9
58.8
58.5

58.5
58.5
58.6
58.8
58.5
59
59.3
59
58.1
57.8
57.8
58
58.5
58.8
58.2
58.1
58.2
58.4
59.4
59.4
58.9
57.3
56.9
56.8
57.2
58.1
58.3
58.1
57.4
56.3
56.6
56.2
56.6
57.1
57.4
57.5
57.5
57.4
57.6
57.5
57.5
57.7
57.5
57
57.8
57.8
57.9

57.5
57.6
57.6
57.5
57.6
57.3
57.1
56.9
56.2
56.4
56.3
56.3
55.9
56
56.6
57.8
58.5
59
58.4
55.4
54.9
54.9
55.1
55.8
56.4
56.7
57.3
57.3
57.6
58.1
57
54.4
55
54.7
54.7
54.4
54.6
54.8
54.4
54.2
54.9
55.4
55.6
54.9
55.2
55.9
56.2

56.8
56.9
57.3
56.8
56.3
56.4
56.3
56.1
56
54.9
55.1
57
58
57.2
57.1
57
57.2
56.8
56.8
57
57.4
57.4
57.3
56.8
56.1
57.3
57.3
57.4
57.6
57.4
57
56.9
57.1
57.3
57.7
57.7
57.7
57.2
57
57.2
57
56.8

57.5
57.3
56.5
56

55.6
56.9
57.4
57.1
57.4
57
57.2
57.2
57
56.4
56.4
56.5
56.8
56.9
57.1
57.1
57.7
57.5
56.9
56.6
56.8
56.5
56.6
56.7
56.8
56.9
56.8
56.2
55.7
55.8
55.6
55.7
55.7
55.8
56.2
56.8
57
57.3
57.4
57.3
57
56.6
56.5
56.5
56.6
56.6
56.7

56.9
57.6
57.2
56.6
56.7
56.7
56.8
57
56.1
55
55.6
56.2
55.9
55.8
56.2
55.5
55.6
55.8
55.8
55.9
56
56.3
56.3
56.4
56
55.7
55.8
55.2
54.7
55.1
55.9
55.8
56.2
55.6
55.3
55.6
55.6
55.7
55.6
55.7
55.5
54.8
55.2
56.2
55.8
55.2
55.3

55.2
54.1
53.7
54
53.8
53.6
53.4
53.3
55.9
53.7
52.6
52.8
54.2
55.4
57.3
58.5
58.9
57.6
56.8
55.8
55.8
56
55.2
55.6
56.4
56.4
56.2
55.5
55.4
54.9
55
55.8
55.9
56.1
56.5
56.2
56.2
56.5
56.6
56.9
56.8
56.5
55.9
54.9
54
55.1
55.9

56.2
56.3
56.8
57.2
57.8
58.5
58.6
58.5
57.3
57.4
58.3
57.7
57.6
57.6
57
56.4
56.3
56.7
57
57.7
57.9
57.1
57.1
57.2
57.3
57.5
58
58.1
58.2
58.3
58.7
58.5
57.7
57.1
58
58.3
58.4
58.9
58.7
58.4
57.7
58.3
58.7
59
59.4
59.3
59.2

57.8
57.3
57.5
57.8
57.7
57.9
57.8
57.9
58.3
58.7
58.6
58.2
58
58.3
58.5
58.3
58
57.6
57.3
57.4
57.7
57.8
58.1
58.5
58.4
57.8
58.1
58.5
58.5
58.7
58.9
59.3
58.9
58.7
58.2
58.4
59.5
60
59.5
58.9
58.6
58.4
58.8
58.7
58.4
57.9
58.1

58.5
58.6
58.6
58.2
58.3
58.6
59.2
59.9
58.9
57.1
58.3
57.7
57.2
58.1
58.1
58.5
57.9
57.3
56
56
57.2
57.5
57.5
56.7
56
55.7
56.5
57.3
56.9
57.1
56.2
55.8
56.3
56.7
56.9
56.5
56.3
56.6
56.6
56.7
56.2
56.7
57.8
58
57.9
57.1
56.7

57.3
57.5
58.3
58.3
53.9

57.2
56.9
56.5
56.3
56.5
56.5
55.9
56.2
57.6
57.6
58
59.2
59.5
58.6
57.6
55.3
55
54.7
54.1
53.6
54.3
54.7
55.9
56.3
56.8
57.3
57.5
57.6
57.7
57.1
57.4
57.5
57.4
57.8
58.6
58.9
57.8
58.2

58.8
59.5
59.5
59.5
59.6
58.9
58.6
58.7
59.2
58.2
58.6
58.5
58.6
58.5
60
60.6
59.6
59.7
59.6
59.8
59.8
59.9
59.2
59.2
60.5
60.1
59.1
58.9
59.1
59.1
58.9
59.4
60.1
59.8
58.8
58.1
57.6
58.2
58.6
58.2
57.8
58.3
58
58.2
58.8
59.1
59.3

59.2
59.3
59.7
59.4
59
59.2
59
59.3
59.7
59.9
58.7
58.7
59.5
59.7
59.8
60.2
60.2
60.2
60.3
60.3
60.3
59.9
60.1
59.6
60.1
60.3
60.8
60.6
60
60.2
60.1
60
59.1
59.6
59.9
60.4
60
58.7
59.5
59.3
58.9
59.2
59.5
59.7
59.5
59.1
59.3

59.5
60.3
60.6
61
61.3
61.4
61.1
60.6
60.5
60.4
60.4
60.5
60.7
60.3
58.9
57.6
61.3
61.3
60.2
59
60
60
60.4
60.4
59.3
57.3
56.1
56
57.1
58.5
59.1
59.4
59.8
59.5
59.2
59
58.5
58.1
58.2
58.4
58.5
58.6
58.3
58.4
58.3
57.8
58.2

52.9
52
53.2
54
54.8
56
56.8
57.7
58.1
58.4
58.7
56.9
57.4
57.7
58.6
59.2
59.4

58.7

59.2
59.4
59.9
60.1
60.5
60.5
60.7
60.8
59.7
58.6
59.3
59.6
57.5
56
57.8
59.2
59
58.6
58.6
58.4
59.4
59.5
58.6
58.6

59.2
59.8
59.5
59.3
58.4
58.3
58.9
59.5
59.6
59.6
59.6
60
60.2
60.1
59.8
59.8
60.2
60.3
60.6
60.2
59.8
59.3
59.1
58.9
59.3
59.4
59.5
59.9
59.6
60
59.7
59.2
59.4
59.8
59.6
58.9
58.4
58.5
58.5
58.5
58.6
59.4
59.6
59.5
59.3
59.2
59.4

59.2
59
58.8
58.3
57.6
58.4
58.9
59.1
59.4
59.8
59.8
58.6
58.4
58.7
58.7
59
59.3
59.6
59.6
60
59.9
59.3
58.9
59.1
59
58.6
58.6
60.2
59.6
59.6
59.9
60.4
60
58.7
59.5
59.3
58.9
59.2
59.5
59.7
59.5
59.1
59.3
59.5
60.3
60.6
61

61.3
61.4
61.1
60.6
60.5
60.4
60.4
60.5
60.7
60.3
58.9
57.6
57.5
58
57.8
56.4
56.2
56.6
57
57.4
57.5
57.8
57.9
57.1
55.7
57.4
58.2
57.9
59.4
59.8
58.3
57.6
58.3
58.7
59.1
59.2
58.7
58.6
57.2
55.5
55.7
57
58
55.7
57
57.9
57.1

55.9
54.9
55.5
56.6
56.8
55.2
54.5
56.9
58.4
59.4
59.6
59.4
58.2
56.8
56.4
55.8
56.2
54.6
54.7
55.7
55.2
55
54.9
54.7
56.8
57.8
58.6
58.9
58
54.6
55.3
55.3
55.4
56.6
56.9
57.8
57.5
56.8
57.3
57.9
58.2
57.9
57.1
56.6
57.1
57.1
57.1

57.1
57.5
57.4
57.8
57.3
57.9
58.5
58.3
58
57.7
57.5
57.3
57
57.2
57.6
57.8
58.2
58
58.1
58.3
57.9
58
58.2
57.9
57.8
57.9
58.2
58.2
57.7
57.8
56.1
57.7
57.9
57.8
57.9
58.1
58.2
57.8

57.2
57.4
57.3
57.3
57.6
57.7

58
58.4
58.5
58.1
57.7
57.8
58.1
58.2
58.8
58.7
59.3
58.5
57.9
58.1
58.1
58
58.1
58.3
58.1
58.6
58.5
57.4
56.2
56.8
57.1
58.2
58.9
58.6
58.4
58.1
57.9
57.5
57.1
56.4
56.6
56.5
56.7
56.6
56.7
57.2
57.7
57.9
58
58.2
56.5
56.8
56.6

57
57.1
57.2
57.2
57.3
57.5
57.6
57.8
57.8
57.6
57.1
56.2
55.3
57
57.2
56.7
56.8
57.7
58
57.2
57.1
56.8
56.5
56.2
55
55.5
56.1
55.8
55.3
55.4
54.6
54.2
55.2
53.8
52.4
51.8
52.6
53.2
53.6
55.7
57
58
58.1
58.5
59.4
59
56.9

56.6
56.4
57.5
58
58.2
57
53.9
52
52.1
53
56.4
58
59.5
59.4
58.1
57.1
55.8
54.1
55
55
54.5
55.4
55.1
53.6
54.1
54.4
53.7
53.7
54.3
54.2
56.9
58.3
58
57.6
57.3
58.9
59
58.3
57.6
56.9
57
57.3
57.9
58.4
58.6
58.5
58

57.9
57.5
57.9
57.4
56
56.9
57.1
57.2
57.4
57.5
57.4
57.4
57.5
57.5
57.5
57.5
57.4
57.3
57.5
56.9
56.6
56.9
57.1
56
55.3
56.5
57.2
57.5
57.9
57.8
57.4
57.1
57.1
57.4
57.6
57.8
58
57.9
57.7
57.6
57.6
57.6
57.5
57.7
57.8
57.8
57.9

58.1
58.2
58
57.9
57.6
57.1
57.2
57.5
58
58.1
57.6
57.4
57.4
57.6
57.7
57.8
58
58
57.8
57.9
57.8
58.3
58.2
57.8
57.6
57.5
57.3
57.3
57.3
57.6
58.2
58.2
58.2
58
58
58.1
57.2
57
57.1
57.2
56.5
56.6
56.7
56.6
56.9
56.1
55.2

55.9
56
56.2
56.5
55.8
54.7
54
53.3
52.8
53.1
54.1
54.8
54.8
54.9
55.4
55.6
55.3
55.2
55.3
56.1
56.8
56.6
56.4
56.1
55.3
55.2
55.2
54.8
54.2
52.8
52.5
52.4
52.7
53.9
54.2
59.1
58.4
57
57.1
57.5
57.7
59
60.2
60.3
58.4
57.5
58.1

58.5
58
57.7
58.5
58.5
56.8
56.9
57.9
58.2
57.5
57
56.7
55.6
55.1
56.5
57.3
57.9
58.5
59
59.2
59.4
58.9
56.8
54.7
55.7
56.2
55.8
56
56.7
57.7
58.2
58.8
58.1
57.6
57.8
57.3
57.3
56.6
56.4
56.7
55.4
54.3
55.5
55.6
55.7
56.4
57

57.4
57.4
57.8
56.8
56.8
56.4
56.6
56.3
56.1
56.5
56.4
56.5
56.4
56.5
56.9
56.8
56.8
57
56.2
55.8
56.5
56.7
56.9
57.4
57.8
58
57
56.7
56.9
56.8
56.8
57.1
57.4
57.5
57.5
57.6
57.3
57.6
57.6
57.6
57.5
57.7
57.5
57.7
57.6
58
58.2

57.7
57.3
57.9
58.4
58.1
57.7
56.8
56.1
56.4
56.4
56.3
56.4
56.3
56.1
56
56.1
56.4
56.6
56.2
56.5
56.8
56.6
57.3
57.5
57.9
57.9
57.7
57.6
57.7
57.8
57.9
58.2
58.1
58
58.3
58
57.9
57.7
57.6
57.8
57.4
57.2
56.8
56.9
57
57
57

57
57.2
57.2
57.1
56.8
56.2
56.2
56
55.6
55.5
55.4
55.1
54.5
55.5
55.9
56.7
55.9
55.5
55.7
55.4
54.4
53.8
52.7
53
53.5
53.5
54.4
55.1
55.1
55
54.2
56.7
56.9
57.9
58.1
57.4
56.5
55.1
56.3
57.6
59
59.5
59.4
59.3
59.3
59
58.2

57.6
57.8
58.1
58.5
58.3
56
56.2
57
57.7
58.3
57.5
57.1
58.4
58.4
58.8
59.3
59.9
60.3
60.5
60.8
60.5
60.3
59.9
59.9
58.3
57.9
58
57.9
57.4
57.7
57.9
57.4
57.6
57
57
57.6
58.1
57.7
56.3
55.2
56.8
57.2
58.6
59.1
58.9
58.8
59.4

60
59.4
59.2
59.5
59.3
59.2
59.2
59.7
59.7
59.5
59.9
60.1
60.2
60.1
59.6
59.6
60.2
60.6
60.5
60.4
60.4
60.1
60.2
60.3
60.3
60.3
60.2
59.4
58.6
59
59.2
58.6
58.6
58.9
59
58.9
59.1
58.8
58.8
59.1
59.1
59.3
59.5
59.9
60.1
60.5
60.7

60.7
59.9
59.1
60
59.5
59.8
59.9
59.9
59.5
59.8
60
59.5
59.8
59.6
59.3
59.9
59.9
59.5
59.3
59.3
59.1
59.5
59.9
60.1
59.9
59.5
59.5
59.2
59.1
59.4
58.5
58.1
57.3
57.5
56.1
57.9
58.7
57.5
56.2
56.6
56.9
57.3
58.1
58.4
57.8
56.8
56.2

56.3
56.5
56.6
56.1
55.8
56.4
56.8
56.3
56.2
56.1
56.1
55.8
55.8
56.5
56.8
56.7
56.9
57
56.8
56.5
56.4
56.1
55.9
55.5
55.3
55.4
55.2
61.6
60.9
60.3
59.9
58.9
57.9
58.2
57.9
57.4
57.5
57.3
58.5
59.9
60.8
60.7
60.4
60.8
60.5
59.3
59.4

60.6
61.5
61.6
61.8
62.4
62.3
62
60.4
60.1
61.2
61
61.6
62.3
62.4
62.5
62.7
63.4
63.5
63.4
63.1
62.9
62.9
62.8
61.5
60.7
60.8
61.5
60.8
61.5
61.5
61.8
61.4
61.6
61.7
62.4
61.5
61.1
62.1
62.9
62.8
63.3
63.8
63
63
63
62.4
62.2

62.1
61.3
61.3
62.2
62.6
62.2
62.7
63
62.7
61.5
62.1
62.6
62.8
63.3
62.7
61.6
62.1
61.6
61.8
62
61.5
61.5
62.2
62.9
63.2
63
62.4
61.9
61.1
58.9
58.8
61.8
62.7
63
62.9
62.1
60.9
61
61.6
61.8
61.8
61.7
61.8
61.8
62.3
62.2
62.2

62
61.8
61.8
61.5
62
62.1
60.9
60.4
60.8
61
61
61.1
60.6
60.5
61.2
61.4
61.4
61.5
61.7
62.1
62.4
62.4
62.6
63.2
63
62.6
63.1
63.4
63.8
64.2
63.9
63.7
63.8
62.9
62.8
63
62.8
62.4
63.5
63
62.7
63.1
63.5
64
64.4
64.5
64.2

63.9
63.8
63.7
62.8
62
61.1
60.9
61.7
62
62.5
62.7
61.8
60.4
59.9
59.6
60.1
60.9
59.6
59
59.2
60.4
61.2
60.1
59.6
60.4
60.3
60
59.8
59.1
57.9
58.4
60
60.6
59.8
59.1
58.3
58.5
58.8
59.3
59.8
59.9
60.3
60.5
60.8
60.7
60.4
61.1

62
62
62.2
62.7
62.6
62.2
61
60.6
61.7
62.2
62.5
62.4
63.2
64.2
64.5
64.7
64.1
64.4
64.8
65
65.1
64.7
64.6
64.9
65
64.6
63.7
63
63.4
63.5
64.2
65.3
65.6
64.7
63.6
63.4
64
64.5
64.7
64.9
65
65.5
65.3
64.6
64
62.7
62.6

62.6
62.5
62.5
63.1
63.9
64.7
65.2
64.6
63.9
64.2
64.8
64.8
63.6
62.9
62.6
62.8
63
63.2
63.6
63.7
62.9
63
63.1
62
61.9
61.2
61.1
62.1
63.3
63.3
62.8
62.6
62
61.6
61.8
61.5
61.9
62.5
62.7
62.4
61.9
61.8
62.7
62.9
63.1
63.5
63.2

63
62.7
63.2
62.6
62
62.1
62
61.6
61
59.8
59.7
60
60.5
61
61.4
61.7
60.2
59.7
59.9
58.5
57.6
57.8
59.9
60.5
61
61.4
61.5
61.2
60.9
60.6
60.9
61
60.8
60.2
59
58.4
59.4
59.8
59.8
60.3
60.5
60
59.7
60
60.3
60.5
60

59.5
59.4
59.7
59.9
59.7
58.8
57.8
57.4
57.9
58.2
57.8
57.5
58.1
58.3
57.6
57.9
58.4
58
58.2

SHD DAT	KWK DAT	CCR DAT	CCR 7DADM	BSF DAT	JLF DAT	BND DAT	RBDD DAT
51.6	52.3			55.0	55.9	56.0	57.5
50.8	51.8			54.5	55.5	56.3	57.1
50.7	51.6	52.2	53.3	54.0	55.2	55.4	56.6
48.9	50.5	51.6	53.3	53.4	54.6	55.1	56.4
50.3	51.8	52.7	54.3	54.3	55.4	55.8	57.2
50.8	52.0	53.0	54.6	54.4	55.6	56.0	57.6
50.1	51.5	52.6	54.3	54.1	55.2	55.7	57.2
50.1	51.6	52.6	54.2	54.2	55.4	55.9	57.3
51.8	52.5	53.5	55.1	54.8	55.9	56.4	57.7
51.2	52.3	53.2	54.7	54.8	56.0	56.4	57.7
49.6	50.9	51.7	53.1	53.3	54.7	55.0	56.3
51.5	52.5	53.3	55.0	54.8	55.7	56.2	57.4
53.1	53.8	54.6	56.6	55.9	56.9	57.4	58.8
51.9	53.0	54.1	55.9	55.6	56.8	57.2	58.8
49.5	51.2	52.2	54.0	54.0	55.2	55.6	57.1
49.7	51.0	52.1	53.8	53.8	55.0	55.5	56.7
49.7	51.3	52.4	54.3	53.9	55.0	55.5	56.9
52.0	53.0	54.0	55.8	55.4	56.3	56.6	58.4
54.3	55.7	56.9	58.8	58.0	59.4	59.8	61.8
52.9	55.2	56.7	58.8	58.1	59.5	60.1	61.6
	51.9	53.0	55.0	54.8	56.1	56.7	
51.0	52.3	53.3	55.0	54.8	56.0	56.4	57.9
-4.0	-2.7	-1.7		-0.2	1.0	1.4	2.9
-1.3		1.0	2.7	2.5	3.7	4.1	5.6

JLF DAT	BND DAT	RBDD DAT
55.3	55.6	56.9
55.8	56.2	57.8
56.1	56.6	58.3
56.2	56.7	58.5
56.5	57.0	58.4
56.0	56.3	56.9

JLF DAT	BND DAT	RBDD DAT
54.9	55.3	56.4
54.9	55.2	56.4
55.1	55.4	56.4
55.1	55.5	56.6
55.2	55.5	56.5
55.3	55.6	56.7

	May		Jun	
1996	3	33	34	63
1997	187	217	218	247
1998	371	401	402	431
1999	555	585	586	615
2000	739	769	770	799
2001	923	953	954	983
2002	1107	1137	1138	1167
2003	1291	1321	1322	1351
2004	1475	1505	1506	1535
2005	1659	1689	1690	1719
2006	1843	1873	1874	1903
2007	2027	2057	2058	2087
2008	2211	2241	2242	2271
2009	2395	2425	2426	2455
2010	2579	2609	2610	2639
2011	2763	2793	2794	2823

55.2	55.6	56.6
55.1	55.5	56.5
55.1	55.5	56.6
55.0	55.5	56.6
55.1	55.4	56.6
55.2	55.5	56.8
55.4	55.7	57.0
55.4	55.8	57.1
55.1	55.4	56.7
55.3	55.6	56.6
55.4	55.7	57.0
55.6	55.9	56.9
55.6	56.0	57.2
55.4	55.7	57.0
55.4	55.8	57.1
55.2	55.6	56.9
55.2	55.5	56.9
55.4	55.7	57.3
55.3	55.7	57.3
55.4	55.7	57.2
55.4	55.7	57.3
55.3	55.6	57.2
55.4	55.7	57.1
55.6	56.0	57.5
55.7	56.2	57.8
55.7	56.2	57.5
55.6	56.0	57.3
55.4	55.8	57.1
55.5	55.7	57.4
55.6	56.0	57.4
55.5	55.9	57.4
55.6	56.0	57.5
55.6	55.9	57.5
55.7	56.1	57.7
55.8	56.2	57.9
55.9	56.3	58.0
55.9	56.3	58.0
56.0	56.4	58.2
56.0	56.4	58.2
56.0	56.5	58.3
55.8	56.3	58.2
55.7	56.1	57.8
55.7	56.1	57.9
55.8	56.1	57.9
55.8	56.2	58.0
55.8	56.3	58.0
55.8	56.1	57.9

2012	2947	2977	2978	3007
2013	3131	3161	3162	3191
2014	3315	3345	3346	3375
2015	3499	3529	3530	3559

55.7	56.1	57.9
55.7	56.1	57.9
55.6	56.1	57.7
55.6	56.1	57.8
55.8	56.3	57.9
55.9	56.4	58.2
56.1	56.6	58.3
56.2	56.7	58.5
56.1	56.6	58.5
56.1	56.6	58.4
56.1	56.6	58.3
56.1	56.6	58.3
56.1	56.7	58.4
56.1	56.7	58.4
56.1	56.7	58.5
56.0	56.6	58.3
56.0	56.5	58.2
56.0	56.6	58.3
56.0	56.4	58.2
55.9	56.4	58.1
56.0	56.5	58.2
56.2	56.7	58.1
56.2	56.7	58.4
56.2	56.8	58.6
56.1	56.6	58.6
56.0	56.5	58.4
56.1	56.5	58.3
56.3	56.8	58.5
56.1	56.7	58.5
56.0	56.5	58.4
56.0	56.5	58.3
55.9	56.4	58.3
55.8	56.3	58.1
55.9	56.4	58.2
56.0	56.5	58.3
56.1	56.6	58.3
56.2	56.6	58.5
56.1	56.6	58.6
56.1	56.6	58.4
56.0	56.5	58.4
55.9	56.5	58.3
56.0	56.5	58.2
56.0	56.5	58.2
55.9	56.4	58.2
55.9	56.4	58.1
56.0	56.5	58.2
56.2	56.6	58.5

56.2	56.7	58.5
56.2	56.7	58.5
56.1	56.6	58.4
56.1	56.6	58.4
56.2	56.7	58.5
56.3	56.8	58.6
56.2	56.7	58.5
56.3	56.9	58.4
56.4	57.0	58.6
56.3	56.8	58.7
56.2	56.8	58.6
56.1	56.7	58.5
56.1	56.6	58.4
56.2	56.8	58.5
56.3	56.8	58.6
56.3	56.9	58.7
56.4	57.0	58.8
56.4	57.0	58.7
56.3	56.9	58.6
56.3	56.9	58.6
56.3	56.9	58.5
56.3	56.9	58.5
56.3	56.9	58.5
56.3	56.9	58.5
56.4	56.9	58.5
56.4	56.9	58.6
56.4	56.9	58.5
56.2	56.7	58.3
56.3	56.9	58.4
56.3	56.8	58.4
56.4	56.9	58.3
56.4	56.9	58.4
56.5	57.0	58.4
56.6	57.1	58.6
56.5	57.0	58.6
56.5	57.0	58.4
56.4	56.9	58.4
56.5	56.9	58.4
56.5	56.9	58.5
56.6	57.0	58.5
56.8	57.3	58.7
56.7	57.2	58.8
56.8	57.2	58.6
56.9	57.3	58.8
56.7	57.1	58.5
56.7	57.1	58.4
56.7	57.1	58.5

56.7	57.1	58.4
56.6	57.0	58.3
56.6	57.0	58.2
56.6	56.9	58.1
56.5	56.9	58.1
56.6	56.9	58.1
56.7	57.0	58.1
56.6	57.0	58.0
56.5	56.8	57.9
56.4	56.6	57.6
56.4	56.6	57.5
56.4	56.7	57.6
56.6	56.8	57.8
56.6	56.9	57.9
56.4	56.7	57.6
56.3	56.5	57.2
56.2	56.5	57.2
56.1	56.3	57.0
56.2	56.4	57.1
56.3	56.5	57.3
56.2	56.5	57.2
56.2	56.4	57.1
56.2	56.4	57.1
56.0	56.3	57.0
56.0	56.2	56.8
55.8	56.0	56.6
55.8	56.0	56.6
55.9	56.0	56.5
55.8	56.0	56.5
55.7	55.9	56.3
55.6	55.8	56.2
55.3	55.4	55.9
55.3	55.3	55.7
55.4	55.5	55.7
55.4	55.5	55.7
55.5	55.5	55.8
55.5	55.6	55.8

WY	KWK DAT	CCR DAT	CCR 7DADM	BSF DAT	JLF DAT	BND DAT
1996	52.3			55.0	55.9	56.0
1997	51.8			54.5	55.5	56.3
1998	51.6	52.2	53.3	54.0	55.2	55.4
1999	50.5	51.6	53.3	53.4	54.6	55.1
2000	51.8	52.7	54.3	54.3	55.4	55.8
2001	52.0	53.0	54.6	54.4	55.6	56.0
2002	51.5	52.6	54.3	54.1	55.2	55.7
2003	51.6	52.6	54.2	54.2	55.4	55.9
2004	52.5	53.5	55.1	54.8	55.9	56.4
2005	52.3	53.2	54.7	54.8	56.0	56.4
2006	50.9	51.7	53.1	53.3	54.7	55.0
2007	52.5	53.3	55.0	54.8	55.7	56.2
2008	53.8	54.6	56.6	55.9	56.9	57.4
2009	53.0	54.1	55.9	55.6	56.8	57.2
2010	51.2	52.2	54.0	54.0	55.2	55.6
2011	51.0	52.1	53.8	53.8	55.0	55.5
2012	51.3	52.4	54.3	53.9	55.0	55.5
2013	53.0	54.0	55.8	55.4	56.3	56.6
2014	55.7	56.9	58.8	58.0	59.4	59.8
2015	55.2	56.7	58.8	58.1	59.5	60.1
2016	51.9	53.0	55.0	54.8	56.1	56.7
Average	52.3	53.3	55.0	54.8	56.0	56.4
Difference from CCR7DADM	-2.7	-1.7		-0.2	1.0	1.4
Difference from KWK		1.0	2.7	2.5	3.7	4.1

Jul		Aug		Sep		Oct	
64	94	95	125	126	155	156	186
248	278	279	309	310	339	340	370
432	462	463	493	494	523	524	554
616	646	647	677	678	707	708	738
800	830	831	861	862	891	892	922
984	1014	1015	1045	1046	1075	1076	1106
1168	1198	1199	1229	1230	1259	1260	1290
1352	1382	1383	1413	1414	1443	1444	1474
1536	1566	1567	1597	1598	1627	1628	1658
1720	1750	1751	1781	1782	1811	1812	1842
1904	1934	1935	1965	1966	1995	1996	2026
2088	2118	2119	2149	2150	2179	2180	2210
2272	2302	2303	2333	2334	2363	2364	2394
2456	2486	2487	2517	2518	2547	2548	2578
2640	2670	2671	2701	2702	2731	2732	2762
2824	2854	2855	2885	2886	2915	2916	2946

3008	3038	3039	3069	3070	3099	3100	3130
3192	3222	3223	3253	3254	3283	3284	3314
3376	3406	3407	3437	3438	3467	3468	3498
3560	3590	3591	3621	3622	3651	3652	3682

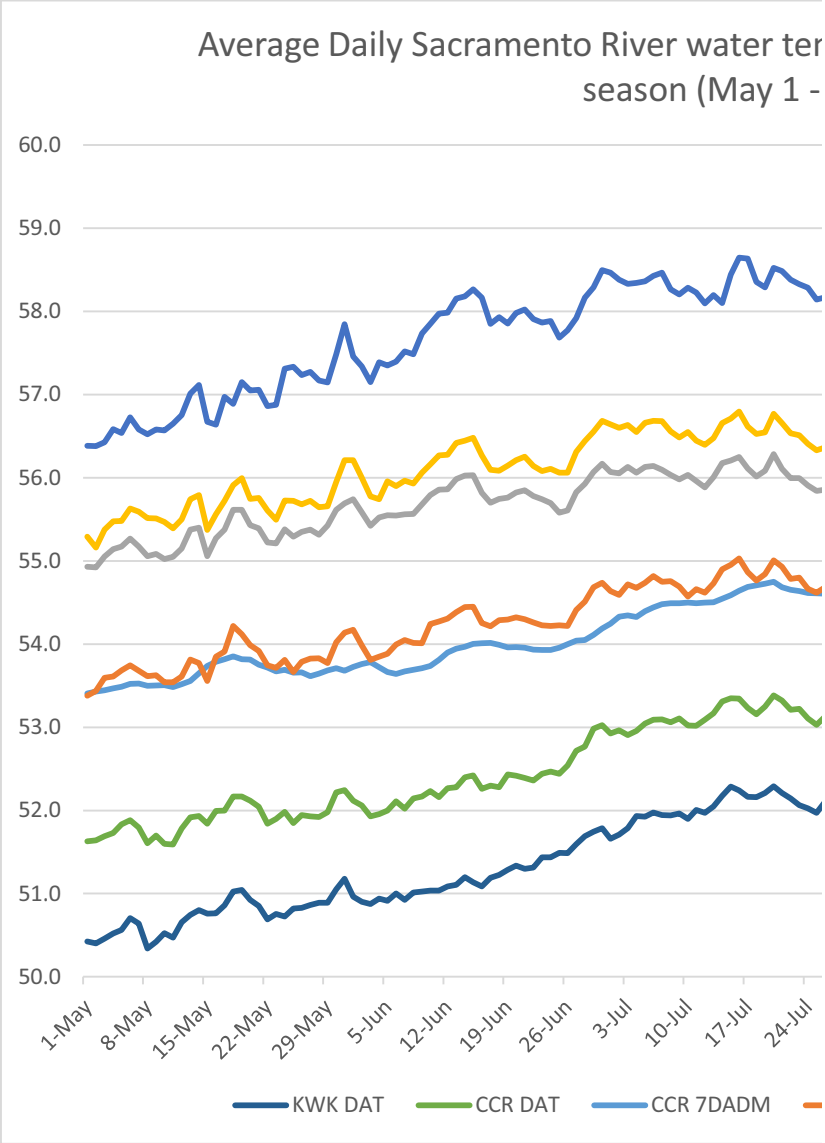

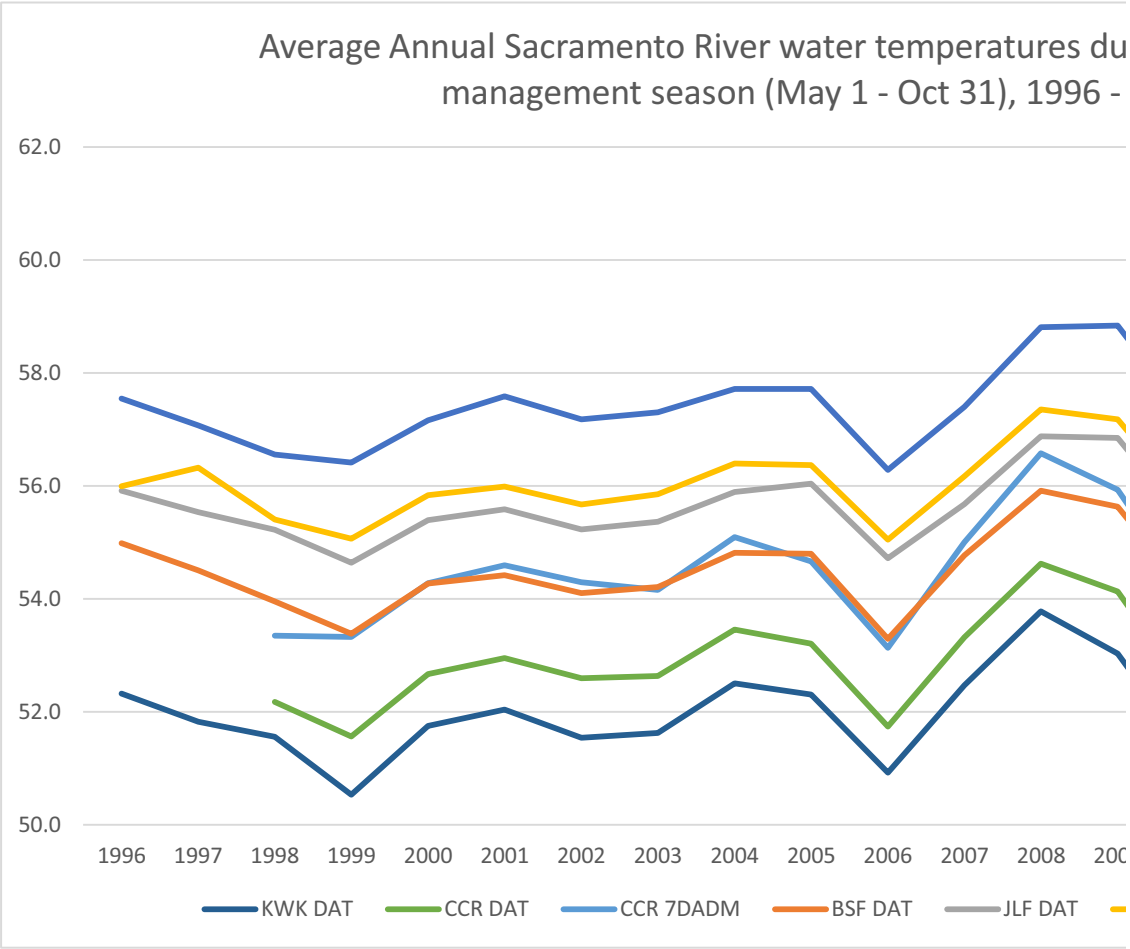
Average Annual Sacramento River water temperatures du
management season (May 1 - Oct 31), 1996 -
62.0
60.0
58.0
56.0
54.0
52.0
50.0
1996
1997
1998
1999
2000
2001
2002
2003
2004
2005
2006
2007
2008
200
KWK DAT
CCR DAT
CCR 7DADM
BSF DAT
JLF DAT

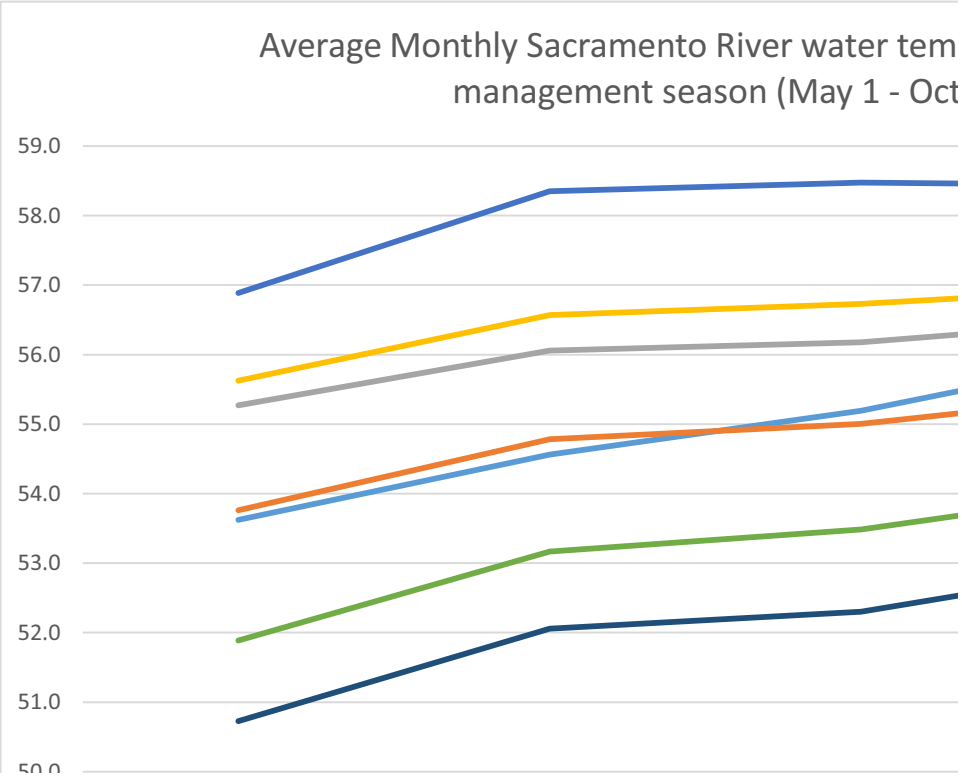
Average Monthly Sacramento River water tem
management season (May 1 - Oct
59.0
58.0
57.0
56.0
55.0
54.0
53.0
52.0
51.0
50.0

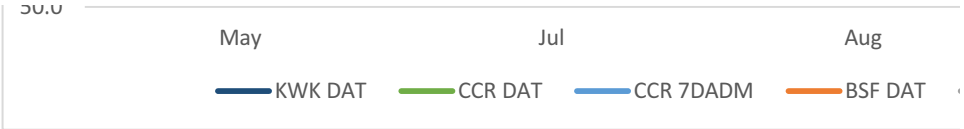
May
Jul
Aug
KWK DAT
CCR DAT
CCR 7DADM
BSF DAT

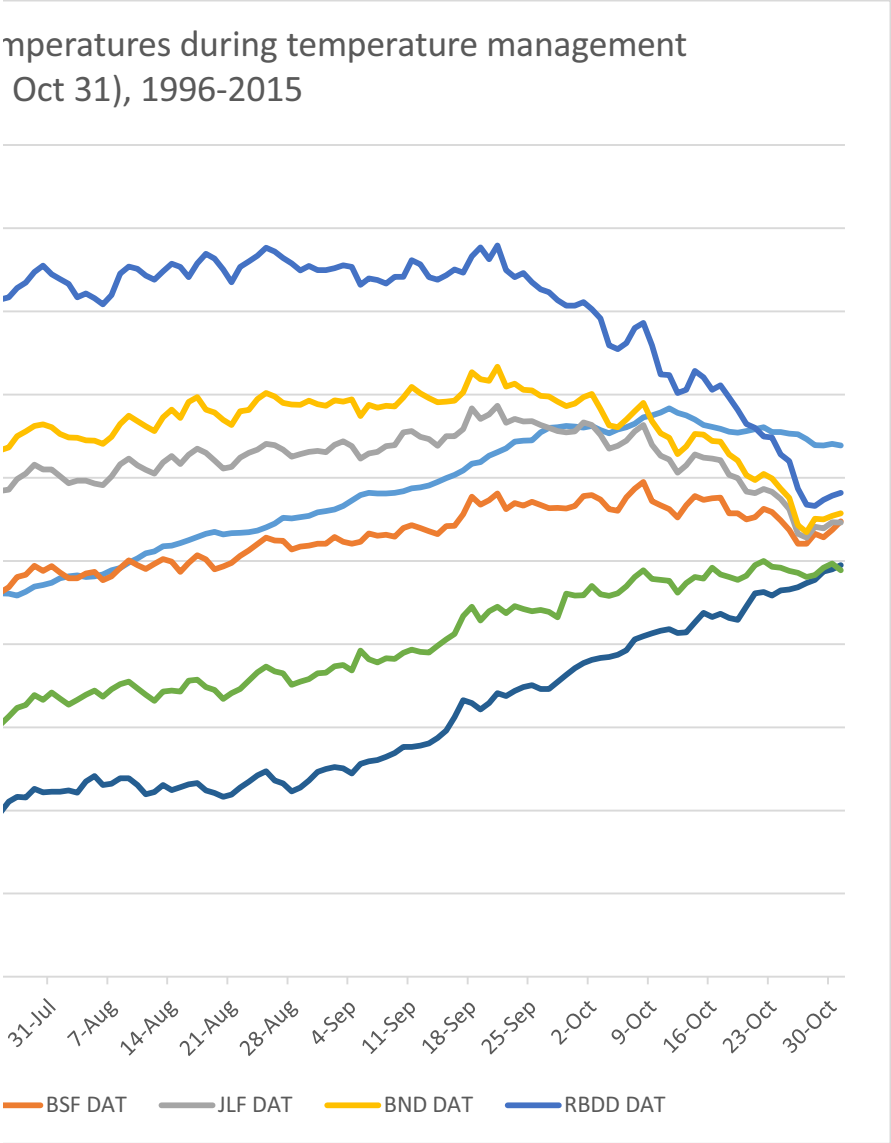
mperatures during temperature management
Oct 31), 1996-2015
31-Jul
7-Aug
14-Aug
21-Aug
28-Aug
4-Sep
11-Sep
18-Sep
25-Sep
2-Oct
9-Oct
16-Oct
23-Oct
30-Oct
BSF DAT
JLF DAT
BND DAT
RBDD DAT

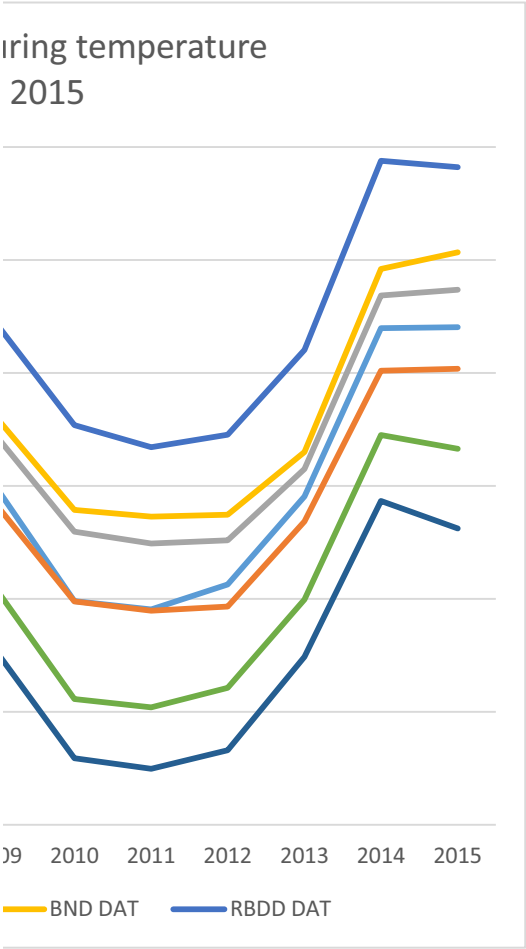
ıring temperature
2015
09
2010
2011
2012
2013
2014
2015
BND DAT
RBDD DAT

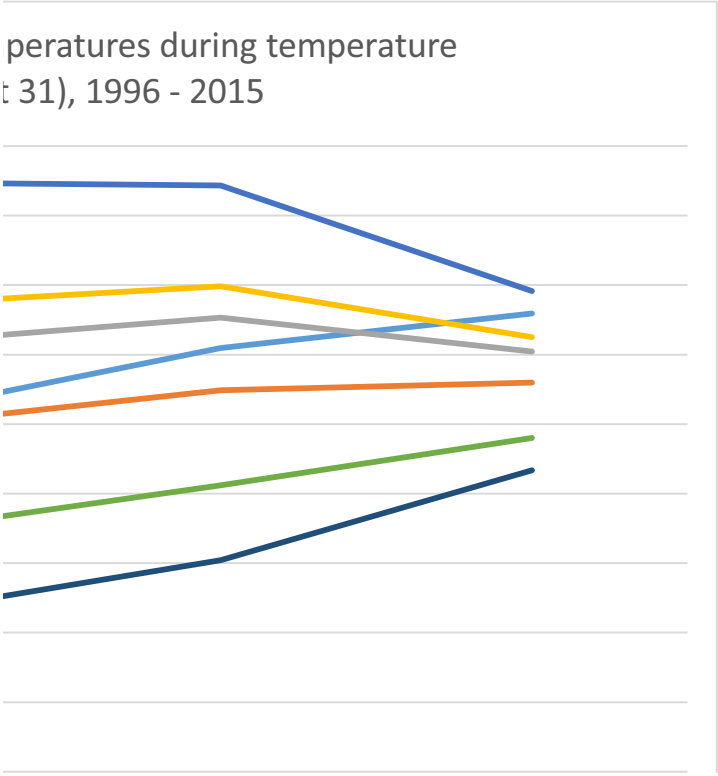
peratures during temperature
t 31), 1996 - 2015

Sept
Oct
JLF DAT
BND DAT
RBDD DAT

Water Year	Beginning of October Storage (MAF)	End of April Storage (MAF)	WY Type
1996	3.14	4.31	W
1997	3.10	3.94	W
1998	2.31	4.06	W
1999	3.44	4.26	W
2000	3.33	4.15	AN
2001	2.99	4.02	D
2002	2.20	4.30	D
2003	2.56	4.54	AN
2004	3.16	4.06	BN
2005	2.18	4.21	AN
2006	3.04	4.06	W
2007	3.21	3.90	D
2008	1.88	2.95	C
2009	1.38	3.00	D
2010	1.77	4.39	BN
2011	3.32	4.27	W
2012	3.34	4.44	BN
2013	2.59	3.79	D
2014	1.91	2.41	C
2015	1.16	2.66	C
2016	1.60	4.23	BN

Water Year	End of April Storage (MAF)
2010	1.77
2011	3.32
2012	3.34
2013	2.59
2014	1.91
2015	1.16
2016	1.60

Critically Dry	3.5 MAF
Dry	3.9 MAF
Below Norm	4.2 MAF
Above Norm	4.2 MAF
Wet	4.2 MAF

Water Year	End of April Storage (MAF)	End of September (MAF)	WY Type
1996	4.31	3.10	W
1997	3.94	2.31	W
1998	4.06	3.44	W
1999	4.26	3.33	W
2000	4.15	2.99	AN
2001	4.02	2.20	D
2002	4.30	2.56	D
2003	4.54	3.16	AN
2004	4.06	2.18	BN
2005	4.21	3.04	AN
2006	4.06	3.21	W
2007	3.90	1.88	D
2008	2.95	1.38	C
2009	3.00	1.77	D
2010	4.39	3.32	BN
2011	4.27	3.34	W

2012	4.44	2.59	BN
2013	3.79	1.91	D
2014	2.41	1.16	C
2015	2.66	1.60	C
2016	4.23	2.81	BN

End of September Storage (MAF)	Water Year Type
4.39	BN
4.27	W
4.44	BN
3.79	D
2.41	C
2.66	C
4.23	BN

Date	CCR DAT	BSF DAT	JLF DAT	BND DAT		
5/15/2010	53.2	55.7	57.5	58.1		2010
5/16/2010	53.1	55.5	57.4	58.0		2011
5/17/2010	52.6	54.7	56.4	57.0		2012
5/18/2010	52.4	54.1	55.3	55.7		2013
5/19/2010	51.7	53.4	54.8	55.4		2014
5/20/2010	52.0	53.4	54.4	54.5		2015
5/21/2010	51.8	53.5	54.7	54.8		2016
5/22/2010	51.5	52.5	53.3	53.3	Average	
5/23/2010	51.7	52.8	53.5	53.3		
5/24/2010	52.1	53.3	54.3	54.4		
5/25/2010	52.0	53.1	53.9	53.9		2010
5/26/2010	52.9	53.6	54.3	54.0		2011
5/27/2010	52.7	53.1	53.6	53.6		2012
5/28/2010	53.4	54.0	54.5	54.2		2013
5/29/2010	54.1	54.9	55.9	55.8		2014
5/30/2010	54.9	55.8	56.9	56.8		2015
5/31/2010	54.9	56.0	57.2	57.2		2016
6/1/2010	54.1	56.6	57.9	57.8	Average	
6/2/2010	51.1	53.2	54.8	55.3		
6/3/2010	50.8	52.1	53.3	53.2		
6/4/2010	51.0	52.5	54.0	53.9		2010
6/5/2010	51.1	52.6	54.0	54.0		2011
6/6/2010	51.5	53.0	54.4	54.2		2012
6/7/2010	51.8	53.7	55.4	55.3		2013
6/8/2010	51.9	53.8	55.5	55.4		2014
6/9/2010	52.0	51.9	56.1	56.1		2015
6/10/2010	51.5	54.1	55.8	55.7		2016
6/11/2010	51.1	53.3	55.1	55.0	Average	
6/12/2010	51.2	53.5	55.3	55.4		
6/13/2010	51.2	53.8	55.9	55.9		
6/14/2010	51.3	53.8	56.1	56.1		
6/15/2010	51.5	53.7	55.8	55.9		
6/16/2010	51.2	53.3	55.2	55.2		
6/17/2010	51.6	53.5	55.1	55.0		
6/18/2010	51.1	53.3	55.0	55.1		
6/19/2010	51.2	53.4	55.1	55.1		
6/20/2010	51.3	53.4	55.2	55.2		
6/21/2010	51.6	53.6	55.4	55.4		
6/22/2010	51.2	53.5	55.4	55.7		
6/23/2010	51.0	53.5	55.5	56.0		
6/24/2010	50.8	53.3	55.4	55.9		
6/25/2010	51.1	53.4	55.4	55.9		
6/26/2010	51.5	54.0	56.1	56.6		
6/27/2010	51.6	54.1	56.3	56.9		
6/28/2010	51.5	54.0	56.1	56.6		
6/29/2010	51.6	53.8	55.8	56.3		

6/30/2010	51.5	53.8	55.7	56.2
7/1/2010	51.4	53.5	55.3	55.8
7/2/2010	51.5	53.6	55.4	55.8
7/3/2010	51.5	53.6	55.2	55.7
7/4/2010	51.6	53.8	55.4	55.9
7/5/2010	51.6	53.8	55.6	56.1
7/6/2010	51.8	53.9	55.7	56.2
7/7/2010	51.8	54.0	56.0	56.5
7/8/2010	51.8	53.9	55.7	56.2
7/9/2010	52.0	54.1	56.0	56.5
7/10/2010	51.9	54.1	56.0	56.6
7/11/2010	51.8	53.9	55.6	56.1
7/12/2010	52.0	54.1	55.9	56.4
7/13/2010	52.0	54.1	55.9	56.4
7/14/2010	52.0	54.0	55.7	56.3
7/15/2010	51.9	53.9	55.7	56.2
7/16/2010	51.8	53.9	55.8	56.3
7/17/2010	51.8	54.1	56.0	56.6
7/18/2010	51.6	54.0	55.8	56.4
7/19/2010	51.6	53.9	55.5	56.1
7/20/2010	51.6	53.7	55.5	56.1
7/21/2010	52.2		53.8	55.4
7/22/2010	51.7	53.7	55.2	56.0
7/23/2010	51.8	53.9	55.4	56.1
7/24/2010	51.8	53.8	55.3	56.0
7/25/2010	51.9	53.9	55.4	56.2
7/26/2010	52.0	54.0	55.5	56.3
7/27/2010	52.0	54.1	55.6	56.3
7/28/2010	52.0	54.0	55.3	56.1
7/29/2010				
7/30/2010				
7/31/2010				
8/1/2010	52.0	53.8	55.0	55.7
8/2/2010	52.1	53.9	55.1	55.8
8/3/2010	52.1	53.9	55.1	55.9
8/4/2010	52.3	53.9	55.2	56.0
8/5/2010	52.5	54.0	55.4	56.2
8/6/2010	52.5	54.0	55.5	56.2
8/7/2010	52.7	54.1	55.7	56.5
8/8/2010	52.8	54.3	56.0	56.8
8/9/2010	52.8	54.4	56.0	56.9
8/10/2010	52.7	54.7	55.5	56.4
8/11/2010	52.5	54.3	55.3	56.3
8/12/2010	52.5	54.2	55.3	56.2
8/13/2010	52.5	54.3	55.5	56.5
8/14/2010	52.7	54.4	55.7	56.7
8/15/2010	52.9	54.6	56.0	57.0

8/16/2010	53.0	54.8	56.1	57.1
8/17/2010	52.8	55.2	56.2	57.2
8/18/2010	51.9	53.9	54.8	56.0
8/19/2010	51.9	53.7	54.5	55.5
8/20/2010	52.0	54.0	54.9	55.9
8/21/2010	52.1	54.2	55.0	56.0
8/22/2010	52.0	54.0	54.8	55.9
8/23/2010	52.4	54.3	55.1	56.1
8/24/2010	52.0	54.1	55.1	56.2
8/25/2010	52.2	54.3	55.2	56.2
8/26/2010	52.3	54.5	55.5	56.6
8/27/2010	52.6	54.6	55.6	56.6
8/28/2010	51.7	53.6	54.4	55.6
8/29/2010	51.9	53.8	54.3	55.1
8/30/2010	51.8	53.8	54.5	55.4
8/31/2010	52.2	53.8	54.5	55.5
9/1/2010	52.7	54.7	55.6	56.6
9/2/2010	52.8	54.9	55.9	57.0
9/3/2010	52.8	54.6	55.6	56.7
9/4/2010	52.7	54.6	55.6	56.6
9/5/2010	52.9	54.7	55.5	56.5
9/6/2010	52.7	54.5	55.2	56.2
9/7/2010	52.3	54.3	55.0	56.0
9/8/2010	52.0	54.0	54.6	55.8
9/9/2010	51.7	53.5	54.2	55.0
9/10/2010	51.5	53.3	54.0	55.0
9/11/2010	51.8	53.7	54.4	55.3
9/12/2010	51.5	53.3	54.1	55.1
9/13/2010	51.6	53.4	54.1	55.1
9/14/2010	52.5	54.2	54.9	55.5
9/15/2010	52.7	54.2	55.5	55.9
9/16/2010	53.0	54.6	56.0	56.4
9/17/2010	52.8	54.6	55.9	56.5
9/18/2010	53.2	54.9	56.2	56.6
9/19/2010	52.0	54.1	55.6	56.5
9/20/2010	52.1	53.8	54.9	55.2
9/21/2010	51.8	53.6	55.0	55.5
9/22/2010	52.1	53.7	55.0	55.2
9/23/2010	52.6	54.0	55.2	55.2
9/24/2010	52.9	54.2	55.4	55.3
9/25/2010	52.9	54.1	55.3	55.3
9/26/2010	53.0	54.2	55.4	55.3
9/27/2010	53.0	54.3	55.5	55.5
9/28/2010	53.2	54.3	55.5	55.5
9/29/2010	53.3	54.6	55.8	55.8
9/30/2010	53.3	54.6	55.8	55.9
10/1/2010	53.3	54.6	55.8	55.9

10/2/2010	53.3	54.6	55.7	55.6
10/3/2010	53.2	54.7	55.6	55.5
10/4/2010	52.7	53.8	54.5	54.5
10/5/2010	53.2	53.8	54.5	54.2
10/6/2010	53.3	54.8	55.7	55.6
10/7/2010	53.1	54.6	55.6	55.5
10/8/2010	53.2	54.3	55.1	55.0
10/9/2010	53.4	54.5	55.5	55.3
10/10/2010	54.0	55.2	56.2	56.1
10/11/2010	54.1	55.4	56.4	56.4
10/12/2010	54.1	55.1	55.8	55.6
10/13/2010	53.9	55.0	55.6	55.5
10/14/2010	53.4	54.7	55.3	55.1
10/15/2010	53.2	54.4	55.2	55.1
10/16/2010	53.1	54.2	55.0	54.8
10/17/2010	52.5	53.8	54.0	53.7
10/18/2010	53.1	53.7	54.4	54.0
10/19/2010	52.9	54.0	54.7	54.5
10/20/2010	52.7	53.8	54.4	54.2
10/21/2010	52.7	53.7	54.4	54.0
10/22/2010	52.6	53.8	54.4	54.3
10/23/2010	52.1	53.3	53.6	53.4
10/24/2010	52.5	53.7	54.2	53.5
10/25/2010	51.9	53.8	54.3	54.0
10/26/2010	52.0	52.8	53.0	52.6
10/27/2010	51.5	52.1	52.0	51.7
10/28/2010	51.7	52.3	52.3	52.3
10/29/2010	51.9	52.5	52.8	52.7
10/30/2010	51.7	52.7	53.0	53.1
10/31/2010	52.3	52.9	53.6	53.6
5/15/2011	50.7	51.6	52.6	53.0
5/16/2011	50.4	51.1	51.6	51.6
5/17/2011	50.3	50.8	51.4	51.6
5/18/2011	51.9	53.3	53.4	53.2
5/19/2011	53.1	54.9	55.8	55.9
5/20/2011	54.1	55.9	57.0	57.2
5/21/2011	54.6	57.1	58.4	58.6
5/22/2011	53.1	55.8	57.6	58.1
5/23/2011	52.6	55.0	56.4	56.8
5/24/2011	52.8	54.5	55.8	56.1
5/25/2011	52.0	53.2	54.3	54.8
5/26/2011	51.5	52.9	53.6	53.8
5/27/2011	51.4	53.3	54.4	54.5
5/28/2011	51.8	53.0	54.0	54.3
5/29/2011	52.1	53.2	53.9	54.0
5/30/2011	52.8	53.7	54.6	54.8
5/31/2011	52.0	53.0	53.8	54.2

6/1/2011	51.5	52.4	53.0	53.0
6/2/2011	52.4	53.3	53.8	53.8
6/3/2011	52.0	53.2	53.8	54.0
6/4/2011	51.4	52.6	53.1	53.4
6/5/2011	51.8	53.0	53.5	53.5
6/6/2011	51.5	52.7	53.4	53.8
6/7/2011	52.0	53.6	54.1	54.1
6/8/2011	53.0	55.3	56.4	56.5
6/9/2011	52.4	55.3	56.9	57.3
6/10/2011	51.1	54.3	56.1	56.5
6/11/2011	50.8	53.6	55.6	56.1
6/12/2011	51.1	54.2	55.9	56.1
6/13/2011	51.3	54.9	57.0	57.5
6/14/2011	51.2	54.6	56.9	57.4
6/15/2011	50.7	54.2	56.2	56.7
6/16/2011	50.3	53.5	55.4	55.9
6/17/2011	50.2	53.1	54.9	55.3
6/18/2011	50.2	53.1	55.0	55.5
6/19/2011	50.5	53.6	55.5	55.9
6/20/2011	50.6	53.9	55.9	56.4
6/21/2011	50.6	53.9	56.1	56.6
6/22/2011	50.4	54.2	56.2	56.8
6/23/2011	50.4	53.7	55.9	56.5
6/24/2011	50.8	54.0	56.0	56.4
6/25/2011	50.4	53.4	55.4	56.0
6/26/2011	50.4	53.4	55.3	55.8
6/27/2011	50.5	53.5	55.5	56.0
6/28/2011	50.2	52.6	54.4	55.0
6/29/2011	50.0	53.0	54.5	54.8
6/30/2011	50.4	53.2	55.0	55.4
7/1/2011	50.8	53.5	55.3	55.8
7/2/2011	50.8	53.4	55.3	55.8
7/3/2011	51.0	53.6	55.7	56.2
7/4/2011	51.1	53.6	55.5	56.0
7/5/2011	51.0	53.5	55.4	56.0
7/6/2011	51.0	53.4	55.0	55.9
7/7/2011	51.1	53.5	55.1	56.0
7/8/2011	51.2	53.6	55.1	56.0
7/9/2011	51.2	53.6	55.1	56.0
7/10/2011	51.2	53.6	55.0	56.0
7/11/2011	51.2	53.6	55.0	55.9
7/12/2011	51.3	53.6	54.8	55.8
7/13/2011	51.1	53.6	55.0	56.0
7/14/2011	51.2	53.4	54.6	55.5
7/15/2011	51.0	53.2	54.4	55.3
7/16/2011	51.1	53.3	54.6	55.5
7/17/2011	51.1	53.2	54.4	55.4

7/18/2011	50.5	52.2	53.5	54.4
7/19/2011	50.9	52.8	53.7	54.4
7/20/2011	51.5	53.6	54.7	55.5
7/21/2011	51.8	53.9	55.1	55.9
7/22/2011	51.9	54.0	55.3	56.2
7/23/2011	51.9	54.0	55.4	56.4
7/24/2011	51.9	54.0	55.3	56.2
7/25/2011	51.8	53.9	55.0	55.9
7/26/2011	51.8	53.8	55.0	55.8
7/27/2011	51.9	53.9	55.0	55.9
7/28/2011	52.0	54.0	55.2	56.1
7/29/2011	52.0	54.1	55.3	56.2
7/30/2011	52.2	54.2	55.5	56.4
7/31/2011	52.2	54.3	55.6	56.5
8/1/2011	52.2	54.3	55.4	56.4
8/2/2011	52.2	54.1	55.3	56.2
8/3/2011	52.3	54.1	55.2	56.0
8/4/2011	52.4	54.1	55.3	56.0
8/5/2011	52.4	54.0	55.2	56.0
8/6/2011	52.6	54.2	55.4	56.0
8/7/2011	52.6	54.3	55.5	56.2
8/8/2011	52.6	54.3	55.5	56.2
8/9/2011	52.8	54.4	55.6	56.3
8/10/2011	53.0	54.6	55.8	56.5
8/11/2011	52.9	54.5	55.8	56.5
8/12/2011	52.8	54.5	55.8	56.6
8/13/2011	52.6	54.3	55.5	56.3
8/14/2011	52.6	54.3	55.6	56.3
8/15/2011	52.4	54.1	55.3	56.0
8/16/2011	52.5	54.0	55.0	55.7
8/17/2011	52.4	54.0	55.2	55.9
8/18/2011	52.6	54.2	55.3	56.0
8/19/2011	52.7	54.3	55.5	56.3
8/20/2011	52.8	54.5	55.7	56.4
8/21/2011	52.6	54.2	55.3	55.9
8/22/2011	52.6	54.0	55.1	55.8
8/23/2011	52.8	54.2	55.2	55.9
8/24/2011	52.8	54.1	55.3	56.0
8/25/2011	52.9	54.2	55.4	56.0
8/26/2011	52.9	54.3	55.4	56.1
8/27/2011	53.1	54.5	55.6	56.3
8/28/2011	53.1	54.4	55.6	56.3
8/29/2011	53.0	54.5	55.6	56.2
8/30/2011	53.0	54.3	55.5	56.2
8/31/2011	53.2	54.5	55.7	56.3
9/1/2011	53.5	54.6	55.7	56.3
9/2/2011	53.4	54.6	55.7	56.3

9/3/2011	53.0	54.2	55.3	56.0
9/4/2011	53.0	54.2	55.3	56.0
9/5/2011	53.0	54.2	55.2	55.9
9/6/2011	53.1	54.3	55.3	55.9
9/7/2011	53.0	54.2	55.2	55.8
9/8/2011	53.1	54.2	55.2	55.9
9/9/2011	53.5	54.7	55.7	56.3
9/10/2011	53.6	54.9	56.0	56.7
9/11/2011	53.4	54.7	55.9	56.6
9/12/2011	53.4	54.8	55.9	56.6
9/13/2011	53.2	54.5	55.8	56.3
9/14/2011	53.4	54.6	56.0	56.3
9/15/2011	53.1	54.5	56.0	56.3
9/16/2011	53.0	54.1	55.3	55.5
9/17/2011	53.1	54.2	55.4	55.5
9/18/2011	53.2	54.4	55.5	55.7
9/19/2011	52.2	53.5	54.9	55.2
9/20/2011	52.3	53.4	54.7	54.9
9/21/2011	52.3	53.5	54.7	55.0
9/22/2011	52.4	53.6	54.8	55.1
9/23/2011	52.5	53.6	54.8	55.0
9/24/2011	52.3	53.7	55.0	55.3
9/25/2011	51.8	52.8	54.0	54.4
9/26/2011	52.0	53.1	54.1	54.2
9/27/2011	52.0	53.2	54.3	54.5
9/28/2011	51.8	53.0	54.2	54.5
9/29/2011	52.1	53.4	54.6	54.8
9/30/2011	52.1	53.6	54.8	55.0
10/1/2011	51.8	53.0	54.1	54.4
10/2/2011	51.6	52.8	53.5	53.6
10/3/2011	51.3	52.3	53.0	53.1
10/4/2011	51.1	52.0	52.6	52.6
10/5/2011	51.1	52.0	52.3	52.3
10/6/2011	51.4	52.4	52.7	52.6
10/7/2011	51.9	52.9	53.4	53.4
10/8/2011	52.0	53.1	53.8	53.9
10/9/2011	51.9	53.0	53.7	53.8
10/10/2011	51.8	52.9	53.6	53.8
10/11/2011	52.3	53.9	54.6	54.6
10/12/2011	52.3	53.5	54.3	54.4
10/13/2011	52.1	53.3	54.1	54.3
10/14/2011	52.0	53.2	54.0	54.2
10/15/2011	52.0	53.4	54.2	54.4
10/16/2011	52.5	54.1	55.0	55.2
10/17/2011	52.7	54.4	55.3	55.6
10/18/2011	52.8	54.3	55.2	55.6
10/19/2011	52.7	54.3	55.2	55.6

10/20/2011	52.5	53.7	54.6	54.9
10/21/2011	52.5	53.6	54.3	54.5
10/22/2011	52.7	53.8	54.3	54.5
10/23/2011	52.5	53.5	54.2	54.5
10/24/2011	52.4	53.4	54.0	54.2
10/25/2011	52.1	52.9	53.4	53.7
10/26/2011	52.0	52.3	52.5	52.6
10/27/2011	51.8	52.2	52.4	52.5
10/28/2011	51.7	52.0	52.2	52.2
10/29/2011	51.9	52.3	52.5	52.6
10/30/2011	52.3	53.1	53.5	53.6
10/31/2011	52.3	53.1	53.5	53.7
5/15/2012	52.1	54.3	55.9	56.4
5/16/2012	52.2	54.5	56.4	57.0
5/17/2012	52.0	54.3	56.2	56.9
5/18/2012	51.7	53.4	54.9	55.4
5/19/2012	52.3	54.1	55.5	55.9
5/20/2012	52.3	54.4	56.0	56.5
5/21/2012	52.1	54.2	56.0	56.6
5/22/2012	52.0	53.9	55.5	56.1
5/23/2012	52.0	53.7	55.1	55.6
5/24/2012	52.1	53.7	55.1	55.5
5/25/2012	51.5	52.7	53.8	54.3
5/26/2012	51.7	52.9	54.1	54.4
5/27/2012	52.2	53.8	55.1	55.5
5/28/2012	52.5	54.3	55.7	56.2
5/29/2012	52.6	54.5	56.0	56.5
5/30/2012	52.7	54.8	56.4	57.0
5/31/2012	52.1	54.5	56.3	57.0
6/1/2012	52.1	54.5	56.5	57.2
6/2/2012	52.3	54.6	56.6	57.4
6/3/2012	52.0	54.2	56.0	56.7
6/4/2012	51.2	52.9	54.3	55.0
6/5/2012	50.9	52.5	53.7	54.0
6/6/2012	51.6	53.0	54.2	54.6
6/7/2012	51.4	53.0	54.4	55.0
6/8/2012	51.6	53.1	54.3	54.7
6/9/2012	51.8	53.3	54.5	55.0
6/10/2012	52.2	53.8	55.1	55.6
6/11/2012	52.1	54.0	55.5	56.1
6/12/2012	52.5	54.4	56.0	56.5
6/13/2012	52.1	54.5	56.2	56.9
6/14/2012	51.4	53.4	55.2	55.9
6/15/2012	51.5	53.5	55.1	55.8
6/16/2012	51.3	53.3	55.0	55.7
6/17/2012	51.2	53.1	54.8	55.4
6/18/2012	51.2	53.2	54.8	55.4

6/19/2012	51.2	52.9	54.4	54.9
6/20/2012	51.2	52.8	54.2	54.8
6/21/2012	51.2	52.9	54.4	54.9
6/22/2012	50.6	51.9	53.0	53.7
6/23/2012	51.1	52.0	53.1	53.3
6/24/2012	52.1	53.1	54.2	54.5
6/25/2012	52.1	53.0	54.2	54.6
6/26/2012	52.3	53.3	54.5	54.7
6/27/2012	52.8	53.9	55.0	55.4
6/28/2012	52.9	54.0	55.3	55.7
6/29/2012	52.9	54.1	55.5	56.0
6/30/2012	52.8	54.0	55.4	55.9
7/1/2012	51.9	53.5	55.2	55.9
7/2/2012	51.7	53.1	54.6	55.1
7/3/2012	51.7	53.1	54.5	55.0
7/4/2012	51.8	53.1	54.4	54.6
7/5/2012	51.8	53.2	54.5	54.7
7/6/2012	51.6	52.9	54.2	54.5
7/7/2012	51.9	53.1	54.3	54.5
7/8/2012	51.9	53.2	54.4	54.7
7/9/2012	52.1	53.3	54.5	54.7
7/10/2012	52.0	53.3	54.4	54.7
7/11/2012	52.0	53.3	54.3	54.8
7/12/2012	52.2	53.4	54.4	54.9
7/13/2012	52.2	53.5	54.5	55.1
7/14/2012	52.3	53.5	54.5	55.0
7/15/2012	52.4	53.6	54.6	55.0
7/16/2012	52.4	53.7	54.7	55.2
7/17/2012	52.1	53.0	53.9	54.4
7/18/2012	52.2	53.2	54.0	54.4
7/19/2012	52.6	53.8	54.7	55.1
7/20/2012	52.6	53.8	54.6	55.1
7/21/2012	52.9	54.1	55.0	55.4
7/22/2012	53.1	54.3	55.3	55.7
7/23/2012	53.3	54.5	55.5	56.0
7/24/2012	53.0	54.4	55.5	56.1
7/25/2012	52.4	53.5	54.5	55.0
7/26/2012	52.6	53.8	54.6	55.0
7/27/2012	52.6	53.8	54.7	55.2
7/28/2012	52.6	53.8	54.7	55.2
7/29/2012	52.8	53.9	54.8	55.2
7/30/2012	53.0	54.2	55.1	55.5
7/31/2012	53.1	54.3	55.2	55.7
8/1/2012	53.3	54.5	55.5	55.8
8/2/2012	53.5	54.7	55.7	55.9
8/3/2012	53.4	54.7	55.8	56.0
8/4/2012	53.2	54.3	55.4	55.6

8/5/2012	53.3	54.6	55.7	55.9
8/6/2012	53.5	54.7	55.7	55.9
8/7/2012	53.4	54.6	55.7	55.9
8/8/2012	53.5	54.7	55.8	55.9
8/9/2012	53.1	54.5	55.6	56.0
8/10/2012	53.1	54.5	55.6	56.0
8/11/2012	53.1	54.4	55.5	56.0
8/12/2012	53.3	54.6	55.6	56.0
8/13/2012	53.4	54.7	55.9	56.4
8/14/2012	53.4	54.8	56.0	56.5
8/15/2012	52.7	54.0	55.3	55.8
8/16/2012	52.8	54.1	55.3	55.7
8/17/2012	53.0	54.5	55.7	56.2
8/18/2012	53.1	54.6	55.9	56.5
8/19/2012	53.2	54.6	55.8	56.3
8/20/2012	52.5	53.9	55.3	55.9
8/21/2012	51.7	53.0	54.3	54.9
8/22/2012	51.7	53.0	54.1	54.5
8/23/2012	51.9	53.2	54.3	54.7
8/24/2012	51.8	53.1	54.2	54.7
8/25/2012	51.7	53.0	54.2	54.6
8/26/2012	51.8	53.2	54.4	54.8
8/27/2012	51.7	53.0	54.2	54.7
8/28/2012	51.6	52.9	54.0	54.4
8/29/2012	52.0	53.1	54.1	54.5
8/30/2012	51.9	53.1	54.2	54.7
8/31/2012	52.2	53.5	54.6	54.9
9/1/2012	52.1	53.4	54.5	54.9
9/2/2012	52.1	53.3	54.3	54.7
9/3/2012	52.1	53.4	54.5	55.0
9/4/2012	52.2	53.5	54.6	55.1
9/5/2012	52.1	53.3	54.6	55.0
9/6/2012	52.5	53.7	55.1	55.7
9/7/2012	52.6	53.9	55.2	55.8
9/8/2012	52.7	54.0	55.5	56.1
9/9/2012	52.8	54.2	55.5	56.0
9/10/2012	52.7	54.0	55.2	55.8
9/11/2012	52.6	54.2	55.3	55.8
9/12/2012	52.5	54.1	55.4	55.9
9/13/2012	52.7	54.3	55.5	56.0
9/14/2012	52.8	54.5	55.6	56.3
9/15/2012	53.2	54.8	55.9	56.5
9/16/2012	53.1	54.5	55.7	56.3
9/17/2012	53.1	54.6	55.8	56.3
9/18/2012	53.0	54.7	55.9	56.5
9/19/2012	53.1	54.6	55.8	56.2
9/20/2012	52.9	54.5	55.6	56.0

9/21/2012	52.9	54.4	55.6	56.1
9/22/2012	52.9	54.5	55.6	56.1
9/23/2012	52.4	54.3	55.5	56.1
9/24/2012	52.5	54.0	55.2	55.7
9/25/2012	52.2	54.0	55.2	55.6
9/26/2012	52.2	53.7	54.9	55.3
9/27/2012	52.5	53.9	55.1	55.5
9/28/2012	52.7	54.1	55.3	55.7
9/29/2012	52.9	54.2	55.4	55.7
9/30/2012	52.8	54.2	55.3	55.7
10/1/2012	52.7	54.2	55.3	55.7
10/2/2012	52.7	54.2	55.4	55.8
10/3/2012	52.8	54.3	55.5	55.8
10/4/2012	52.8	54.4	55.5	55.9
10/5/2012	52.6	54.0	55.1	55.5
10/6/2012	52.5	53.8	54.8	55.1
10/7/2012	52.5	53.8	54.9	55.2
10/8/2012	52.2	53.8	54.7	55.0
10/9/2012	52.2	53.4	54.3	54.5
10/10/2012	52.2	53.4	54.3	54.7
10/11/2012	52.4	53.5	54.3	54.8
10/12/2012	51.7	53.2	54.0	54.5
10/13/2012	52.5	53.3	54.0	54.2
10/14/2012	52.3	53.5	54.5	54.9
10/15/2012	52.6	54.0	54.9	55.4
10/16/2012	52.7	54.5	55.5	56.1
10/17/2012	53.0	53.9	54.7	55.2
10/18/2012	52.7	53.8	54.7	55.1
10/19/2012	52.6	53.7	54.5	54.9
10/20/2012	52.6	53.6	54.4	54.8
10/21/2012	52.5	53.1	53.7	54.0
10/22/2012	52.0	52.8	53.2	53.6
10/23/2012	52.1	52.5	52.7	52.8
10/24/2012	52.2	52.8	53.0	53.2
10/25/2012	52.6	53.0	53.2	53.5
10/26/2012	52.6	52.9	53.2	53.4
10/27/2012	53.1	53.7	54.0	54.3
10/28/2012	53.1	53.9	54.4	54.7
10/29/2012	53.3	53.9	54.4	54.7
10/30/2012	53.3	53.9	54.4	54.7
10/31/2012	52.7	53.3	53.7	54.0
5/15/2013	53.6	55.1	56.4	56.8
5/16/2013	53.0	54.7	55.7	56.1
5/17/2013	53.0	54.5	55.6	55.8
5/18/2013	53.3	54.8	55.8	55.9
5/19/2013	53.5	55.1	56.1	56.3
5/20/2013	53.5	55.1	56.2	56.4

5/21/2013	53.2	54.9	56.0	56.3
5/22/2013	52.2	53.7	54.4	54.5
5/23/2013	52.9	54.1	54.9	54.9
5/24/2013	53.8	54.7	55.6	55.6
5/25/2013	53.8	54.9	55.8	55.9
5/26/2013	53.6	55.1	56.2	56.4
5/27/2013	53.0	54.3	55.1	55.5
5/28/2013	53.2	54.5	55.4	55.4
5/29/2013	53.5	55.2	56.5	56.6
5/30/2013	53.7	55.1	56.2	56.4
5/31/2013	53.7	55.4	56.6	56.8
6/1/2013	53.9	55.5	56.8	57.0
6/2/2013	54.2	56.0	57.4	57.6
6/3/2013	54.2	56.1	57.5	57.8
6/4/2013	53.8	55.9	57.3	57.6
6/5/2013	54.1	56.2	57.7	58.0
6/6/2013	54.3	56.2	57.6	57.9
6/7/2013	53.3	55.7	57.2	57.6
6/8/2013	53.3	55.5	56.9	57.2
6/9/2013	53.2	55.2	56.6	56.9
6/10/2013	52.9	54.8	55.8	56.1
6/11/2013	52.7	54.6	55.6	55.9
6/12/2013	53.0	54.8	55.8	56.0
6/13/2013	52.7	54.6	55.6	55.9
6/14/2013	52.7	54.4	55.3	55.6
6/15/2013	52.8	54.6	55.6	55.8
6/16/2013	52.0	53.9	54.9	55.4
6/17/2013	52.3	54.1	55.0	55.3
6/18/2013	52.5	54.2	55.2	55.5
6/19/2013	52.2	53.9	54.8	55.1
6/20/2013	52.4	54.0	54.9	55.1
6/21/2013	52.8	54.3	55.4	55.6
6/22/2013	52.9	54.6	55.7	56.0
6/23/2013	51.9	53.8	54.7	55.2
6/24/2013	51.6	53.3	53.9	54.2
6/25/2013	51.5	52.9	53.5	53.6
6/26/2013	51.8	54.0	54.9	55.1
6/27/2013	52.5	54.2	55.2	55.5
6/28/2013	53.1	55.0	56.2	56.6
6/29/2013	53.0	55.1	56.3	56.8
6/30/2013	53.1	55.0	56.1	56.6
7/1/2013	53.2	55.0	56.0	56.5
7/2/2013	53.5	55.3	56.5	57.0
7/3/2013	53.5	55.4	56.6	57.2
7/4/2013	53.7	55.5	56.5	57.0
7/5/2013	53.8	55.6	56.6	57.0
7/6/2013	53.9	55.6	56.7	57.2

7/7/2013	54.0	55.7	56.6	57.0
7/8/2013	54.2	55.8	56.7	57.1
7/9/2013	54.3	55.8	56.8	57.1
7/10/2013	54.4	56.1	57.0	57.4
7/11/2013	54.5	56.1	57.2	57.4
7/12/2013	54.7	56.2	57.2	57.3
7/13/2013	55.0	56.4	57.5	57.6
7/14/2013	55.1	56.6	57.7	57.8
7/15/2013	55.1	56.6	57.6	57.8
7/16/2013	54.9	56.7	57.6	57.9
7/17/2013	54.6	56.1	57.1	57.2
7/18/2013	54.9	56.3	57.3	57.5
7/19/2013	55.0	56.5	57.7	57.8
7/20/2013	54.8	56.6	57.8	58.0
7/21/2013	54.6	56.4	57.6	57.8
7/22/2013	54.9	56.5	57.6	57.9
7/23/2013	54.8	56.4	57.5	57.8
7/24/2013	54.7	56.3	57.4	57.6
7/25/2013	54.4	56.3	57.4	57.7
7/26/2013	54.2	56.1	57.2	57.5
7/27/2013	54.4	56.2	57.3	57.6
7/28/2013	54.6	56.3	57.5	57.7
7/29/2013	54.3	56.1	57.1	57.5
7/30/2013	53.4	55.4	56.3	56.6
7/31/2013	53.5	54.8	55.8	56.0
8/1/2013	53.9	55.3	56.4	56.6
8/2/2013	53.9	55.3	56.4	56.6
8/3/2013	53.8	55.2	56.0	56.2
8/4/2013	53.5	55.0	56.0	56.2
8/5/2013	54.0	55.2	56.2	56.4
8/6/2013	53.6	55.2	56.2	56.5
8/7/2013	53.9	55.2	56.3	56.5
8/8/2013	53.9	55.3	56.4	56.6
8/9/2013	53.8	55.3	56.2	56.5
8/10/2013	53.8	55.2	56.2	56.4
8/11/2013	53.8	55.2	56.3	56.5
8/12/2013	53.9	55.3	56.4	56.6
8/13/2013	54.3	55.5	56.6	56.8
8/14/2013	54.6	55.8	57.0	57.1
8/15/2013	54.6	55.9	57.0	57.3
8/16/2013	54.7	56.0	57.2	57.5
8/17/2013	54.6	56.2	57.6	57.9
8/18/2013	54.7	56.3	57.7	58.1
8/19/2013	54.5	56.3	57.6	58.0
8/20/2013	53.9	55.6	56.3	56.8
8/21/2013	54.3	55.7	57.0	57.1
8/22/2013	54.3	55.8	57.0	57.4

8/23/2013	54.3	55.7	57.0	57.2
8/24/2013	54.2	55.6	57.1	57.4
8/25/2013	54.1	55.7	57.2	57.5
8/26/2013	54.5	55.8	57.2	57.5
8/27/2013	54.5	55.6	56.9	57.2
8/28/2013	54.7	56.5	57.7	58.1
8/29/2013	53.8	55.5	56.9	57.7
8/30/2013	54.2	55.7	57.0	57.6
8/31/2013	54.7	56.0	57.6	58.2
9/1/2013	54.5	56.1	57.1	57.7
9/2/2013	54.4	55.8	57.2	57.8
9/3/2013	54.8	56.1	57.6	58.2
9/4/2013	54.4	56.0	57.5	58.1
9/5/2013	54.2	55.8	57.2	57.8
9/6/2013	54.2	55.6	56.2	57.6
9/7/2013	54.1	55.9	57.1	57.7
9/8/2013	54.1	55.7	56.9	57.4
9/9/2013	54.4	55.9	57.2	57.9
9/10/2013	54.5	56.2	57.6	58.3
9/11/2013	54.7	56.2	57.7	58.4
9/12/2013	54.4	56.1	57.2	57.9
9/13/2013	53.7	55.8	57.1	57.7
9/14/2013	53.7	55.5	56.8	57.5
9/15/2013	54.2	55.7	56.9	57.5
9/16/2013	54.6	56.0	57.2	57.6
9/17/2013	54.5	55.9	57.2	57.9
9/18/2013	54.3	56.1	56.8	57.3
9/19/2013	53.5	55.5	55.9	56.5
9/20/2013	53.4	55.1	55.6	56.0
9/21/2013	53.4	55.4	55.8	56.3
9/22/2013	53.8	54.7	55.1	55.3
9/23/2013	54.5	55.6	56.7	57.1
9/24/2013	54.5	56.0	57.0	57.5
9/25/2013	54.1	55.4	55.9	56.2
9/26/2013	54.2	54.9	55.3	55.5
9/27/2013	54.4	55.2	55.7	55.9
9/28/2013	54.3	55.4	55.9	56.1
9/29/2013	53.9	55.4	56.0	56.5
9/30/2013	54.7	55.8	56.8	57.2
10/1/2013	55.0	55.9	56.7	57.2
10/2/2013	55.0	56.0	56.7	57.0
10/3/2013	54.6	55.5	55.8	56.1
10/4/2013	54.5	55.2	55.4	55.6
10/5/2013	54.5	55.1	55.6	55.7
10/6/2013	54.9	55.3	55.8	55.9
10/7/2013	54.7	55.5	55.8	56.0
10/8/2013	54.8	55.3	55.5	55.7

10/9/2013	55.0	55.2	55.4	55.5
10/10/2013	55.2	55.6	56.0	56.1
10/11/2013	54.5	55.5	55.8	56.0
10/12/2013	54.5	55.2	55.4	55.6
10/13/2013	54.6	55.3	55.5	55.7
10/14/2013	54.7	55.2	55.4	55.5
10/15/2013	54.8	55.3	55.5	55.6
10/16/2013	54.9	55.1	55.2	55.2
10/17/2013	55.3	55.3	55.5	55.5
10/18/2013	55.6	55.7	56.0	56.1
10/19/2013	55.4	55.8	56.1	56.2
10/20/2013	55.5	55.8	56.0	56.1
10/21/2013	55.8	56.0	56.3	56.4
10/22/2013	55.8	56.1	56.4	56.5
10/23/2013	55.7	55.9	56.1	56.2
10/24/2013	55.6	55.8	55.9	56.0
10/25/2013	55.5	55.8	55.9	55.9
10/26/2013	55.4	55.6	55.6	55.7
10/27/2013	55.5	55.6	55.5	55.6
10/28/2013	55.0	55.5	55.1	55.2
10/29/2013	55.1	55.5	55.2	55.3
10/30/2013	55.1	55.2	54.9	55.1
10/31/2013	55.3	55.1	54.8	55.0
5/15/2014	54.3	55.9	58.0	58.6
5/16/2014	54.5	56.1	57.9	58.5
5/17/2014	54.5	56.2	58.1	58.7
5/18/2014	54.6	56.3	57.9	58.5
5/19/2014	54.2	55.8	57.3	57.8
5/20/2014	54.4	55.6	57.3	57.8
5/21/2014	54.8	56.2	58.1	58.7
5/22/2014	55.0	56.6	58.6	59.2
5/23/2014	55.0	56.6	58.4	59.1
5/24/2014	55.5	57.0	58.9	59.5
5/25/2014	55.6	57.0	59.1	59.8
5/26/2014	55.6	57.0	59.0	59.7
5/27/2014	55.6	57.0	58.8	59.5
5/28/2014	55.3	56.4	58.0	58.6
5/29/2014	55.5	56.3	58.0	58.5
5/30/2014	55.9	56.6	58.4	58.9
5/31/2014	55.9	56.5	58.4	58.9
6/1/2014	56.2	56.8	58.9	59.4
6/2/2014	56.6	57.1	59.3	59.8
6/3/2014	56.4	57.3	59.5	60.1
6/4/2014	56.0	56.6	59.1	59.7
6/5/2014	56.1	56.8	59.4	60.0
6/6/2014	56.5	57.1	59.8	60.4
6/7/2014	56.3	57.2	60.0	60.7

6/8/2014	55.8	57.0	59.6	60.4
6/9/2014	55.7	56.7	59.4	60.0
6/10/2014	55.7	56.6	59.2	59.9
6/11/2014	55.6	56.6	59.3	59.8
6/12/2014	55.6	56.6	58.9	59.5
6/13/2014	55.5	56.5	58.3	58.8
6/14/2014	55.4	56.4	57.7	58.2
6/15/2014	56.0	56.8	58.5	58.8
6/16/2014	55.7	56.7	58.5	58.9
6/17/2014	55.7	56.5	58.2	58.6
6/18/2014	55.2	56.3	58.0	58.5
6/19/2014	55.4	56.4	58.1	58.5
6/20/2014	55.2	56.4	58.0	58.5
6/21/2014	55.8	56.2	57.9	58.2
6/22/2014	55.8	56.5	58.3	58.6
6/23/2014	56.6	56.8	58.8	59.0
6/24/2014	56.2	57.1	59.0	59.5
6/25/2014	56.0	57.0	58.0	58.5
6/26/2014	55.5	56.7	58.0	58.3
6/27/2014	55.8	56.8	58.6	59.0
6/28/2014	55.8	56.9	58.6	59.1
6/29/2014	56.2	57.1	58.9	59.3
6/30/2014	56.5	57.3	59.4	59.8
7/1/2014	55.9	57.6	59.5	60.2
7/2/2014	55.8	57.2	59.1	59.7
7/3/2014	56.0	57.1	59.2	59.8
7/4/2014	55.8	57.4	59.3	60.0
7/5/2014	55.8	57.0	58.8	59.3
7/6/2014	55.7	57.0	58.8	59.4
7/7/2014	55.5	57.0	58.7	59.3
7/8/2014	55.1	57.0	57.8	58.5
7/9/2014	55.3	56.8	58.3	58.8
7/10/2014	55.4	56.7	58.8	59.4
7/11/2014	55.2	56.9	58.5	59.2
7/12/2014	55.2	56.7	58.4	59.0
7/13/2014	55.3	56.8	58.7	59.3
7/14/2014	55.7	57.0	59.0	59.6
7/15/2014	55.1	56.8	58.4	59.1
7/16/2014	54.9	56.6	58.0	58.7
7/17/2014	55.2	56.6	58.2	58.8
7/18/2014	55.4	57.1	58.7	59.3
7/19/2014	55.7	57.2	59.0	59.6
7/20/2014	56.2	57.5	59.5	60.1
7/21/2014	55.8	57.5	58.8	59.5
7/22/2014	55.5	57.0	58.1	58.6
7/23/2014	55.2	56.9	58.4	59.0
7/24/2014	55.4	56.4	58.1	58.6

7/25/2014	55.4	56.9	58.5	59.0
7/26/2014	55.4	56.7	58.3	58.8
7/27/2014	55.4	56.9	58.0	58.6
7/28/2014	55.6	57.0	58.6	59.1
7/29/2014	55.9	57.3	58.9	59.5
7/30/2014	56.2	57.6	59.5	60.1
7/31/2014	56.3	57.8	59.7	60.3
8/1/2014	55.8	57.6	59.1	59.8
8/2/2014	55.8	57.4	58.9	59.6
8/3/2014	56.0	57.4	58.9	59.4
8/4/2014	55.6	57.3	58.1	58.7
8/5/2014	55.2	56.5	56.9	57.4
8/6/2014	55.8	56.7	58.0	58.1
8/7/2014	56.2	57.2	58.8	59.3
8/8/2014	56.5	57.7	59.6	60.2
8/9/2014	56.8	58.0	59.9	60.6
8/10/2014	55.9	57.9	59.4	60.2
8/11/2014	55.7	57.6	58.5	59.3
8/12/2014	55.8	57.5	58.5	59.1
8/13/2014	56.1	57.8	58.9	59.4
8/14/2014	56.3	58.0	59.2	59.9
8/15/2014	56.3	58.2	59.3	60.0
8/16/2014	56.3	58.1	59.2	60.0
8/17/2014	56.7	58.5	59.5	60.0
8/18/2014	56.6	58.3	59.4	60.1
8/19/2014	56.7	58.4	59.6	60.2
8/20/2014	56.4	58.4	59.7	60.5
8/21/2014	56.5	58.3	59.5	60.2
8/22/2014	56.5	58.5	59.8	60.5
8/23/2014	56.6	58.5	59.5	60.2
8/24/2014	56.4	58.4	59.5	60.1
8/25/2014	56.3	58.4	59.3	60.0
8/26/2014	56.5	58.3	59.3	59.9
8/27/2014	56.6	58.5	59.7	60.4
8/28/2014	55.7	58.4	59.2	60.1
8/29/2014	55.4	58.0	58.4	59.2
8/30/2014	55.6	57.8	58.4	59.0
8/31/2014	55.9	58.0	58.9	59.5
9/1/2014	55.8	58.0	58.7	59.5
9/2/2014	55.9	58.0	58.9	59.5
9/3/2014	56.3	58.1	59.0	59.6
9/4/2014	56.2	58.1	58.8	59.4
9/5/2014	59.5	58.0	58.8	59.3
9/6/2014	56.8	58.3	59.4	60.0
9/7/2014	56.9	58.5	59.5	60.0
9/8/2014	57.2	58.6	59.7	60.3
9/9/2014	57.3	58.8	59.8	60.4

9/10/2014	57.7	58.9	60.0	60.4
9/11/2014	57.6	59.1	60.3	60.8
9/12/2014	57.8	59.1	60.1	60.6
9/13/2014	57.8	59.3	60.5	61.0
9/14/2014	58.3	59.4	60.7	61.1
9/15/2014	58.6	59.7	61.1	61.6
9/16/2014	58.7	59.9	61.1	61.5
9/17/2014	58.6	59.8	60.8	61.1
9/18/2014	58.9	60.1	61.5	62.0
9/19/2014	59.5	60.1	61.3	61.7
9/20/2014	59.9	60.5	62.1	62.6
9/21/2014	60.0	60.8	62.2	62.7
9/22/2014	59.9	60.8	62.0	62.4
9/23/2014	60.1	61.2	62.1	62.4
9/24/2014	59.8	61.0	61.9	62.4
9/25/2014	60.0	60.9	61.7	61.9
9/26/2014	60.0	60.7	61.5	61.7
9/27/2014	59.5	61.0	61.9	62.1
9/28/2014	57.7	61.1	61.7	62.0
9/29/2014	61.7	60.9	61.5	61.5
9/30/2014	61.3	61.8	62.7	62.8
10/1/2014	61.1	61.4	62.0	62.0
10/2/2014	61.1	61.3	61.9	61.9
10/3/2014	61.3	61.5	62.1	62.1
10/4/2014	61.7	61.8	62.6	62.6
10/5/2014	62.1	62.2	63.0	63.1
10/6/2014	62.2	62.5	63.4	63.5
10/7/2014	62.3	62.5	63.3	63.4
10/8/2014	62.3	62.3	63.1	63.1
10/9/2014	62.3	62.3	63.1	63.2
10/10/2014	61.9	62.0	62.8	63.0
10/11/2014	61.6	61.9	62.7	63.0
10/12/2014	61.2	61.7	62.0	62.2
10/13/2014	61.2	61.2	61.3	61.4
10/14/2014	60.6	61.0	60.8	61.0
10/15/2014	60.9	60.8	60.8	60.9
10/16/2014	61.3	61.0	61.5	61.4
10/17/2014	60.9	61.3	61.6	61.7
10/18/2014	61.4	61.3	62.0	62.1
10/19/2014	61.3	61.5	62.0	62.1
10/20/2014	60.7	61.5	61.2	61.4
10/21/2014	60.3	61.0	60.2	60.2
10/22/2014	59.7	60.7	59.8	59.8
10/23/2014	59.4	60.5	59.6	59.6
10/24/2014	60.5	60.4	60.3	60.2
10/25/2014	60.2	60.4	60.8	60.9
10/26/2014	60.1	59.7	58.8	58.9

10/27/2014	59.9	60.0	59.4	59.2
10/28/2014	60.2	60.0	59.4	59.3
10/29/2014	60.8	60.2	60.6	60.5
10/30/2014	60.4	60.5	60.8	60.9
10/31/2014	59.7	60.6	59.9	59.9
5/15/2015	54.8	56.1	57.1	57.6
5/16/2015	55.3	56.6	57.9	58.4
5/17/2015	55.1	56.3	57.5	58.0
5/18/2015	55.4	56.5	58.0	58.6
5/19/2015	55.5	57.0	58.5	59.1
5/20/2015	55.7	57.0	58.5	59.0
5/21/2015	55.6	57.1	58.8	59.4
5/22/2015	55.2	57.0	58.4	59.1
5/23/2015	55.3	56.8	58.4	58.9
5/24/2015	55.9	57.0	59.0	59.5
5/25/2015	55.9	57.6	59.7	60.4
5/26/2015	55.9	57.5	59.5	60.2
5/27/2015	56.3	57.6	59.8	60.5
5/28/2015	56.1	58.7	60.2	61.0
5/29/2015	56.0	57.7	59.9	60.7
5/30/2015	55.9	57.6	59.6	60.3
5/31/2015	55.7	57.1	58.7	59.4
6/1/2015	55.7	57.1	58.8	59.4
6/2/2015	56.2	57.5	59.6	60.2
6/3/2015	56.3	57.6	59.7	60.4
6/4/2015	56.4	58.1	60.1	60.9
6/5/2015	56.7	57.9	59.8	60.4
6/6/2015	56.9	58.5	60.9	61.6
6/7/2015	57.1	58.8	61.2	62.1
6/8/2015	57.3	59.0	61.5	62.4
6/9/2015	57.3	59.1	61.5	62.4
6/10/2015	57.4	59.2	61.4	62.2
6/11/2015	57.6	59.1	61.5	62.3
6/12/2015	57.7	59.5	61.9	62.8
6/13/2015	58.0	59.6	62.1	62.9
6/14/2015	57.8	59.7	62.0	63.0
6/15/2015	57.8	59.5	61.7	62.6
6/16/2015	58.0	59.5	61.7	62.5
6/17/2015	58.4	59.8	62.1	62.9
6/18/2015	58.2	60.4	62.1	63.0
6/19/2015	57.2	59.5	61.4	62.3
6/20/2015	57.0	58.8	60.5	61.4
6/21/2015	57.5	59.2	60.7	61.4
6/22/2015	57.3	59.1	60.9	61.6
6/23/2015	57.5	59.0	60.9	61.6
6/24/2015	58.2	59.6	61.7	62.4
6/25/2015	58.0	60.0	62.2	63.2

6/26/2015	57.5	59.9	62.1	63.2
6/27/2015	57.0	59.4	61.4	62.4
6/28/2015	56.9	58.7	60.3	61.3
6/29/2015	56.9	59.0	60.8	61.6
6/30/2015	57.2	59.1	61.0	61.9
7/1/2015	57.4	59.5	61.4	62.4
7/2/2015	57.6	59.6	61.6	62.5
7/3/2015	57.7	59.8	61.8	62.8
7/4/2015	57.8	59.9	61.9	62.9
7/5/2015	57.8	60.1	62.2	63.2
7/6/2015	57.7	60.0	61.9	62.9
7/7/2015	57.9	59.7	61.6	62.5
7/8/2015	57.9	59.7	61.5	62.2
7/9/2015	57.1	59.0	60.4	61.2
7/10/2015	56.1	58.4	60.1	60.9
7/11/2015	55.9	57.7	59.5	60.4
7/12/2015	56.5	58.1	60.0	60.8
7/13/2015	56.8	58.2	60.0	60.6
7/14/2015	57.2	58.6	60.6	61.3
7/15/2015	57.5	59.0	61.2	62.0
7/16/2015	57.9	59.5	61.8	62.7
7/17/2015	57.2	59.4	61.7	62.8
7/18/2015	56.8	59.1	61.2	62.2
7/19/2015	56.9	58.7	60.8	61.7
7/20/2015	57.2	59.1	61.2	62.1
7/21/2015	57.0	59.2	61.5	62.5
7/22/2015	57.1	59.3	61.4	62.5
7/23/2015	56.7	58.8	60.6	61.5
7/24/2015	56.6	58.4	60.0	60.8
7/25/2015	56.7	58.5	60.1	60.8
7/26/2015	56.5	58.4	60.1	60.9
7/27/2015	56.9	58.6	60.4	61.2
7/28/2015	57.1	58.8	60.6	61.4
7/29/2015	57.1	58.9	60.8	61.6
7/30/2015	56.7	58.6	60.4	61.4
7/31/2015	56.8	59.0	60.4	61.2
8/1/2015	56.8	58.5	60.4	61.2
8/2/2015	56.0	58.3	59.8	60.8
8/3/2015	56.3	58.0	59.7	60.4
8/4/2015	56.0	58.0	59.3	60.1
8/5/2015	55.7	57.5	58.8	59.5
8/6/2015	56.2	57.6	58.9	59.5
8/7/2015	57.4	58.4	60.3	60.8
8/8/2015	57.4	58.9	60.9	61.6
8/9/2015	57.2	58.7	60.5	61.3
8/10/2015	56.8	58.7	60.2	61.0
8/11/2015	56.2	58.4	59.9	60.7

8/12/2015	55.6	57.7	59.0	59.8
8/13/2015	56.1	57.5	59.1	59.8
8/14/2015	55.9	57.9	59.3	60.1
8/15/2015	56.4	57.7	59.2	59.8
8/16/2015	57.0	58.2	59.9	60.4
8/17/2015	57.1	58.5	60.2	60.8
8/18/2015	57.0	58.5	60.1	60.9
8/19/2015	57.0	58.5	60.0	60.7
8/20/2015	56.9	58.4	59.5	60.2
8/21/2015	57.3	58.6	59.9	60.5
8/22/2015	57.5	58.9	60.4	61.1
8/23/2015	57.8	59.1	60.6	61.2
8/24/2015	58.5	59.4	61.0	61.6
8/25/2015	58.4	59.8	61.3	62.0
8/26/2015	57.8	59.6	60.9	61.5
8/27/2015	57.2	59.9	60.3	61.2
8/28/2015	57.2	58.9	60.1	61.0
8/29/2015	57.3	59.6	60.9	61.8
8/30/2015	57.2	58.7	59.8	60.7
8/31/2015	57.1	58.8	59.8	60.5
9/1/2015	56.9	58.8	59.9	60.6
9/2/2015	56.3	58.3	59.5	60.4
9/3/2015	56.5	58.2	59.4	60.2
9/4/2015	56.1	57.7	58.7	59.5
9/5/2015	55.9	57.1	57.9	58.6
9/6/2015	56.0	57.4	58.1	58.7
9/7/2015	56.2	57.3	58.3	58.9
9/8/2015	56.6	57.8	58.8	59.4
9/9/2015	56.9	58.1	59.2	59.8
9/10/2015	56.9	58.5	59.5	60.2
9/11/2015	56.6	58.1	59.4	60.1
9/12/2015	56.2	57.5	58.4	59.0
9/13/2015	56.5	57.7	58.6	59.1
9/14/2015	56.0	57.3	58.2	59.0
9/15/2015	56.0	57.0	57.5	57.9
9/16/2015	55.0	55.6	56.2	56.8
9/17/2015	56.2	56.8	57.5	57.7
9/18/2015	57.0	57.3	58.6	59.1
9/19/2015	57.2	57.9	59.2	59.7
9/20/2015	57.5	58.2	59.5	60.1
9/21/2015	57.5	58.3	59.6	60.3
9/22/2015	57.6	58.4	59.7	60.3
9/23/2015	57.3	58.2	59.4	60.0
9/24/2015	57.2	58.0	59.1	59.7
9/25/2015	57.2	58.0	59.1	59.5
9/26/2015	57.5	58.2	59.4	59.8
9/27/2015	57.2	58.2	59.4	59.8

9/28/2015	57.0	57.9	59.0	59.4
9/29/2015	56.8	57.8	58.7	59.1
9/30/2015	56.3	57.3	57.5	57.9
10/1/2015	56.5	57.3	57.8	58.0
10/2/2015	57.1	57.5	58.3	58.7
10/3/2015	57.2	57.9	58.5	58.9
10/4/2015	57.5	57.9	58.7	59.0
10/5/2015	57.7	58.1	59.0	59.4
10/6/2015	57.3	58.5	59.0	59.4
10/7/2015	56.9	57.7	58.4	58.8
10/8/2015	57.2	57.8	58.5	58.9
10/9/2015	57.4	57.8	58.6	59.0
10/10/2015	57.7	58.1	58.9	59.4
10/11/2015	57.4	58.1	58.9	59.4
10/12/2015	56.9	57.7	58.3	58.8
10/13/2015	56.9	57.5	58.1	58.4
10/14/2015	57.0	57.5	58.1	58.5
10/15/2015	57.1	57.8	58.4	58.8
10/16/2015	57.0	57.7	58.4	58.8
10/17/2015	56.1	57.5	57.9	58.5
10/18/2015	55.6	56.8	57.1	57.6
10/19/2015	55.3	56.2	56.4	56.7
10/20/2015	55.8	56.2	56.6	56.8
10/21/2015	56.1	56.5	56.9	57.1
10/22/2015	56.0	56.6	57.1	57.4
10/23/2015	56.2	56.6	56.8	57.0
10/24/2015	56.4	56.7	56.9	57.1
10/25/2015	56.6	56.9	57.3	57.5
10/26/2015	56.7	56.9	57.3	57.5
10/27/2015	56.3	56.7	56.9	57.1
10/28/2015	57.1	57.5	57.6	57.7
10/29/2015	57.0	57.2	57.4	57.6
10/30/2015	57.0	57.2	57.3	57.4
10/31/2015	56.7	57.3	57.6	57.8
5/15/2016	54.5	57.0	58.7	59.5
5/16/2016	54.4	57.1	58.8	59.8
5/17/2016	54.7	57.4	59.1	60.0
5/18/2016	53.9	57.1	59.2	60.3
5/19/2016	53.6	56.4	58.3	59.4
5/20/2016	52.1	54.0	55.4	56.4
5/21/2016	51.8	53.5	54.4	54.9
5/22/2016	51.8	53.6	54.7	55.4
5/23/2016	52.3	54.5	55.5	56.0
5/24/2016	53.1	55.7	57.2	58.0
5/25/2016	53.5	56.0	57.5	58.3
5/26/2016	53.8	56.5	58.1	59.0
5/27/2016	53.8	56.6	58.3	59.3

5/28/2016	53.8	56.5	58.1	59.1
5/29/2016	53.8	56.6	58.4	59.4
5/30/2016	54.2	57.1	58.9	59.9
5/31/2016	54.5	57.5	59.5	60.6
6/1/2016	54.3	57.4	59.5	60.7
6/2/2016	54.1	56.8	58.7	59.8
6/3/2016	54.1	56.6	58.5	59.4
6/4/2016	53.7	56.1	58.1	59.0
6/5/2016	53.2	55.8	57.7	58.6
6/6/2016	53.3	56.1	58.2	59.1
6/7/2016	53.1	56.0	58.3	59.3
6/8/2016	52.7	55.2	57.4	58.4
6/9/2016	52.7	55.2	56.9	57.6
6/10/2016	52.9	55.3	57.0	57.8
6/11/2016	52.9	55.2	56.8	57.5
6/12/2016	52.8	55.2	56.9	57.6
6/13/2016	52.6	55.2	57.0	57.8
6/14/2016	52.5	54.6	56.0	56.7
6/15/2016	51.7	53.4	54.7	55.5
6/16/2016	52.1	53.9	54.9	55.4
6/17/2016	52.2	53.9	55.1	55.8
6/18/2016	52.4	54.9	55.9	56.1
6/19/2016	52.9	55.2	56.6	57.2
6/20/2016	53.2	55.5	56.9	57.5
6/21/2016	53.4	55.8	57.2	57.8
6/22/2016	53.4	56.0	57.5	58.1
6/23/2016	53.2	55.7	57.2	57.9
6/24/2016	52.9	55.2	56.6	57.3
6/25/2016	53.1	55.4	56.8	57.4
6/26/2016	53.0	55.4	57.0	57.7
6/27/2016	53.2	55.8	57.3	58.0
6/28/2016	52.6	55.2	56.9	57.7
6/29/2016	52.6	55.2	56.9	57.7
6/30/2016	52.7	55.3	57.1	57.9
7/1/2016	52.5	55.1	56.9	57.7
7/2/2016	52.4	54.8	56.4	57.2
7/3/2016	52.6	54.9	56.5	57.3
7/4/2016	52.6	54.9	56.5	57.3
7/5/2016	52.5	54.7	56.3	57.0
7/6/2016	52.7	54.8	56.4	57.1
7/7/2016	52.7	54.9	56.5	57.2
7/8/2016	52.5	53.9	55.6	56.4
7/9/2016	52.5	54.2	55.5	56.1
7/10/2016	52.5	54.2	55.6	56.2
7/11/2016	52.9	54.4	55.9	56.5
7/12/2016	52.7	54.6	56.2	56.8
7/13/2016	52.6	54.3	55.9	56.6

7/14/2016	52.8	54.4	56.0	56.6
7/15/2016	53.1	54.8	56.4	57.1
7/16/2016	53.2	54.9	56.5	57.2
7/17/2016	53.1	55.0	56.6	57.3
7/18/2016	53.1	54.9	56.4	57.1
7/19/2016	53.2	54.9	56.3	57.0
7/20/2016	53.0	54.7	56.2	56.8
7/21/2016	52.8	54.5	56.0	56.7
7/22/2016	52.7	54.3	55.7	56.3
7/23/2016	52.9	54.5	56.0	56.7
7/24/2016	52.8	54.6	56.1	56.8
7/25/2016	52.8	54.7	56.2	56.9
7/26/2016	53.0	54.7	56.2	56.9
7/27/2016	53.1	54.8	56.4	57.1
7/28/2016	52.8	54.6	56.2	57.0
7/29/2016	52.9	54.6	56.2	56.9
7/30/2016	53.1	54.8	56.4	57.1
7/31/2016	53.2	54.8	56.3	57.0
8/1/2016	53.1	54.8	56.2	56.9
8/2/2016	53.1	54.7	56.1	56.7
8/3/2016	53.2	54.7	56.2	56.8
8/4/2016	53.1	54.7	56.2	56.9
8/5/2016	53.0	54.7	56.1	56.7
8/6/2016	53.2	54.8	56.0	56.6
8/7/2016	53.3	55.0	56.2	56.8
8/8/2016	53.3	55.0	56.2	56.8
8/9/2016	53.7	55.4	56.6	57.1
8/10/2016	53.4	55.3	56.5	57.1
8/11/2016	53.2	55.0	56.3	56.9
8/12/2016	53.3	55.0	56.3	56.9
8/13/2016	53.4	55.2	56.4	57.0
8/14/2016	53.1	54.9	56.2	56.8
8/15/2016	53.2	54.8	56.1	56.6
8/16/2016	53.3	55.1	56.3	56.8
8/17/2016	53.4	55.3	56.5	57.1
8/18/2016	53.5	55.3	56.7	57.3
8/19/2016	53.2	55.1	56.5	57.1
8/20/2016	52.9	54.7	56.0	56.7
8/21/2016	52.8	54.5	55.7	56.3
8/22/2016	52.7	54.4	55.7	56.2
8/23/2016	52.9	54.5	55.7	56.2
8/24/2016	53.0	54.6	55.8	56.3
8/25/2016	52.8	54.4	55.6	56.1
8/26/2016	52.5	54.1	55.3	55.9
8/27/2016	52.6	54.0	55.2	55.6
8/28/2016	52.6	54.0	55.1	55.6
8/29/2016	52.3	53.6	54.6	55.1

8/30/2016	52.4	53.8	54.7	55.1
8/31/2016	52.6	53.9	55.0	55.4
9/1/2016	52.6	53.9	55.0	55.4
9/2/2016	52.6	54.0	55.1	55.5
9/3/2016	52.7	54.1	55.0	55.5
9/4/2016	52.6	54.0	55.0	55.5
9/5/2016	52.6	53.8	54.7	55.2
9/6/2016	52.4	53.8	54.8	55.2
9/7/2016	52.1	53.8	54.9	55.4
9/8/2016	51.9	53.3	54.4	55.0
9/9/2016	53.0	54.3	55.2	55.6
9/10/2016	52.8	54.4	55.4	56.0
9/11/2016	52.7	54.3	55.5	56.0
9/12/2016	52.9	54.3	55.3	55.9
9/13/2016	52.8	54.2	55.1	55.6
9/14/2016	52.7	54.0	54.8	55.2
9/15/2016	52.9	54.0	54.8	55.3
9/16/2016	52.9	54.2	55.1	55.6
9/17/2016	53.0	54.1	55.0	55.5
9/18/2016	52.2	54.0	55.0	55.6
9/19/2016	52.5	53.9	54.9	55.5
9/20/2016	52.6	54.2	55.2	55.7
9/21/2016	52.4	53.7	54.6	55.2
9/22/2016	52.0	53.2	54.0	54.5
9/23/2016	51.7	52.7	53.5	54.0
9/24/2016	52.2	53.5	54.2	54.7
9/25/2016	52.6	53.8	54.6	55.1
9/26/2016	52.4	53.9	54.9	55.5
9/27/2016	52.8	54.1	54.9	55.3
9/28/2016	52.9	54.3	55.3	55.8
9/29/2016	53.0	54.4	55.3	55.8
9/30/2016	52.4	53.8	54.7	55.3
10/1/2016	52.2	53.2	53.8	54.2
10/2/2016	51.7	52.4	53.0	53.4
10/3/2016	51.0	51.7	52.0	52.3
10/4/2016	51.6	52.6	53.0	53.2
10/5/2016	52.0	52.8	53.3	53.6
10/6/2016	52.3	53.2	53.7	54.0
10/7/2016	52.8	53.5	54.0	54.3
10/8/2016	53.2	54.3	54.8	55.2
10/9/2016	52.8	54.0	54.7	55.1
10/10/2016	52.9	54.0	54.7	55.1
10/11/2016	52.7	53.7	54.4	54.8
10/12/2016	52.6	53.6	54.3	54.7
10/13/2016	52.4	53.3	54.0	54.3
10/14/2016	52.8	54.1	54.8	55.1
10/15/2016	52.4	53.7	54.3	54.7

10/16/2016	52.4	53.5	54.0	54.3
10/17/2016	52.3	53.3	53.8	54.1
10/18/2016	53.2	54.1	54.5	54.6
10/19/2016	53.6	54.1	54.4	54.6
10/20/2016	53.5	54.4	54.8	55.0
10/21/2016	53.6	54.3	54.8	55.0
10/22/2016	53.5	54.3	54.9	55.1
10/23/2016	53.1	53.9	54.5	54.8
10/24/2016	52.7	53.4	53.9	54.2
10/25/2016	52.6	53.8	54.3	54.5
10/26/2016	52.9	54.3	55.0	55.2
10/27/2016	52.5	53.8	54.4	54.8
10/28/2016	52.7	54.7	55.3	55.4
10/29/2016	52.8	54.7	55.6	55.8
10/30/2016	52.4	54.4	54.9	55.2
10/31/2016	52.2	54.3	54.6	54.8

Clear Creek	Balls Ferry	Jellys Ferry	Bend Bridge
100%	99%	86%	57%
100%	99%	91%	58%
100%	100%	92%	75%
100%	77%	34%	26%
44%	2%	0%	0%
14%	1%	0%	0%
100%	90%	52%	41%
80%	67%	51%	37%

Clear Creek	Balls Ferry	Jellys Ferry	Bend Bridge
167	164	143	96
170	169	154	98
170	170	157	127
170	131	58	44
75	3	0	0
24	1	0	0
170	153	89	70

Clear Creek	Balls Ferry	Jellys Ferry	Bend Bridge
167	166	167	167
170	170	170	170
170	170	170	170
170	170	170	170
170	170	170	170
170	170	170	170
170	170	170	170

Water Year	Beginning of October Storage (MAF)	End of April Storage (MAF)	WY Type	Keswic				
				Oct	Nov	Dec	Jan	Feb
1996	3.14	4.31	W	5,468	5,347	5,333	6,061	29,180
1997	3.10	3.94	W	5,663	5,186	19,660	41,600	12,830
1998	2.31	4.06	W	4,671	4,627	4,318	17,010	40,420
1999	3.44	4.26	W	6,745	10,820	14,430	8,081	20,040
2000	3.33	4.15	AN	6,298	6,415	6,954	7,756	28,380
2001	2.99	4.02	D	6,043	5,869	5,231	4,342	3,543
2002	2.20	4.30	D	6,048	4,589	3,897	7,017	4,221
2003	2.56	4.54	AN	7,137	6,003	6,180	14,420	9,959
2004	3.16	4.06	BN	6,873	5,759	8,336	7,608	22,160
2005	2.18	4.21	AN	7,249	4,686	4,255	3,987	3,806
2006	3.04	4.06	W	7,749	5,718	7,808	28,300	13,730
2007	3.21	3.90	D	6,160	5,915	5,846	5,320	5,058
2008	1.88	2.95	C	6,488	5,692	4,722	3,882	3,524
2009	1.38	3.00	D	7,102	4,667	3,715	3,266	3,419
2010	1.77	4.39	BN	6,170	4,685	3,294	3,705	3,323
2011	3.32	4.27	W	6,176	6,002	10,900	8,336	4,112
2012	3.34	4.44	BN	7,876	7,265	5,357	4,610	4,173
2013	2.59	3.79	D	6,208	5,540	4,714	4,524	4,077
2014	1.91	2.41	C	6,781	4,477	3,767	3,382	3,550
2015	1.16	2.66	C	5,038	4,688	3,661	3,267	3,464
2016	1.60	4.23	BN	6,361	4,599	4,016	3,337	3,261
Mean				6,400	5,650	6,490	9,040	10,800

Year	Keswick Monthly Mean Discharge (cfs)							
	Jan	Feb	Mar	Apr	May	Jun	Jul	Aug
1996	6,061	29,180	16,620	5,453	10,590	13,950	14,470	14,330
1997	41,600	12,830	5,050	5,816	9,122	13,330	14,870	11,140
1998	17,010	40,420	24,630	11,660	14,770	15,590	14,840	14,700
1999	8,081	20,040	17,120	8,136	10,510	11,720	13,330	10,400
2000	7,756	28,380	22,430	7,841	10,930	12,790	15,070	11,580
2001	4,342	3,543	4,680	6,308	9,820	13,650	14,900	11,160
2002	7,017	4,221	5,569	5,488	9,476	12,960	14,600	11,030
2003	14,420	9,959	4,455	7,720	16,380	13,030	13,980	10,470
2004	7,608	22,160	15,670	8,550	9,970	14,580	15,550	11,130
2005	3,987	3,806	3,910	4,087	14,660	12,100	14,200	10,640
2006	28,300	13,730	25,550	29,270	12,600	14,250	14,580	13,300
2007	5,320	5,058	4,969	7,799	9,869	12,340	14,720	11,600
2008	3,882	3,524	3,347	6,823	9,405	11,720	12,750	10,470
2009	3,266	3,419	3,459	6,249	8,724	10,530	12,560	10,920
2010	3,705	3,323	3,287	4,693	8,942	11,970	12,540	10,340
2011	8,336	4,112	22,280	12,730	8,606	12,540	12,630	11,950
2012	4,610	4,173	3,734	4,220	9,142	12,150	14,980	12,560

2013	4,524	4,077	4,460	7,212	11,980	13,980	14,770	10,840
2014	3,382	3,550	3,375	3,576	7,496	9,726	9,908	8,364
2015	3,267	3,464	3,141	4,361	7,578	7,337	7,304	7,210
2016	3,337	3,261	8,206	5,049	6,353	8,473	10,340	10,560
Mean	9,040	10,800	9,810	7,760	10,300	12,300	13,500	11,200

:k Monthly Mean Discharge (cfs)

Mar	Apr	May	Jun	Jul	Aug	Sep
16,620	5,453	10,590	13,950	14,470	14,330	9,748
5,050	5,816	9,122	13,330	14,870	11,140	8,110
24,630	11,660	14,770	15,590	14,840	14,700	11,110
17,120	8,136	10,510	11,720	13,330	10,400	7,987
22,430	7,841	10,930	12,790	15,070	11,580	7,493
4,680	6,308	9,820	13,650	14,900	11,160	8,588
5,569	5,488	9,476	12,960	14,600	11,030	7,837
4,455	7,720	16,380	13,030	13,980	10,470	7,847
15,670	8,550	9,970	14,580	15,550	11,130	8,748
3,910	4,087	14,660	12,100	14,200	10,640	8,702
25,550	29,270	12,600	14,250	14,580	13,300	9,501
4,969	7,799	9,869	12,340	14,720	11,600	8,602
3,347	6,823	9,405	11,720	12,750	10,470	7,534
3,459	6,249	8,724	10,530	12,560	10,920	7,395
3,287	4,693	8,942	11,970	12,540	10,340	7,542
22,280	12,730	8,606	12,540	12,630	11,950	10,020
3,734	4,220	9,142	12,150	14,980	12,560	7,861
4,460	7,212	11,980	13,980	14,770	10,840	7,409
3,375	3,576	7,496	9,726	9,908	8,364	5,974
3,141	4,361	7,578	7,337	7,304	7,210	7,074
8,206	5,049	6,353	8,473	10,340	10,560	8,893
9,810	7,760	10,300	12,300	13,500	11,200	8,280

Sep	Oct	Nov	Dec
9,748	5,468	5,347	5,333
8,110	5,663	5,186	19,660
11,110	4,671	4,627	4,318
7,987	6,745	10,820	14,430
7,493	6,298	6,415	6,954
8,588	6,043	5,869	5,231
7,837	6,048	4,589	3,897
7,847	7,137	6,003	6,180
8,748	6,873	5,759	8,336
8,702	7,249	4,686	4,255
9,501	7,749	5,718	7,808
8,602	6,160	5,915	5,846
7,534	6,488	5,692	4,722
7,395	7,102	4,667	3,715
7,542	6,170	4,685	3,294
10,020	6,176	6,002	10,900
7,861	7,876	7,265	5,357

Year	Beginning of	End of April	WY Type	Apr
1996	3.14	4.31	W	5,453
1997	3.10	3.94	W	5,816
1998	2.31	4.06	W	11,660
1999	3.44	4.26	W	8,136
2000	3.33	4.15	AN	7,841
2001	2.99	4.02	D	6,308
2002	2.20	4.30	D	5,488
2003	2.56	4.54	AN	7,720
2004	3.16	4.06	BN	8,550
2005	2.18	4.21	AN	4,087
2006	3.04	4.06	W	29,270
2007	3.21	3.90	D	7,799
2008	1.88	2.95	C	6,823
2009	1.38	3.00	D	6,249
2010	1.77	4.39	BN	4,693
2011	3.32	4.27	W	12,730
2012	3.34	4.44	BN	4,220

7,409	6,208	5,540	4,714
5,974	6,781	4,477	3,767
7,074	5,038	4,688	3,661
8,893	6,361	4,599	4,016
8,280	6,400	5,650	6,490

2013	2.59	3.79	D	7,212
2014	1.91	2.41	C	3,576
2015	1.16	2.66	C	4,361
2016	1.60	4.23	BN	5,049
Average 19	2.55	3.90		7,760

Keswick Monthly Mean Discharge (cfs)					
May	Jun	Jul	Aug	Sep	Oct
10,590	13,950	14,470	14,330	9,748	5,468
9,122	13,330	14,870	11,140	8,110	5,663
14,770	15,590	14,840	14,700	11,110	4,671
10,510	11,720	13,330	10,400	7,987	6,745
10,930	12,790	15,070	11,580	7,493	6,298
9,820	13,650	14,900	11,160	8,588	6,043
9,476	12,960	14,600	11,030	7,837	6,048
16,380	13,030	13,980	10,470	7,847	7,137
9,970	14,580	15,550	11,130	8,748	6,873
14,660	12,100	14,200	10,640	8,702	7,249
12,600	14,250	14,580	13,300	9,501	7,749
9,869	12,340	14,720	11,600	8,602	6,160
9,405	11,720	12,750	10,470	7,534	6,488
8,724	10,530	12,560	10,920	7,395	7,102
8,942	11,970	12,540	10,340	7,542	6,170
8,606	12,540	12,630	11,950	10,020	6,176
9,142	12,150	14,980	12,560	7,861	7,876

Year	Beginning of October	End of April	WY Type
2000	3.33	4.15	AN
2003	2.56	4.54	AN
2005	2.18	4.21	AN
2004	3.16	4.06	BN
2010	1.77	4.39	BN
2012	3.34	4.44	BN
2016	1.60	4.23	BN
2008	1.88	2.95	C
2014	1.91	2.41	C
2015	1.16	2.66	C
2001	2.99	4.02	D
2002	2.20	4.30	D
2007	3.21	3.90	D
2009	1.38	3.00	D
2013	2.59	3.79	D
1996	3.14	4.31	W
1997	3.10	3.94	W

11,980	13,980	14,770	10,840	7,409	6,208
7,496	9,726	9,908	8,364	5,974	6,781
7,578	7,337	7,304	7,210	7,074	5,038
6,353	8,473	10,340	10,560	8,893	6,361
10,300	12,300	13,500	11,200	8,280	6,400

1998	2.31	4.06	W
1999	3.44	4.26	W
2006	3.04	4.06	W
2011	3.32	4.27	W
Average	2.55	3.90	

Year	Beginning of October	End of April	Apr
Critical			
2008	1.88	2.95	6823
2014	1.91	2.41	3576
2015	1.16	2.66	4361
Avg	*1.65*	*2.68*	*4920*
Dry			
2001	2.99	4.02	6308
2002	2.20	4.30	5488
2007	3.21	3.90	7799
2009	1.38	3.00	6249
2013	2.59	3.79	7212
Avg	*2.47*	*3.80*	*6611*
Below Normal			
2004	3.16	4.06	8550
2010	1.77	4.39	4693
2012	3.34	4.44	4220
2016	1.60	4.23	5049
Avg	*2.47*	*4.28*	*5628*
Above Normal			
2000	3.33	4.15	7841
2003	2.56	4.54	7720
2005	2.18	4.21	4087
Avg	*2.69*	*4.30*	*6549*
Wet			
1996	3.14	4.31	5453
1997	3.10	3.94	5816
1998	2.31	4.06	11660
1999	3.44	4.26	8136
2006	3.04	4.06	29270
2011	3.32	4.27	12730
Avg	*3.06*	*4.15*	*12178*

Keswick Monthly Mean Discharge (cfs)						
Apr	May	Jun	Jul	Aug	Sep	Oct
7,841	10,930	12,790	15,070	11,580	7,493	6,298
7,720	16,380	13,030	13,980	10,470	7,847	7,137
4,087	14,660	12,100	14,200	10,640	8,702	7,249
8,550	9,970	14,580	15,550	11,130	8,748	6,873
4,693	8,942	11,970	12,540	10,340	7,542	6,170
4,220	9,142	12,150	14,980	12,560	7,861	7,876
5,049	6,353	8,473	10,340	10,560	8,893	6,361
6,823	9,405	11,720	12,750	10,470	7,534	6,488
3,576	7,496	9,726	9,908	8,364	5,974	6,781
4,361	7,578	7,337	7,304	7,210	7,074	5,038
6,308	9,820	13,650	14,900	11,160	8,588	6,043
5,488	9,476	12,960	14,600	11,030	7,837	6,048
7,799	9,869	12,340	14,720	11,600	8,602	6,160
6,249	8,724	10,530	12,560	10,920	7,395	7,102
7,212	11,980	13,980	14,770	10,840	7,409	6,208
5,453	10,590	13,950	14,470	14,330	9,748	5,468
5,816	9,122	13,330	14,870	11,140	8,110	5,663

11,660	14,770	15,590	14,840	14,700	11,110	4,671
8,136	10,510	11,720	13,330	10,400	7,987	6,745
29,270	12,600	14,250	14,580	13,300	9,501	7,749
12,730	8,606	12,540	12,630	11,950	10,020	6,176
7,760	10,300	12,300	13,500	11,200	8,280	6,400

Keswick Monthly Mean Discharge (cfs)					
May	**Jun**	**Jul**	**Aug**	**Sep**	**Oct**
9405	11720	12750	10470	7534	6488
7496	9726	9908	8364	5974	6781
7578	7337	7304	7210	7074	5038
8160	*9594*	*9987*	*8681*	*6861*	*6102*
9820	13650	14900	11160	8588	6043
9476	12960	14600	11030	7837	6048
9869	12340	14720	11600	8602	6160
8724	10530	12560	10920	7395	7102
11980	13980	14770	10840	7409	6208
9974	*12692*	*14310*	*11110*	*7966*	*6312*
9970	14580	15550	11130	8748	6873
8942	11970	12540	10340	7542	6170
9142	12150	14980	12560	7861	7876
6353	8473	10340	10560	8893	6361
8602	*11793*	*13353*	*11148*	*8261*	*6820*
10930	12790	15070	11580	7493	6298
16380	13030	13980	10470	7847	7137
14660	12100	14200	10640	8702	7249
13990	*12640*	*14417*	*10897*	*8014*	*6895*
10590	13950	14470	14330	9748	5468
9122	13330	14870	11140	8110	5663
14770	15590	14840	14700	11110	4671
10510	11720	13330	10400	7987	6745
12600	14250	14580	13300	9501	7749
8606	12540	12630	11950	10020	6176
11033	*13563*	*14120*	*12637*	*9413*	*6079*

Monthly Keswick release schedules by water year type (cfs)

	Apr	May	Jun	Jul	Aug	Sep	Oct
Critically Dry	4000	7500	7500	7500	7500	7000	5000
Dry	6000	8000	10000	10000	10000	7500	6000
Below Normal	6000	9000	12000	12000	12000	7500	6500
Above Normal	6500	11000	12500	14500	12000	9000	7000
Wet	8000	12000	13500	14500	12000	10000	7000

Year	Modeled Ten	Total ETF Mort	Modeled Total E	Actual ETF Surviva	ReddTemp 95%
1996	7.4%	68.9%	31.1%	21.3%	12.262
1997	10.5%	71.4%	28.6%	39.8%	12.386
1998	2.7%	75.1%	24.9%	26.7%	11.63
1999	1.2%	68.8%	31.2%	21.8%	11.661
2000					
2001					
2002	1.4%	76.3%	23.7%	27.4%	11.902
2003	1.4%	75.4%	24.6%	23.0%	11.929
2004	37.7%	82.1%	17.9%	20.9%	13.313
2005	4.8%	82.8%	17.2%	18.5%	12.128
2006	0.3%	81.6%	18.4%	15.4%	11.315
2007	7.0%	70.4%	29.6%	21.1%	12.33
2008	40.9%	81.1%	18.9%	17.5%	12.841
2009	18.9%	76.0%	24.0%	33.5%	12.423
2010	0.0%	66.9%	33.1%	37.5%	11.372
2011	0.0%	66.1%	33.9%	48.6%	11.484
2012	0.0%	68.1%	31.9%	26.9%	11.496
2013	9.6%	74.7%	25.3%	15.1%	12.405
2014	77.0%	92.9%	7.1%	5.9%	13.911
2015	85.4%	95.4%	4.6%	4.2%	13.792
Average	17.0%	76.3%	23.7%	23.6%	

Year	Beginning of October Storage (MAF)	End of April Storage (MAF)	Water Year Type	Temperature Compliance Point	Modeled Temperature Depdendent Mortality
1996	3.14	4.31	W	BSF	7.4%
1997	3.10	3.94	W	JLF	10.5%
1998	2.31	4.06	W	JLF	2.7%
1999	3.44	4.26	W	BND	1.2%
2000	3.33	4.15	AN	BSF	
2001	2.99	4.02	D	JLF	
2002	2.20	4.30	D	JLF	1.4%
2003	2.56	4.54	AN	BSF	1.4%
2004	3.16	4.06	BN	BSF	37.7%
2005	2.18	4.21	AN	BSF	4.8%
2006	3.04	4.06	W	BND	0.3%
2007	3.21	3.90	D	BSF	7.0%
2008	1.88	2.95	C	CCR	40.9%
2009	1.38	3.00	D	CCR	18.9%
2010	1.77	4.39	BN	JLF	0.0%
2011	3.32	4.27	W	JLF	0.0%
2012	3.34	4.44	BN	JLF	0.0%
2013	2.59	3.79	D	AND	9.6%
2014	1.91	2.41	C	CCR	77.0%

2015	1.16	2.66	C	CCR	85.4%

ReddTemp Medi	ReddTemp 5%
11.255	10.201
11.036	10.104
10.864	10.003
10.874	9.91896
11.273	10.227
11.124	10.256
11.673	11.054
11.096	10.431
10.936	10.429
11.355	10.041
12.285	11.793
12.005	11.424
10.773	10.138
10.827	9.97
10.965	10.247
11.816	11.34
12.78	12.318
13.236	12.6524

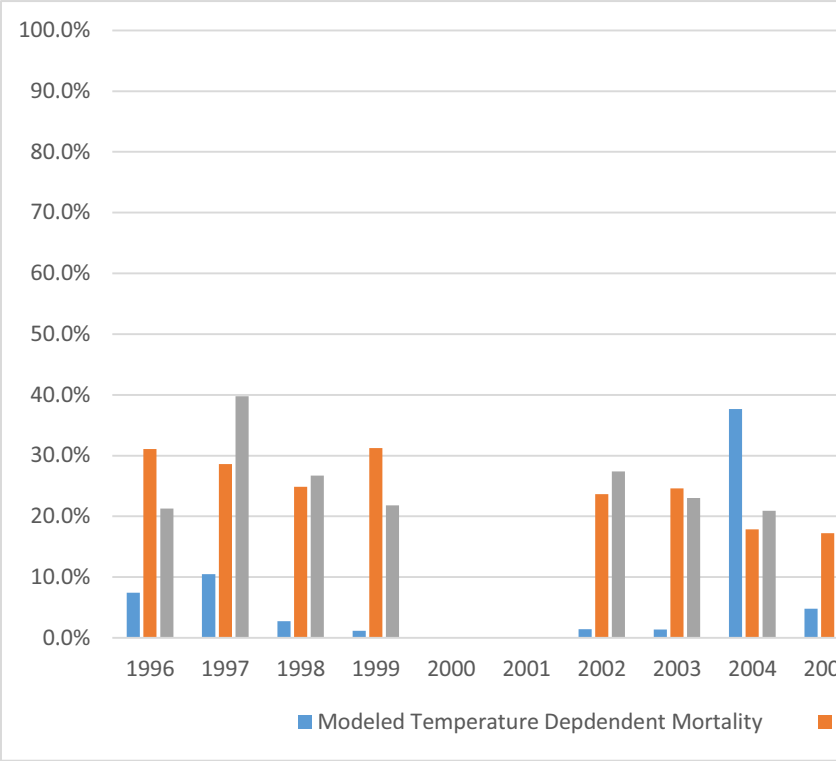

Modeled Total ETF Survival	Actual ETF Survival
31.1%	21.3%
28.6%	39.8%
24.9%	26.7%
31.2%	21.8%
23.7%	27.4%
24.6%	23.0%
17.9%	20.9%
17.2%	18.5%
18.4%	15.4%
29.6%	21.1%
18.9%	17.5%
24.0%	33.5%
33.1%	37.5%
33.9%	48.6%
31.9%	26.9%
25.3%	15.1%
7.1%	5.9%

Water Year Type	Modeled Temperature Depdendent Mortality
Critically Dry	67.8%
Dry	9.2%
Below Normal	12.6%
Above Normal	3.1%
Wet	3.7%

4.6%	4.2%

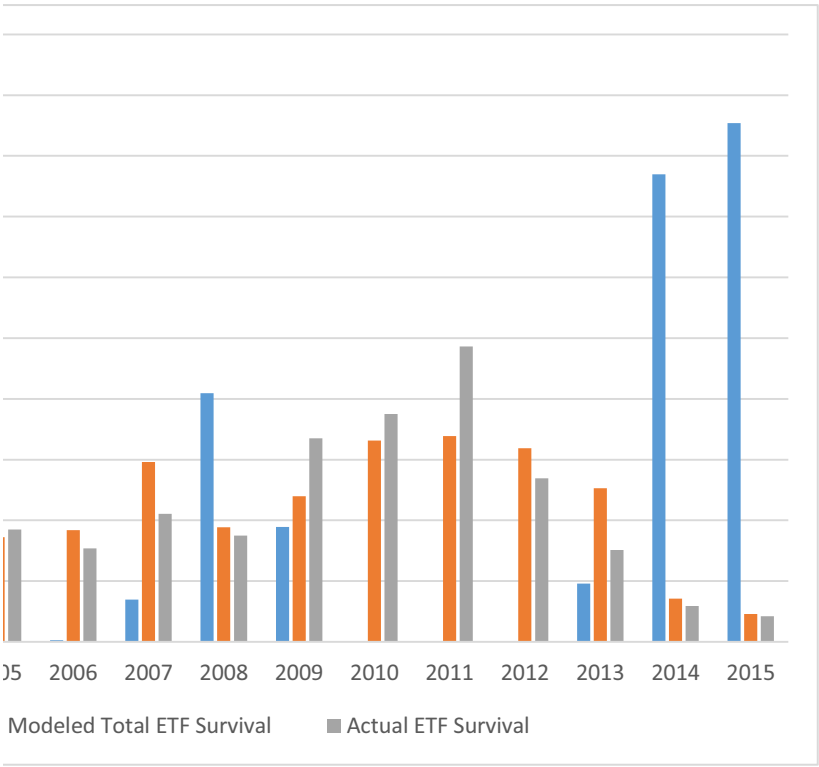
05
2006
2007
2008
2009
2010
2011
2012
2013
2014
2015
Modeled Total ETF Survival
Actual ETF Survival

Year	End of April Storage (MAF)	End of Septembe r (MAF)	CCR daily avg temp (May - Oct)	Temperature Dependent Mortality	Modeled Total ETF Survival	Actual ETF Survival
Critical						
2008	2.95	1.38	54.6	40.9%	18.9%	17.5%
2014	2.41	1.16	56.9	77.0%	7.1%	5.9%
2015	2.66	1.60	56.7	85.4%	4.6%	4.2%
Avg	**2.68**	**1.38**	**56.1**	**67.8%**	**10.2%**	**9.2%**
Dry						
2001	4.02	2.20	53.0			
2002	4.30	2.56	52.6	1.4%	23.7%	27.4%
2007	3.90	1.88	53.3	7.0%	29.6%	21.1%
2009	3.00	1.77	54.1	18.9%	24.0%	33.5%
2013	3.79	1.91	54.0	9.6%	25.3%	15.1%
Avg	**3.80**	**2.06**	**53.4**	**9.2%**	**25.6%**	**24.3%**
Below Normal						
2004	4.06	2.18	53.5	37.7%	17.9%	20.9%
2010	4.39	3.32	52.2	0.0%	33.1%	37.5%
2012	4.44	2.59	52.4	0.0%	31.9%	26.9%
2016	4.23	2.81	53.0	2.3%		
Avg	**4.28**	**2.73**	**52.8**	**10.0%**	**27.6%**	**28.4%**
Above Normal						
2000	4.15	2.99	52.7			
2003	4.54	3.16	52.6	1.4%	24.6%	23.0%
2005	4.21	3.04	53.2	4.8%	17.2%	18.5%
Avg	**4.30**	**3.06**	**52.8**	**3.1%**	**20.9%**	**20.8%**
Wet						
1996	4.31	3.10		7.4%	31.1%	21.3%
1997	3.94	2.31		10.5%	28.6%	39.8%
1998	4.06	3.44	52.2	2.7%	24.9%	26.7%
1999	4.26	3.33	51.6	1.2%	31.2%	21.8%
2006	4.06	3.21	51.7	0.3%	18.4%	15.4%
2011	4.27	3.34	52.1	0.0%	33.9%	48.6%
Avg	**4.15**	**3.12**	**51.9**	**3.7%**	**28.0%**	**28.9%**

Winter-Run aerial redd counts by river area 2010-2016

Flight Sections	2010		2011		2012	
	Redds	Percent	Redds	Percent	Redds	Percent
Keswick to A.C.I.D. Dam (rm 302 to 298)	107	48.0%	1	5.6%	173	66.3%
A.C.I.D. Dam to Highway 44 Bridge (rm 296)	107	48.0%	13	72.2%	87	33.3%
Highway 44 Br. to below Clear Crk. (rm 284)	9	4.0%	4	22.2%	1	0.4%
Below Clear Crk. to Balls Ferry Br. (rm 275)	0	0.0%	0	0.0%	0	0.0%
Balls Ferry Br. to Battle Creek (rm 271)	0	0.0%	0	0.0%	0	0.0%
Battle Creek to Jellys Ferry Br. (rm 266)	0	0.0%	0	0.0%	0	0.0%
Jellys Ferry Br. to Bend Bridge (rm 257)	0	0.0%	0	0.0%	0	0.0%
Bend Bridge to Red Bluff Diversion Dam (rm 242)	0	0.0%	0	0.0%	0	0.0%
Red Bluff Diversion Dam to Tehama Br. (rm 229)	0	0.0%	0	0.0%	0	0.0%
Total	223	100.0%	18	100.0%	261	100.0%

2013		2014		2015		2016		Redds (2010-2016)	% Average (2010-2016)
Redds	Percent	Redds	Percent	Redds	Percent	Redds	Percent		
432	75.9%	71	55.9%	74	37.8%	0	0.0%	**858**	**60.8%**
128	22.5%	47	37.0%	120	61.2%	12	66.7%	**514**	**36.4%**
8	1.4%	9	7.1%	2	1.0%	6	33.3%	**39**	**2.8%**
0	0.0%	0	0.0%	0	0.0%	0	0.0%	**0**	**0.0%**
0	0.0%	0	0.0%	0	0.0%	0	0.0%	**0**	**0.0%**
1	0.2%	0	0.0%	0	0.0%	0	0.0%	**1**	**0.1%**
0	0.0%	0	0.0%	0	0.0%	0	0.0%	**0**	**0.0%**
0	0.0%	0	0.0%	0	0.0%	0	0.0%	**0**	**0.0%**
0	0.0%	0	0.0%	0	0.0%	0	0.0%	**0**	**0.0%**
569	100.0%	127	100.0%	196	100.0%	18	100.0%	**1412**	**100.0%**

Flight Sections	Redds (2010-2016)	% Average (2010-2016)
Keswick to A.C.I.D. Dam (rm 302 to 298)	**858**	**60.8%**
A.C.I.D. Dam to Highway 44 Bridge (rm 296)	**514**	**36.4%**
Highway 44 Br. to below Clear Crk. (rm 284)	**39**	**2.8%**
Below Clear Crk. to Balls Ferry Br. (rm 275)	**0**	**0.0%**
Balls Ferry Br. to Battle Creek (rm 271)	**0**	**0.0%**
Battle Creek to Jellys Ferry Br. (rm 266)	**1**	**0.1%**
Jellys Ferry Br. to Bend Bridge (rm 257)	**0**	**0.0%**
Bend Bridge to Red Bluff Diversion Dam (rm 242)	**0**	**0.0%**
Red Bluff Diversion Dam to Tehama Br. (rm 229)	**0**	**0.0%**
Total	**1412**	**100.0%**

	Female Spawners	Fecundity	Fry-equivalent JPI	Recruits/ Female	
1996	571	3859	469183	822	21.3%
1997	1437	3859	2205163	1535	39.8%
1998	4847	3859	5000416	1032	26.7%
1999	1626	3859	1366161	840	21.8%
2000					
2001					
2002	5670	4923	7636469	1347	27.4%
2003	5179	4854	5781519	1116	23.0%
2004	3185	5515	3677989	1155	20.9%
2005	8807	5500	8943194	1015	18.5%
2006	8626	5484	7298838	846	15.4%
2007	1517	5112	1637804	1080	21.1%
2008	1443	5424	1371739	951	17.5%
2009	2702	5519	4972954	1840	33.5%
2010	813	5161	1572628	1934	37.5%
2011	424	4832	996621	2351	48.6%
2012	1491	4518	1814244	1217	26.9%
2013	3577	4596	2481324	694	15.1%
2014	1681	5308	502506		5.9%
2015	2022	4819	410475		4.2%
Average	3090	4833	3229957	1236	23.6%
					26.7%



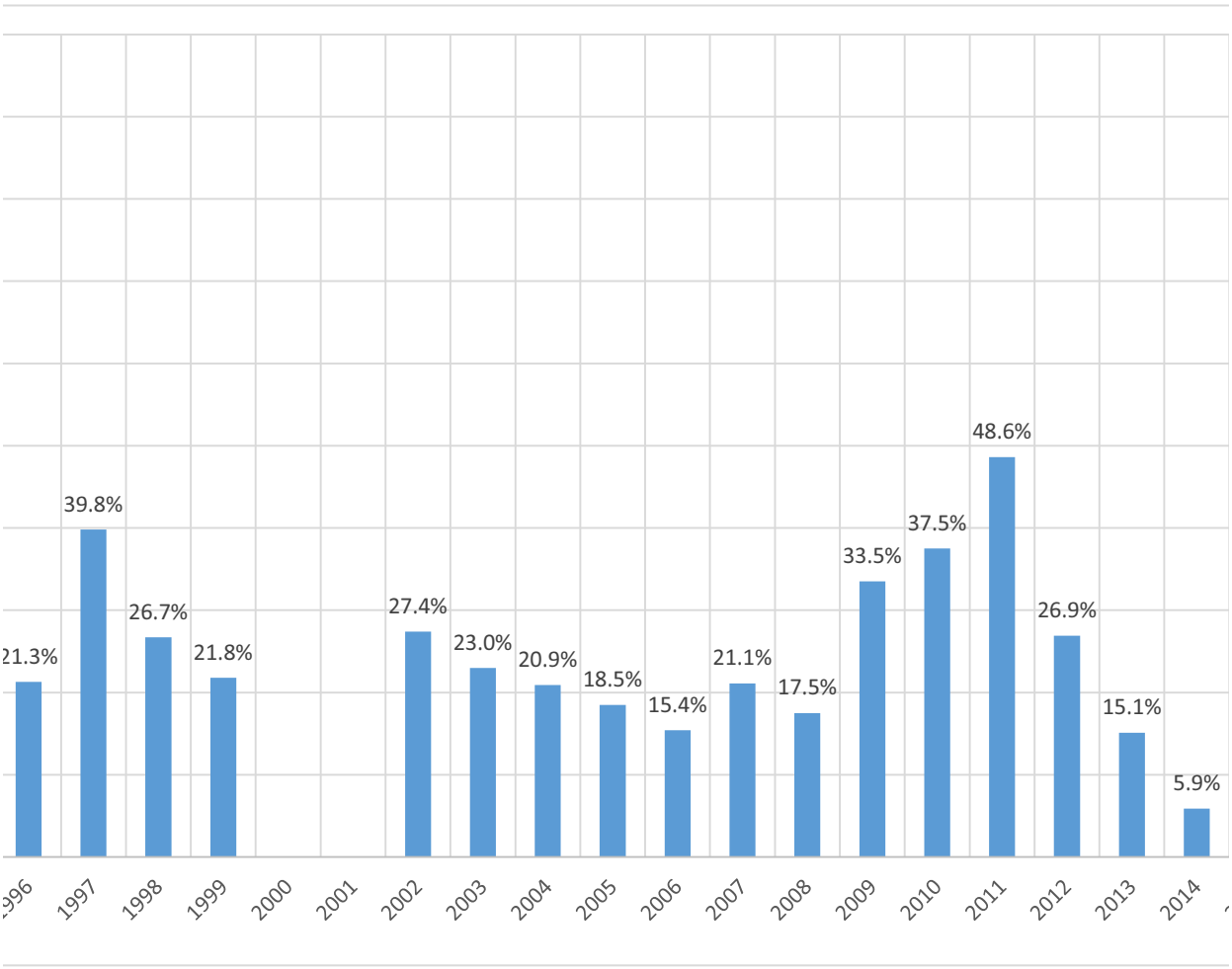
21.3%
39.8%
26.7%
21.8%
27.4%
23.0%
20.9%
18.5%
15.4%
21.1%
17.5%
33.5%
37.5%
48.6%
26.9%
15.1%
5.9%
996
1997
1998
1999
2000
2001
2002
2003
2004
2005
2006
2007
2008
2009
2010
2011
2012
2013
2014

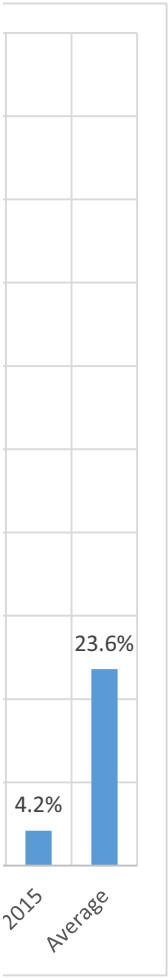
23.6%
4.2%
2015
Average